

# On The Fly

Newsletter of the Suncoast Fly Fishers of St. Petersburg


Speaker Thursday P3



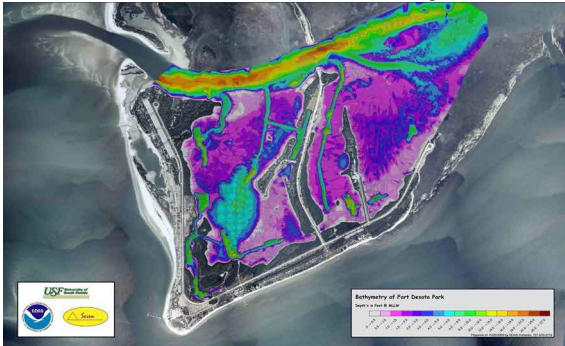
Trash 'n' Treasures P10



Weedon Winners. P11



Fort Desoto Park Outing. P13



Smitty's Fly Box. P14



Monster reds in Florida Louisiana P18



Reds are hot here, too. P 18-19-20





## *SFF President Letter – February 2020*

Hello Everyone,

Since I went from business owner to general manager of the company that bought me out, the hours that I have been keeping have prompted many friends to caution me about “burn out.”

That caused me to ask: “What is burn out?” So I googled it and discovered that there are 12 signs of burnout. Fortunately, I don’t have any of them...yet. ☺ (Go ahead, google it yourself and see if you see symptoms in me.)

Do you know that even those of us who are retired can experience burn out? It could be in their marriage, their friendships, or even in the volunteer work they are doing.

My antidote: water. I know that unless it’s a chemical or fuel burn, water will put it out. Water is a wonderful thing. It refreshes and sustains us. It cleans us. And wonderfully enough, it provides a release from the pressures of everyday life; if we spend the time on it.

And time on the water is invigorating; especially if you have a fly rod in your hand. It still amazes me how different things appear after one of our outings or even a solitary venture in search of the elusive fish.

One can find him/her self not only wanting to spend more time there, but wanting to expand the fly fishing experience by tying flies, accumulating more diverse tackle, or associating more with people of like mind.

Writers get inspiration from the seas, oceans, gulfs, lakes, and even ponds around us. I can see why.

When was the last time you laid down what you’re so caught up in, picked up a fly rod and tackle and headed for the water?

We at Suncoast Fly Fishers covet our time together; telling tales (and stretching the truth only slightly), sharing memories and making new friends. Thank you all for all you do.

*Never lose your sense of adventure.*

*George*

George Haseltine  
SFF President 2016-20  
727-423-8110 Cell & Text

## Meetings, Outings, and More

### THURSDAY, FEBRUARY 20 MEETING, WALTER FULLER PARK

- Nominating committee will announce the proposed slate of candidates for President, Vice President, and four board-of-director positions that are either open or eligible for reelection. This will be the last chance for nominations to be accepted from the floor.
- Election at the March meeting. Special thanks to the nominating committee: Bill Scarola, Quin Berry, Dennis Marquis, Jack Collins, James Davis and Mandy McGarry.
- VP Rick Warfel will raffle a free subscription to Tail Magazine



Capt. Shawn McCole

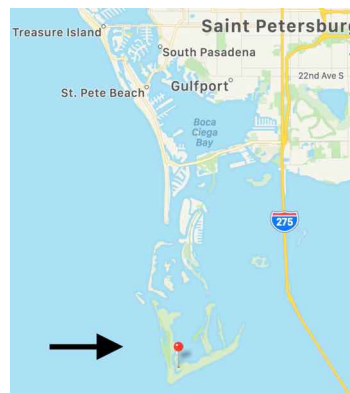
- **Going, going, gone?** Have you renewed your membership? If not, go to the meeting and settle the score with Treasurer Tom Gadacz on the back table. Or, email him at [thomasgadacz@yahoo.com](mailto:thomasgadacz@yahoo.com). If you haven't paid your dues by the end of February you will be removed from active status.

Our speaker is **Capt. Shawn McCole**

**From Shawn's website:** *During the winter months, I turn my focus towards stalking redfish and snook in shallow, clear water. I truly believe the ultimate reason we spend time on the water is to learn something, whether it is about ourselves, each other, or the pristine environments our adventures lead us to experience.*

### SATURDAY, FEBRUARY 22 OUTING, FORT DE SOTO PARK

- Members rank FDP the #1 outing location. There are many good areas to wade-in or to launch your kayak. And for big boats, there's the big FDP boat ramp on your right as you enter the park.
- Gates open at sunrise. \$5/auto entry fee.
- Fish anywhere in sight of Fort DeSoto Park.
- Meet up for lunch at 11:30 at Pavilion #2 in the North Beach Picnic area.
- Outing prize goes to the member catching the longest spotted seatrout, aka *speckled trout*. Measure it. Take a picture and email it to Bill AuCoin, [wmaucoin@verizon.net](mailto:wmaucoin@verizon.net)



### TIE-FLY MONDAYS WITH BRUCE EVENSEN

- Bruce will guide club members through all the steps to tie flies every Monday night at his fly tying studio. On the second Monday of each month you'll tie Bruce's fly-of-the-month.
- Meet fellow fly tiers at 6 pm every Monday. Bruce's Fly-Tying Studio, 531 83<sup>rd</sup> Street N, St. Petersburg.

## Meetings, Outings, and More

### THURSDAY, MARCH 19 MEETING, WALTER FULLER PARK



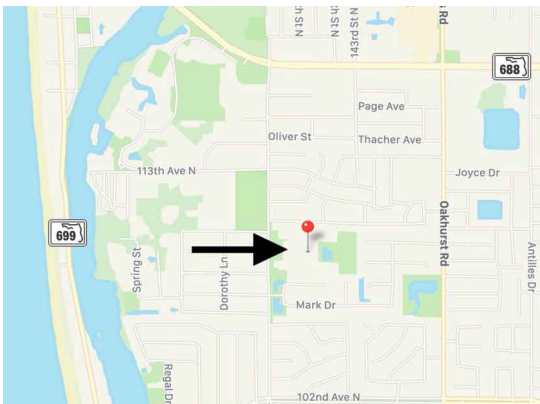
- Speaker: **Capt. Pat Damico**
  - Captain Pat is a long time and valued member of Suncoast Fly Fishers. As an FFI Master Casting Instructor he also gives his clients the casting tips they need to put that fly in the right spot.
  - Captain Pat has some secret warm water snook spots. Maybe he'll tell us.
- 

### SATURDAY, MARCH 21 FRESH OR SALT OUTING, SAFETY HARBOR

- This is our two-fer outing. Fish the fresh or the salt water.
  - You can fly fish the saltwater in Upper Tampa Bay for snook, redfish, seatrout and ladyfish. or you can fish freshwater ponds or Alligator Lake for sunfish and bass. Enter your longest fish in the annual outing tournament.
  - The Saltwater Outing prize goes to the member catching the longest redfish, the longest bass, and the longest bream. Measure it. Take a picture and email it to Bill AuCoin, [wmaucoin@verizon.net](mailto:wmaucoin@verizon.net)
  - Meet up for picnic lunch at Pavilion #8 at Phillippe Park
- 

### SATURDAY, MARCH 28, HOG ROAST AND SILENT AUCTION

- 4 to 8 pm, St. Jerome's Catholic Church, 10855 Hamlin Blvd., Largo.
- Tickets, \$20. Children 12 and under are free. Buy tickets at the meeting, the outing, or at the event.



*St. Jerome's Catholic Church 10855 Hamlin Blvd., Largo*

### Hog Roast --Call for volunteers

- The Hog Roast Committee needs your help: Decorations, Catering, Silent Auction, Bucket Raffle, Donations, Ticket Sales, Registration and Member Tied Flies. Contact Rick Warfel by text or email. 813-523-

0692 [rh\\_warfel@yahoo.com](mailto:rh_warfel@yahoo.com)

---



## News & Notes

### Welcome, new members

Suncoast Fly Fishers is on a roll and now has 134 members including 15 family and six honorary members. Our newest members include Bill Gross, Mike Bandera and Marshall Craig of St. Petersburg; Mark Manoly, Safety Harbor; David Janusik of Clearwater, Jared Salzman of Gulfport; Chris Sprowl of St. Pete Beach; and Bob Zewski of Largo; and Doug Stratton, New Port Richey. Welcome all. At least one of our new members is an author. Can you guess which one?

Yep, Marshall Craig. He's got a website, too, with freewheeling blog-posts about our favorite subjects. Fly fishing is one of them. Visit [craiglit.com](http://craiglit.com)

---

### The Mayfly Project. Teach fly fishing to kids in our foster care system

St. Pete's Foster care youth are going to be matched with members of the Suncoast Fly Fishers who will help them learn fly casting, fly tying, and catching fish on the fly. The board of directors voted to award these youth Certificates of Accomplishments along with flies and fly boxes. Also, they'll be added to the mailing list for *On The Fly*. We have six club members who will mentor and teach fly tying and fly casting to six foster care mentees. [The Mayfly Project](#) (TMP). TMP is a non-profit that uses fly fishing to mentor some of the 415,000 youth that are in our foster care system on any given day. If you are interested in being a mentor and/or learning about other opportunities to get involved in the St. Petersburg project, contact Scott Russell at 727-403-8165 or at [russellti@me.com](mailto:russellti@me.com)

---

### Free Fly Tying Classes in Tampa

Member Ray Smith ran into a former member, Enver Hysni, who owns a fly tackle shop in Tampa. His shop now goes by the name of Minnow & Monsters (3625 S. Manhattan Ave). Enver wants Suncoast Fly Fishers to join in his free fly tying classes on Saturdays 1:30-3:30 pm.

## Letters to the Editor

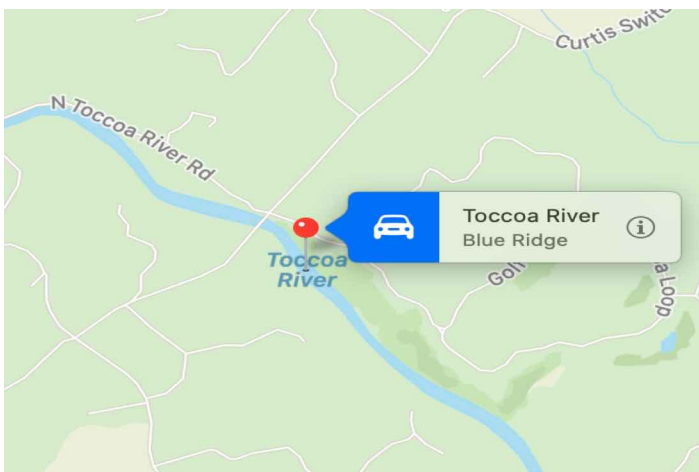
### Outing assistance for newbies

*Just a short note from a newbie. I had a great day getting to know some club members and eating very well. I learned that in many of the events there may be a sort of pre event meeting in the planned gathering area to get newbies familiar with the event's fishing opportunities. Not sure if other events are as difficult to sort out, but Weedon was a challenge. I did a fair amount of walking in the woods on unmarked trails. It was pleasant and good for me, but not getting me to fishing. I hope the pre meeting is still available in the future for guys like me. I want to repeat that I had a good day and look forward to more.*

*James Holly*

## News & Notes

**St. Pete Fishing Outfitters has organized a trout fishing trip on the Toccoa River in Blue Ridge, Georgia March 14-18.**



St Pete Fishing Outfitters is hosting a Trout Fishing trip to Blue Ridge, Georgia. Arrival at our rented 5600 sq. ft. "cabin" on the Toccoa River will be Saturday, March 14th with departure scheduled for Wednesday, the 18th. When I say, "on the Toccoa", once you walk past the hot tub, around the in-ground pool and through the full outdoor kitchen/bar, you're on the banks of the river.

The trip includes 1 full day of guided fishing on private water arranged by Cahutta Fishing Company in Blue Ridge. Four anglers per day with one guide per two anglers will have two miles of private trophy

waters to themselves. Cahutta will be hosting three separate groups of 4 anglers over our three days of fishing. The days anglers are not on private water, we will fish public waters on the Toccoa, Rock Creek and Coopers Creek. Your meals are included starting with dinner on Saturday through breakfast on Wednesday. Homemade spaghetti, meatballs and sausage; rib eye steaks; and grilled chicken are on the dinner menu. Bacon, eggs, and home fries, pancakes, etc. will be your breakfasts. Lunches will be sandwiches, etc. and this is all part of the trip package.

The trip is limited to 12 people and we have three openings remaining. Couples are coming as well as singles. If you like, you can plan an afternoon in Blue Ridge which is a quaint little town with excellent and eclectic shopping and eating venues.

Total trip cost is \$675 per person (including the guided fishing which is valued at \$300 alone). Only three spots remain. Daniel Kroegel and I will be your trip hosts and we wanted to offer this opportunity to members of the club, starting with the BOD, in recognition of the support the club has shown SPFO and the Fly Shop over the last couple of years. If you are interested and would like more information and pictures of our "cabin", you can email me or call me 727 510 1467 or Daniel or me at the store 727 317 4949.

**Plus, Bill Scarola is the go-to person to sign up for the trip to Zups Resort in Canada.**

- July 14-19
- Catch 100 smallmouth bass each day? Could be. This is Lac La Croix.
- Bill Scarola will have fliers at the meeting



# We are Suncoast Fly Fishers of St. Petersburg

## Aims and Purposes

The Suncoast Fly Fishers, Inc. (SFF) is an organization of fishing enthusiasts who love fishing with the fly rod. We welcome all people of all ages with similar interests, regardless of their fly fishing skill level. We enthusiastically teach those that wish to learn or improve their fly casting, fly tying and related fly fishing skills. SFF meets monthly where we talk fly fishing, tie flies and most months feature a speaker with a program highlighting local fly fishing opportunities.

Suncoast Fly Fishers (SFF) is a non-profit 501 (c) 3 organization. SFF is a charter member of the Fly Fishers International (FFI). SFF is a member of the Florida Council of FFI. SFF supports the conservation of natural resources, boating safety and fishing regulations.

## Monthly Meetings. Guests welcome.

Third Thursday of every month (except December) at St. Pete's Walter Fuller Park Rec Center, 7891 26th Ave. N. 6 to 8:30 pm.

**Directions to our meeting at Walter Fuller Park.** From 22<sup>nd</sup> Avenue N turn North on 72<sup>nd</sup> St. N. Turn left (West) on 26<sup>th</sup> Avenue N. Then turn right into the rec center parking lot.

## Monthly Outings

Club members meet up every month for a fly fishing outing and lunch. Usually it is scheduled on the Saturday after monthly meeting on the third Thursday of every month.

**Contact us by mail:** Suncoast Fly Fishers, P.O. Box 40821, St. Petersburg, FL 33743-0821

## Visit our website and Facebook pages, too

[SuncoastFlyFishers.com](http://SuncoastFlyFishers.com)

[Facebook/Suncoast Fly Fishers](#)

## Club and FFI Membership combined

Suncoast Fly Fishers currently has 134 members including 15 family members and 6 honorary members. Annual dues are payable in September. This also includes benefits and annual membership in [Fly Fishers International](#) and the [Florida Council](#) of Fly Fishers International

## Suncoast Fly Fishers

P. O. Box 40821  
St Petersburg, FL 33743  
[www.suncoastflyfishers.org](http://www.suncoastflyfishers.org)

## Club Officers

Pres: George Haseltine  
Vice Pres: Rick Warfel  
Secretary: David Redd  
Treasurer: Tom Gadacz

## Board of Directors

Quin Berry, Bill Scarola, Bob Burkard,  
Bruce Evensen, Ryan Sollars, Cliff Nigh,  
Karen Warfel

## Committees

Volunteers needed. Speak to any officer  
or director at the meeting

Casting Skills: Pat Damico, Dayle  
Mazzarella

FFI Liaison: Pat Damico

Conservation: Cliff Nigh

Fly Tying: Myron Hansen

Membership: Tom Gadacz

New Members: Rick Warfel

Webmaster: Dennis Marquis, Bob  
Burkard

Facebook: Woody Miller

Hog Roast: Open

Outings: Bob Burkard, Hilton Bruch,  
David Redd, Bill AuCoin

Outreach, shows: David Redd, Bob  
Burkard, Bill Scarola, Tom Gadacz

Raffles: Dave Barson

Succession Plan: Rick Warfel

Programs: Board of Directors

Publicity: Bill AuCoin

## On The Fly

Bill AuCoin, editor  
Duane Mertz, Anne Hays, Bob Hood, Tim  
Elms

## Tom Gadacz: SFF Benefits of Membership



- If you are a fly fisher or want to fly fish this is the club for you.
- Learn to fly fish and learn the local waters.
- Meet the local experts and learn where and how to fly fish.
- Novices as well as experts are more than welcome.
- Learn the basics of fly fishing.
- Monthly (except December) meetings with speakers and fly tying demonstrations.
- Monthly

fishing outings in nearby salt and fresh water locations with lunch provided.

- Annual SFF Hog Roast and Silent Auction usually the last Saturday in March.
- Casting clinics – usually twice per year with FFI Certified Casting Instructors. Free to all FFI members otherwise \$35.00.
- Special outings such as a trip to fish the Everglades in April.
- Carl Hanson Tournament with Tampa Bay Fly Fishing Club on the Hillsborough River.
- Annual Don Coleman Classic with neighboring clubs in December at Fort De Soto Park.
- New members' packet containing SFF by-laws, membership list, pertinent fishing regulations, "Wading the Saltwater Flats with a Fly Rod," by Don Coleman, deceased SFF member, and sample flies tied by SFF members.
- Suncoast Fly Fishers' Monthly newsletter, *On the Fly*
- Outreach programs such as Project Healing Waters Fly Fishing at Bay Pines Veterans Medical Center.
- We demonstrate fly tying at outdoors and boat shows.



*Free fly casting clinics twice a year for SFF/FFI members.*



- We participate in the Florida Council FFI Expo and Fly Fishing Fair.

- And we teach fly-tying and fly-casting to future fly fishers.



*Fly Tying Workshops*

*Tom*

*Next page, member benefits belonging to Fly Fishers International*



## Tom Gadacz: Fly Fishers International Member Benefits



### Publications

Fly Fishers International produces magazines and newsletters that help us be better fly fishers and better stewards of the environment. The following publications can be found on the FFI website under the **Resources** tab.

- **FlyFisher** magazine is a biannual publication available for purchase or viewable online for free.
- **The Loop** newsletter is a digital magazine, a medium through which the talents, knowledge, and ideas of our fly casting professionals can be shared.
- **Tying Times** is the official newsletter of the Fly Tying Group of FFI and is published quarterly online.
- **The Osprey** is published by a consortium of like-minded conservation organizations, including FFI, and is a journal for salmon and steelhead conservation. For more info visit [www.ospreysteelhead.org](http://www.ospreysteelhead.org).
- **E-News** is a monthly email featuring articles on Conservation, Education, and Community.

### Education

FFI continues to work with our partners to make our voice heard on important conservation issues that need our support. Updates on our Conservation Committee's actions can be found on the FFI website under the Conservation tab. Additionally, local conservation and education efforts are led by our community of councils and clubs. They are our "feet in the streams" and participate in many local conservation projects. FFI provides grants and support to councils and clubs for their conservation efforts.

FFI's Education Committee created the Learning Center in 2018 and has published learning modules for 4 major areas: Casting, Conservation, Fly Fishing Skills, and Fly Tying. Included under the Casting module, we've developed guides and videos to assist with learning 5 important casts as well as the casting skills challenge. Additional modules are being developed and deployed each year.

FFI's Fly Tying Video Library offers over 500 fly tying videos, reviewed and approved by our Fly Tying Group to provide quality teaching videos from a variety of tiers. This library brings the best of the best all in one place!

Also, be sure to visit the website for the **Florida Council** of FFI. Tom Gadacz, our club's long time valued member, former president, and current treasurer is president of the Florida Council.

**Get the FFI discount on your rental car, hotel, and other services, too.**

*Tom*

## January Trash 'n' Treasures: Lots of \$\$\$ and LOL




*Alan Sewell, SFF's live auctioneer, assisted by Thomas "Truk" Trukenbrod*

Suncoast Fly Fishers raised more than \$1,800 at January's lively Trash 'n' Treasures meeting, a live auction of used gear brought in by members and exceeded to perfection by our auctioneer and comedian of record, Alan Sewell.

Dennis Marquis bought a Cabela's combo outfit for \$35. Dennis also got three brand new Dr. Slick scissors for \$60.

Warren Shane got

a heck of a deal on a TFO Lefty Kreh 12-weight. \$50. Rick Warfel paid \$35 for some Bill Scarola flies. Tim Elms paid \$50 for Pat Damico flies. And that was just for starters.



*Mike Larkin got a good deal on several spools of fly line for \$5 each. He's getting his kids into fly fishing.*



*April Turpen is geared up, rigged and ready for the February outing at Fort DeSoto Park.*

### **Your Trash is Matt's Treasure**

*I picked up a Cabela's 6wt rod n reel combo at our recent Trash n Treasures auction. I knew my nephew Matt needed one. He lives in Wellington, Florida, not far from where the club often fishes Billy's Bass Hole near the Everglades. I paid him a visit to bring him the rod. Matt christened the new setup on this nice bass fishing a white "meat whistle" streamer. I landed two smaller bass on an olive woolly bugger.*

*Dennis Marquis*



*Warren Shane with his fishing vest and floating fish-grabber. He gobbled up a lot of other gear, too.*

## January Outing: Big Fun on the Bayou

The new year got off to a grand start with the first outing at Weedon Island Preserve on Tampa Bay. Everybody was pleased as punch with the amazingly delicious Low Country Boil cooked and served by the Craig family of High Performance Plumbing Services, long time members. Generally speaking, many fish were happy, too; happy that they weren't fooled by our flies. However, a few ladyfish, catfish, snook and seatrout fell victim to imitations presented by Suncoast Fly Fishers.

Bruce Evensen caught a snook in the Snug Harbor area that earned him the outing prize. Mandy McGarry takes the lead on the outing tournament ladyfish category with a 25-incher. Quantity, not quality, was Bob Hood's MO. He caught five ladyfish and three catfish wade fishing Riviera Bay.



*Hey Mandy, is that you? Mandy McGarry with her 25-inch-plus ladyfish caught on a Mullet Clouser she tied.*



*Bruce Evensen caught the longest snook kayak-fishing the Snug Harbor area north of Weedon Island Preserve.*



*Mark Hays with a big Riviera Bay ladyfish.*



*New Member Doug Stratton caught the longest stingray.*



*Everybody's a winner! The award for longest lizardfish goes to Bill AuCoin.*



## Annie Hays: Hot Shrimp on a Cold Day



Annie Hays

I knew the Weedon Island outing wasn't going to be my best fishing experience when I discovered that we had packed two left wading shoes in my size. The discovery was made after I had put the first left shoe on while sitting in my waders at the park.

Robert managed to shove my dad's waterproof boots that he wears for extremely dirty jobs (think Winston Rothschild III from "The Red Green Show") over the waders. The boots were about two sizes too small, but I did not want to puncture the neoprene feet on an oyster. Not that it would have mattered, the waders leaked in two places already.

Thankfully Dad and Mandy had a far better day than I did. The two of them followed a school of two-foot-long ladyfish down a sandbar. They each caught a handful of Clousers. Best of all, Mandy caught her fish on the Clouser she tied that week at Monday Night Fly Tying.

Based on my dad eyeballing the fish (he can measure down to  $\frac{1}{4}$  of an inch after nearly fifty years of plumbing), he determined that Mandy had the largest ladyfish. It measured 24.5 inches.

The best part was that the ladyfish didn't nail anyone with their brown projectiles.

While my toes were in the vise grips of Dad's work boots, I kept reminding myself that no matter how much I wanted to go home, I did not have the keys to the truck, and I wasn't confident in my ability to steal them from my father and make it to the truck first.

Actually, I kept thinking about the great feast waiting for us at the picnic area.

The Craig family outdid themselves once again with their famous low country boil. Based on unscientific data that I have collected through years of observation; I believe between 25% to 50% of the club members are not from the South. The other Floridians and I do not hold this against our Yankee friends. We only ask that you not drive five inches behind us when we are going the speed limit just in case there is a need to suddenly stop.

There are a couple of theories as to the origin of the low country boil, but it is generally accepted that it started in South Carolina. The most widely held belief is that a National Guardsman named Richard Gay needed a way to stretch his company's food supply. Gay was from Frogmore, so the dish was called Frogmore Stew. It consisted of shrimp, corn on the cob, potatoes, sausage, and crab seasoning.

The Craigs followed this simple recipe perfectly. The line stretched through the pavilion for twenty minutes until everyone got a plateful. Or two.

The only change I would make is having complimentary Tums for dessert instead of cookies.

Annie

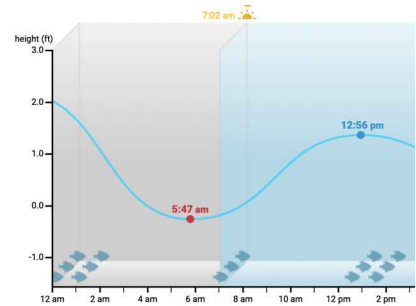


# Bob Burkard: February 22 Outing at Fort DeSoto Park

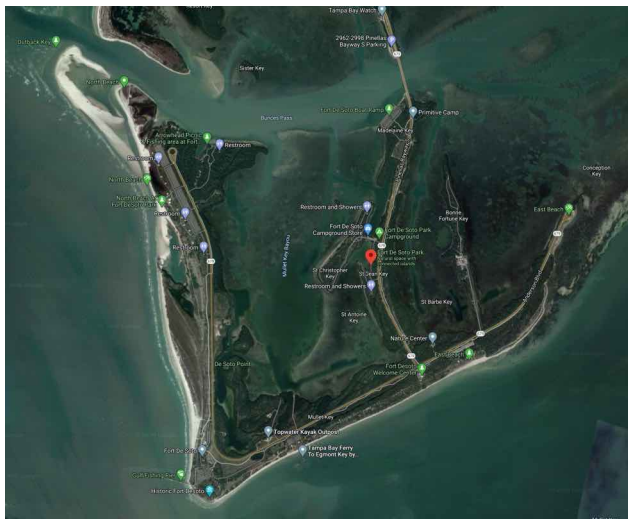


Bob Burkard, chairman of the Outings Committee

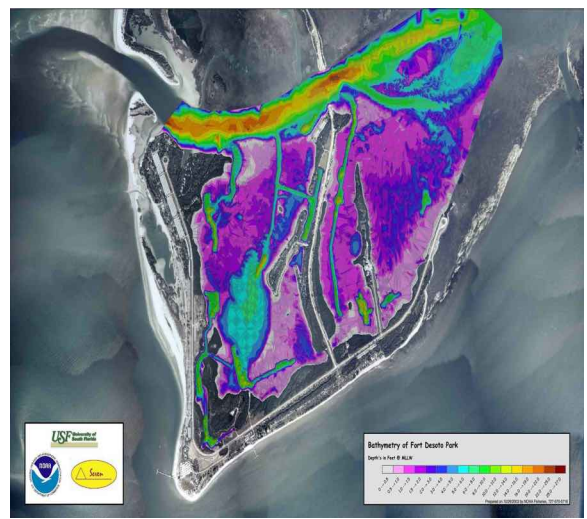
Members rank Fort De Soto Park their #1 outing location. There are many good areas to park your vehicle, even the side of the road. Wade in and fish. Slide your 'yak in and fish. And there's a boat launch on your right as you enter the park. Gates open at sunrise. \$5/auto entry fee. Fish anywhere in sight of Fort De Soto Park. Meet up for lunch at 11:30 at Pavilion #2 in the North Beach Picnic area. Outing prize goes to the member catching the longest spotted seatrout, aka *speckled trout*. Measure it. Take a picture and email it to Bill AuCoin, [wmaucoin@verizon.net](mailto:wmaucoin@verizon.net)



We'll have a nice incoming tide. (Tides4fishing.com)



Fish the Gulf beaches on the left. Fish the bay on the right. Fish Bunces Pass at the top. Fish the warm water inside the park. It's all good.



NOAA's bathymetric image shows depths in color. That's deep Bunces Pass at the top. Look closely and you'll find some deep water pot holes left over from World War II bombing practice.

### 2020 Outing Tournament Leaders

Species	Length	Winner	Outing (Month)
<b>Longest bream</b>			
<b>Longest black bass</b>			
<b>Longest snook</b>	<b>18"</b>	<b>Bruce Evensen</b>	<b>Weedon Island Preserve (January)</b>
<b>Longest redfish</b>			
<b>Longest ladyfish</b>	<b>25"</b>	<b>Mandy McGarry</b>	<b>Weedon Island Preserve (January)</b>



Layne (Smitty) Smith

## Smitty's Fly Box : Jointed Pencil Popper

### Materials

*Hook:* Daiichi saltwater 2546 #2

*Thread:* Danville Flat waxed Nylon White

*Tail:* Krystal Flash Pearl

*Rear Body:* Frizzle Chenille (Hairline)



Dubbing) UV Pearl (large  $\frac{5}{8}$ "

Articulated Shank: Fish Skull Shank  $1\frac{3}{8}$ " (35 mm)

*Front Body:* Soft Body Perfect Popper

*Eyes:*  $\frac{1}{4}$ " molded eyes silver w/ black pupil

*Coating:* Loon Hardhead Pearlescent Green or Solarez UV Resin. NOTE: If using UV Resin, add optional pearl glitter and mix in disposable mixing cup

*Cement:* Fletch-Tite Platinum, CA Cement or SHHAN

*Misc:* Scotch or Blue painters tape, Red Sharpie, pearl glitter (optional)

### Tying Sequence

**Step 1.** Place hook in vise and lay down a base wrap from hook eye to just above the hook barb. Take 6 strands of Krystal Flash and fold in half and cut, repeat and then wrap the flash around thread at halfway point of flash and tie on hook shank just above the barb for the tail. Trim to hook shank length if needed.

**Step 2.** Attach Frizzle Chenille in front of tail and palmer forward to hook eye, stroking material backwards after each wrap as you go. Whip finish, coat and cure with UV Resin

**Step 3.** Use curved scissors to taper rear body all around to tail.

**Step 4.** Attach articulated shank down through hook eye. Remove hook from vise and then insert the back loop of the articulated shank in vise. (Note: Use a twist-tie to tie hook bend to vise shaft to keep it from flopping around as you finish the rest of the fly.)

**Step 5.** Attach thread to rear of articulated shank and use several wraps to close gap of the shank and then continue to lay down a good base wrap to within an eyes width of the shank eye using "touching wraps" as you go. Whip finish and trim thread. Apply a drop of head cement to thread wraps at both the front and rear of shank.

**Step 6.** Coat base wrap with CA cement and then open the slit in popper body and slide onto shank making sure to cover thread at rear of shank with the popper body. Rotate the vise 180 degrees to expose the slit in body. Fill gap with CA cement, pinch closed and hold until cement sets.

**Step 7.** Use "blue painters tape" or Scotch tape to create a template for coloring the head of the fly. Start the tape at the slit on the bottom of the popper body and tilt the angle of the tape to mimic the angle of the fly face until you get to the top then angle it back to match the other side going down the other side. Cut off remaining tape leaving a tab for easy removal after coloring head. Color head and/or face with red Sharpie. Remove tape.

**Step 8.** Attach eyes with Fletch-Tite making sure to even them out vertically and horizontally.

**Step 9.** Starting from the rear of the popper, apply coating (Loon Hardhead or UV Resin) with smooth strokes to coat body being careful to not allow the Sharpie colored portion to run. This step can be made a little easier by re-aligning popper body in vise to hang vertically as you apply the coating. Let dry in rotating dryer or, if using resin, cure with a UV light.

*Smitty*

## Bruce Evensen : Carl Hanson Bendback Minnow



*Bruce Evensen*

The hook rides upside down and it's covered up by fiber so you can fish grassy flats without catching weeds. Bruce led flytiers on the step-by-steps at his home fly tying studio on Feb. 10.



### Materials

*Hook:* Size 1 or 1/0 3407 stinger hooks, etc..

*Thread:* Red flat waxed

*Body:* Olive and white bucktail

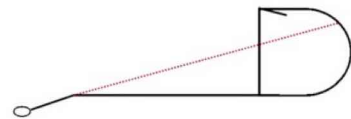
*Flash:* Pearl Flashabou or similar

*Glue:* UV Epoxy or Zap a Gap type

### Sequence

- 1: Bend hook as shown in diagram. Approx. 15 deg.
- 2: Wrap thread on front of shaft up to the bend you created...
- 3: Add a small clump of white bucktail to form the bottom of the fly
- 4: Add a few strands of pearl flash on top of white bottom
- 5: Add the olive color bucktail forming the top of the fly.
- 6: Whip-finish the front of the fly in your red thread, approx. 1/8" long.
7. Add a black marker dot on each side of red thread to represent eyes, then epoxy the head and cure w/ UV light.

A properly bent hook. Notice that the plain of the bend meets the back of the gape of the hook. If it is over-bent beyond the point of the hook, hooking the fish is impossible, the angle with which the hook travels doesn't allow for the hook point to dig into the fishes mouth.



*Bruce*

## Bruce Evensen : “Infamous”



Bruce recently led flytiers through the steps of his Infamous, aka Foam Mouse. Below are the materials and steps.



*Bruce Evensen's Foam Mouse*

### Material

*Body:* Large white chenille, or white yarn. Tan and brown also work here too

*Back:* Brown foam

*Tail:* Leather strip, as in a shoe lace

*Hook:* 3407 or stinger type size 1 or 1/0

*Eyes:* 3mm stick on

*Thread:* Brown flat waxed



*Foam Mouse: Bottoms up. Use chenille (see below) or yarn.*

### Tying Sequence

1. Wrap thread on hook shaft from hook eye to bend.
2. Attach a 2-3-inch leather strip (tail) to shank just in front of the bend
3. Cut a 2-21/2 inch strip of your foam about 3/8" wide and tie in at the tail on top of the leather piece so that it lays back behind the hook.
4. Then tie in your chenille or yarn at back of shaft on top of the tail piece and foam and wrap forward to the hook eye. Be sure to bring your thread forward before wrapping the chenille forward.
5. Trim chenille to a taper at both ends. Or double up the chenille in the middle and taper it forward.
6. Bring foam forward and tie in just behind hook eye. Then bend it back over the body and put a thread wrap or two over the foam about 3/8ths back from hook eye... Then cut a v in the back piece, as shown.
7. Attach eyes on foam just behind the hook eye. Use glue to firmly attach the eyes.



*Bruce*



## Tim Elms: New Member - New Water



*Tim poses with a trophy peacock bass.*

Howdy! This month I'm doing a HUGE shout out to the smalls. YOU'RE KILLING ME SMALLS!—The past weeks of cold fronts, winds from the north, winds from the east and saltwater temps of under 60 degrees has made fishing unbelievably amazing for me. I truly hope it's been the same for you and your flypole. I even went out on three charters over my birthday weekend (thanks to my loving wife) and landed....three fish...not one on a fly. The guides were more excited than me turning redfish on the flats charters into dolphin cruises. Its been a lot of casting, not catching. So fun.

But I like to catch fish. Any fish, any size (well, just small ones). I don't mean to boast or keep this skill to myself so alas, here are my top-secret step-by step instructions on landing these whales. Remember, it's not the size that counts, it's the motion in the ocean.

- Think like your target. The smaller the fish, the harder it is to take a fly.
- Rig up your one-piece 12-wt with a full sink line and a 15' 80lb tapered leader.
- Make sure your loop knot is as small as the targeted fish's eyeball.
- Find a nymph, popper, or Clouser that is hatching and tie it on.
- Cast as far as you can. 12 to 13 false casts will do the trick.
- Immediately, take your eyes off the fly, turn around, and talk to the snowbird directly behind you; they always have huge insights on how to fly fish in Florida.
- After the stories of huge bass on Senko worms, set the hook and I mean set it. Raise the rod as far as you can and keep going until



*Insane top-water action*



*Over the slot. Put him back.*

you hear your shoulder pop.

- Pray that your leviathan is instantly evacuated from their home waters and lands directly in your non casting hand. If not, lock your drag or better yet palm your reel hard. After 30 minutes or so, ask that expert behind you to grab the net and corral that trophy in.
- Whip out your digital camera and take an SD card full of pics.
- Gently lower the FWC record into the water and keep it facing north until it needs a furious push from you to get the water pumping into its gills.
- Rejoice, call your fishing buddies, your father, and be sure to let Facebook know you did it. I hope these steps help you get the likes you are looking for. Until next month, strengthen your core and as always: Strip.Strip.Strip!—

Strip-----Strip-----Strip----- *Tim*

## Steve Udovich: Bull Reds in Louisiana



I had a really good day fishing with Capt. Doug Henderson of **Salted Flats Fly Fishing**, Slidell, Louisiana. The huge marsh area due south of the Pearl River is loaded with big reds. I'd recommend Capt. Doug to anyone headed that way to hook a big red.

Also, I had another good day fishing the waters off Dunedin with **Capt. Ethan Kiburz**. Do yourself a favor, put Ethan on your list for a future guided trip! He's an Ace. Cheers....

*Steve*

## Andy Constantinou: Scottish Friends Score Redfish



*Colin with the biggest redfish he's every caught: 30-inches*

*Cheers, Andy*

I invited a couple of friends from Scotland here on holiday to a day's fly fishing. We blanked on the boat.

So Murray and Colin went out a few days later and wade-fished the grass flats on Simmons Park and they caught a few redfish. Murray caught a nice two-footer. Colin landed a 30-incher. Not bad for a couple of visitors.

So, I've decided to sell my new boat and join them wading the flats. That's a joke.



*And Murray was quite happy with his 24-inch redfish*

## Lynn Skipper: Bryon Chamberlain



Feb. 10

I got out on the water today with **Bryon Chamberlain**. We worked hard due to the wind and cooler water temps but still scored an onshore slam: a redfish that Bryon estimated at 25-26", a snook 25-26", and a trout at 20-21". We forgot to take a picture of the trout. All on the same black fly. I will be out of town next week and will miss the meeting. Hope to see you in March.



Lynn


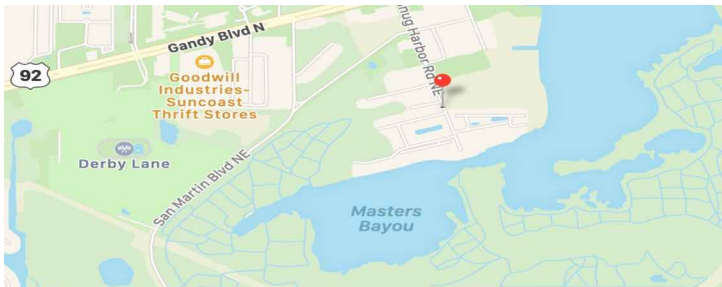
## Bill Scarola, Snug Harbor Seatrout

February 9.

I caught this 18-inch trout today off Snug Harbor.

Bill

*Snug Harbor, you ask? It's Masters Bayou on the map. The name Snug Harbor comes from the name of the road that leads to a parking area and kayak launch.*





# Your Trash is Now Matt's Treasure! – by Dennis Marquis

January 29

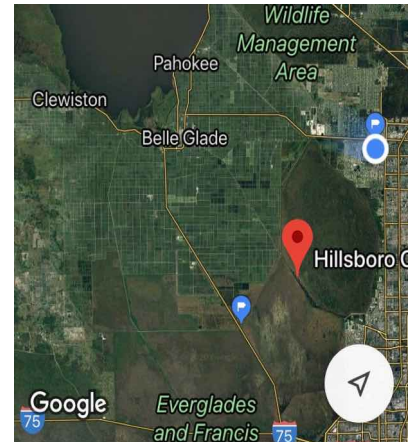


Dennis' nephew Matt with an Everglades bass

I picked up a Cabela's 6wt rod n reel combo at our recent Trash 'n' Treasures auction knowing my nephew Matt needed one. Matt lives in Wellington, Florida not far from where the club often fishes Billy's Bass Hole near the Everglades. I paid him a visit to bring him the rod. Matt christened the new setup on this nice bass fishing a white "meat whistle" streamer. I landed two smaller bass on an olive woolly bugger. All were caught kayaking the Hillsboro Canal (red pin), which is northeast of Billy's Bass Hole (blue flag).

On Friday we fished the John D. MacArthur State Park with hard baits on spin rods. If you're in the area, I recommend fishing the northern-most part at the end of an incoming tide for snook, jacks and ladyfish. It's a very shallow area that needs water volume so you can get up into that northern section.

We also fished Billy's Bass Hole, worked all day for a few oscar, bluegills, chiclids and gar then at around 4 pm we kayaked back to the boat ramp and fished near it in a shaded wind hidden corner and ...bingo! For the last hour it was fish hitting the fly with every cast. In that hour, which made the day, we easily landed a couple dozen between us.



Above, Hillsboro Canal at pin mark

Dennis

# Wally Vidal: Redfish, Jacks with Captain Ethan Kiburz



January 15  
These photos are from my January guided trip with Capt. **Ethan Kiburz** yesterday fishing out of Dunedin. We had an excellent time catching four redfish (up to 30-inches) and two jacks on Puglisi flies.

Wally





## Fly Gear for Sale or Swap or Purchase

**Larry Lurie is selling his 16-foot Bass Tracker and trailer. Just \$4800. Email him at [lawrencelurie@gmail.com](mailto:lawrencelurie@gmail.com)**

Equipped with a 40 HP Mercury. Walk through Bimini top; Minn Kota Power Drive Copilot 55-lb thrust trolling motor. Lowrance color fish finder/GPS. Shortwave radio w/marine band, NOAA weather. Stereo AM/FM/W-CD. Boat cover; Minn Kota electric winch; 22-gal aerated bait tank; two 6 gallon gas tanks w/ tank switch; two new deep-cycle batteries; built in charger w/switch to run on either battery or both. PayPal



**Gary Sundberg is looking for a good deal on a 4-piece, 7-weight fly rod.**

Email Gary at [lthikr505@gmail.com](mailto:lthikr505@gmail.com) or phone 802-922-5793

**Bruce Evensen made these beautiful items himself. Call him at 727-403-9010. Also, see much more of his fine art on "Poppa Bruces Flies" pages on Etsy ....<https://www.etsy.com/shop/poppabrucesflies>**

- Hook or eyes holder hand made by Bruce Evensen, \$28.00
- Thread holder with one fly holder by Bruce Evensen, \$9.00
- Fly tying desk and tool holder, \$50.00
- Fly tying desk and tool holder made by Bruce 2ftx2Fort, \$85.00
- Epoxy glue holder hand-made by Bruce Evensen, \$24.00

**Lynn Skipper has two nice fly rods he'd like to sell. He can bring them to the February meeting. Email [vintagevette@msn.com](mailto:vintagevette@msn.com) or call 813-541-3195)**

1. ROSS WORLDWIDE FlyStik Heavy - 10 wt, 4 piece, 7'11" rod with sock and tube. Value \$200 +, sell \$150 OBO
2. ORVIS TLS Power Matrix Mid-Flex 4 piece 3 wt rod with sock and tube + ORVIS Battenkill DISC 3-4 reel with backing and 3 wt WFF line. Value - \$260+. \$160 OBO.

**Want to sell or trade? Need some fly gear? Email [Bill AuCoin, wmaucoin@verizon.net](mailto:wmaucoin@verizon.net)**

## New SFF Logo Shirts Available

New member Tim Elms' brother, Jeremy Elms, is an avid fly fisherman, a guide for carp and trout on the fly, and a maker of custom fishing shirts and accessories. His company [www.draganddropfishing.com](http://www.draganddropfishing.com) put together a new

design for SFF. The snook on a fly design is by well-known Florida tattoo artist/angler Shane Woodward. White, mint green, or grey.

Hoodie: \$45.

No hood, \$25.

Tee, \$18

See Tim Elms at the meeting or email him at

[trelms@yahoo.com](mailto:trelms@yahoo.com)



## Capt. Pat Damico: Captain's Corner



### Fly fishing in the Wind

Frequent cold fronts can make shallow saltwater species very difficult this time of year. Windy overcast days and unreliable tides make it hard to establish a pattern. Don't spend a lot of time at an unproductive location. Pick a grassy flat that has been productive in the past, or has a lot of bird activity, and work your boat in deeper water parallel to the grass edge. Consider wind and tide movement before beginning. A bow-mounted electric motor occasionally run very slowly helps boat control. Cast to the deep edges of the grass, allowing your fly, usually weighted, to sink close to the bottom and then retrieve slowly. Two experienced fly fishers can fish simultaneously at each end of the boat. Pay attention to accurately casting to any irregularities in the grass edge where trout and reds will wait for easy prey. These lethargic fish must have the fly in front of their face to react. If successful, repeat at the same depth. A sea anchor can be employed to move the boat slower. Repeat the drift, only this time drift the grass edge and cast shallower. Most casts will be over grass, but target sand holes, lighter colored areas in the grass that are a little deeper. Large trout and reds will use these as ambush points. Again, allow the fly to sink close to the bottom. Longer casts cover more water. Baitfish fly patterns with the hook pointed up, to avoid weeds, in chartreuse and white, chartreuse and pink, and black over red are good choices.

Fly fisherman Pat Damico charts *Fly Guy* in lower Tampa Bay and can be reached at [captpatdamico.com](http://captpatdamico.com) and (727) 504-8649

## Bill Scarola and friends: Drum Rolls Please

- What are fishes favorite mafia movie? *The Rod Father*
- When you need help fishing, call a *reel expert*. They can *tackle* anything.
- Guys, if you're feeling lonely, go fishing to find a *gill friend*.
- These puns are *over-whale-ming*.

You don't have to be *so-fish-ticated* to enjoy a good pun. These puns are a pile of *carp* so much so it's giving me a *haddock*. I believe this to the bottom of my *sole*. I'm waiting on someone else to *mussle* in on this. Aren't these *fin-tastic*?

Now get out there and wet those flies...avoid doing anything *crappie*, like yard work, or *floundering* around in the garage!

So get out there off your *bass* and *perch* yourself on the water and cast flies just for the *halibut*.

We all need some casting practice. So don't *carp* about it! And you might get lucky....catching some trout and snook. so let *minnow* how it works out!

**Padump Bump Ching**

## Bill AuCoin : Flyfisher Flyover



**A salute to Bob Popovics** – This article just won first place in the Boating Profiles category of the annual writing contest for members of Boating Writers International. ([Angler's Journal](#))

**And this profile took second place** -- *Against the Grain* is a drilled-down profile of artist Paul Gentry written by his good friend. Amidst studio clutter and sipping vodka from smudged glasses, they talk about how Gentry's paintings and wood engravings reveal nature's beauty but also its fragility. Will the salmon eat the fly? Does the angler realize he is standing under a dead tree? Gentry's good friend worries, though. Does the artist not realize the increasing fragility of his own life? ([Angler's Journal](#))

**SFF member Cliff Nigh ties what he calls the Thunderstruck Minnow.** It's a beach minnow, and just in time for our February outing at Fort DeSoto Park. ([You Tube](#))

**Well deserved!** The American Museum of Fly Fishing is awarding its Izaak Walton Award to Flip Pallot. The ceremony is Feb. 21 at the Ocean Reef Club in Key Largo. Introductory remarks by Chico Fernandez. ([The Fishing Wire](#))

**Okay, but he wasn't fly fishing.** Fisherman catches a 350-pound Warsaw grouper, a state record. They say the fish was 50 years old. Let's see. At \$25/pound those filets paid for this trip many times over. ([Palm Beach Post](#))

**Are they going to postpone inshore fishing seasons again?** Will the Florida Fish and Wildlife Commission (FWC) reopen the redfish and seatrout season on June 1 as scheduled, or are they going to delay it again? Or, maybe they'll just narrow the slot and/or the length and/or the number of fish you can keep. They're meeting Feb. 19-20 in Tallahassee. We'll know soon. ([FWC](#))

**B&TT wants to know: Are you engaged?** One of the new year's resolutions of the Bonefish and Tarpon Trust is to engage and involve the flats fishing communities to collaborate on its scientific research projects. Bonefish migration in Belize is one project. ([The Fishing Wire](#))  
Trade Only Today

**What goes around, comes around** – New member Marshall Craig has written a terrific book. It's called *You'll need a guide*. (Fact check: True.) He also has a website with a blog with his insights into fly fishing and other things of mutual interest. A recent blog post is titled *Fathers and Sons*. Sometime fly fishing is a balancing act, you know. Literally, a balancing act. ([Craiglit](#))

**Will native clams restore Indian River Lagoon?** – This spring they're going to plant 4 million "super clams" in the IRL. Fingers crossed. ([The Fishing Wire](#))

**What would you say to this newbie?** The North American Fly Fishing Forum has a lively topic raised recently by a fly fisher new to Florida asking where he should go fly fishing. Not surprisingly, the e-glade canals get five stars. ([Fly Fishing Forum](#))

*Special Friends of  
Suncoast Fly Fishers*



*Affordable Flyrods*  
texfaulkner@gmail.com 727-919-2903  
**9841 Lema Court New Port Richey**



**ORVIS**  
ORVIS  
5%  
FOR NATURE  
*orvis.com/fly-fishing*



**PLANTATION**  
on Crystal River  
plantationoncrystalriver.com  
800-632-6262



**Star brite**  
www.starbrite.com



**Bill Jackson**  
Shop For  
Adventure  
WWW.BILLJACKSONS.COM  
727-576-4169

**To place an ad in *On The Fly* please email  
Tom Gadacz at  
thomasgadacz@yahoo.com**



*Bee haven honey farm*  
~ our toil doth sweeten others ~  
www.beehavenhoneyfarm.com



*Special Friends of  
Suncoast Fly Fishers*



**CARBON  
MARINE**

[WWW.SHOP.CARBONMARINE.COM](http://WWW.SHOP.CARBONMARINE.COM)



**3625 S. Manhattan Avenue  
Tampa, Florida 33629  
727-504-4062**

GOODYEAR • TOYO • COOPER • MICHELIN



**727-822-3981**  
TODD MURRIAN [www.bobleetire.com](http://www.bobleetire.com)  
1831 • 4th STREET NORTH • ST. PETERSBURG, FL. 33704



**Hand Tied Flies**  
By Bruce Evensen  
Phone 727-403-9010  
Thousands to Choose From  
[etsy.com/shop/poppabrucesflies](http://etsy.com/shop/poppabrucesflies)



**Capt. Jerry Allen**  
6647 Central Ave. St. Petersburg, FL 33710  
727.954.8814 • [www.West-Coast-Kayaks.com](http://www.West-Coast-Kayaks.com)  
✂ Jerry @ West-Coast-Kayaks.com ✂

[WWW.WEST-COAST-KAYAKS.COM](http://WWW.WEST-COAST-KAYAKS.COM)

ANDY THORNAL COMPANY Since 1945

GATEWAY TO ADVENTURE SINCE 1945

(800) 499-9890

[WWW.ANDYTHORNAL.COM](http://WWW.ANDYTHORNAL.COM)



**FLY FISHERS  
INTERNATIONAL**

*Special Friends of  
Suncoast Fly Fishers*

**Fly Fishing  
Western Wyoming**  
**Dayle Mazarella**  
 emailmazz@yahoo.com  
 (760) 703-0118

WYOMING  
 Guided Fishing Trips  
 Casting Lessons  
 Group Rates  
 June - October  
 SAN DIEGO  
 Casting Lessons  
 November - December  
 TAMPA  
 Casting Lessons  
 January - May

Federation of Fly Fishers Certified Master Casting Instructor

[FlyFishingWesternWyoming.com](http://FlyFishingWesternWyoming.com)

Guided Trips - Casting Lessons

[flyfishingwesternwyoming.com](http://flyfishingwesternwyoming.com)

**Metalfab Inc**  
 ARCHITECTURAL METAL SPECIALISTS

**WALTER RUDA, PRESIDENT**

[METALFAB-INC.COM/CONTACT.PHP](http://METALFAB-INC.COM/CONTACT.PHP)

**Custom Bamboo Fly Rods**

[www.nighflyrods.com](http://www.nighflyrods.com)

**CAPTAIN SHAWN McCOLE**

**Captain Shawn McCole**  
 Inshore Fly Fishing and Light Tackle  
 Tarpon • Snook • Redfish  
 Phone: 863•608•3758  
 Email: [captshawnmccole@gmail.com](mailto:captshawnmccole@gmail.com)  
 U.S.C.G. Licensed & Insured  
[www.captainshawnmccole.com](http://www.captainshawnmccole.com)

**www.tforods.com**

**FLY FISHERS  
INTERNATIONAL**

*Special Friends of  
Suncoast Fly Fishers*




**St. Pete**  
FISHING OUTFITTERS  
3450 34<sup>th</sup> St. N. St. Pete




**CANOE COUNTRY FL.COM**  
"Wherever the  
WATER  
may take you!"  
727.545.4554  
Kayaks - Paddleboards - Canoes



**THOMAS BRUCE**  
*Studio*  
[www.thomasbruce.com](http://www.thomasbruce.com)



**JIM SWANN'S**  
Complete Fly Fishing Shop  
Rods - Reels - Hand Tied Flies - Guide Service  
Fly Tying Materials  
Classes in Fly Tying and Casting  
352-567-6029 13650 S. 98 By Pass  
Dade City, FL 33525



**The Fly Guy**  
Capt. Pat Damico  
2981 E. Vina del Mar Blvd.  
St. Pete Beach, FL 33706  
Tel: 727-360-6466  
Web: <http://captpat.com>  
Email: [flyguy@captpat.com](mailto:flyguy@captpat.com)

[WWW.CAPTPATDAMICO.COM](http://WWW.CAPTPATDAMICO.COM)



**CUSTOM ROD**  
BUILDING AND REPAIR  
**ALAN SEWELL**  
*Owner*  
Phone: (727) 470-4570  
Fax: (727) 344-0503  
[sewellalan@yahoo.com](mailto:sewellalan@yahoo.com)  
SALT - FRESH - FLY