



The Prez Sez by Ken Hofmeister



THE TREASURE CHEST

January’s SFF auction is better than any garage sale because it mostly features stuff you can fish with! Here is your chance to swap out some of your horde for someone else’s better stuff. In his book, Clutter’s Last Stand, p.4, Don Aslett says we . . . “attain, accumulate, collect—but plenty always seems to require more.” He adds, “We have to pay for it, keep track of it, protect it, clean it, store it, insure it, and worry about it. This takes great energy and effort.” “Later, we have to move it, hide it, apologize for it, argue over it.”

Free yourself up to do more fishing by bringing your useable (by someone else) cache of tackle to the auction table where Alan Sewell will transform your clutter into someone else’s prized possession. Most organization gurus suggest getting rid of things you haven’t used in the last year. Of course, these people don’t fly fish—but they do have a starting point for us. We have rods, reels, and lines that are stored for the someday that never comes. How many nets, hats, and tackle bags and boxes do we really need and use? How many paddles and life jackets can we use on one trip? How many vests do we really wear in a year? And then there is the box of “go to flies” on top of the box of “back-up flies” in front of the box of “somewhere, someday, by somebody” flies. Surely some of our seldom used flies could be enjoyed by new SFF members venturing out into the sport.

We’ve talked about trash and treasure before. Let’s put the trash in the garbage can before we head out for the auction. Trash takes time to move around and detracts from the thrill of a great auction. As an added incentive this year, we’re asking that you put your name on the items you donate. That of course, will expose you to fame and positive recognition by your fellow SFF members. Should your identified contribution be “tacky,” Alan will see that you are appropriately ridiculed!

Here are a few questions to ask about your donations:

1. Does it still work?
2. Would you be glad some SFF member is using it?
3. Will it make someone else happy?
4. Will Alan make fun of this item?
5. Will it raise money for SFF causes?

Make a list of some items that you need or could use before packing your checkbook or stopping by the ATM on the way to the meeting. You’ll find everything from old club rods and reels to stripping baskets, anchors to outboards. Flies that some members have by-passed may be just what you need. Plan to have fun. Guests are welcome -- especially those who bring cash. Unsold items will be returned to donors or anyone helping to clean up after the event.Ken

SFF UPCOMING EVENTS

Jan 21st— SFF’s Treasure or Trash Auction
 Mar. 20th—Casting Clinic in the morning
 Mar 20th—Pig Roast starting at 4:00 pm
 Apr—SFF’s Annual Everglades trip, date to be determined

Inside this issue:

Outing Reviews, Previews, Tournament & Program	2
Fly Casting Tips	3
Winter Fly Fishing—Pat Damico	4 & 5
John Craig’s PHWFFF Award	6
Fly Tying Bench—Ken’s Green Dragon, Paul Sequeira	8
SFF Photo Gallery—	10/11

OUTINGS -REVIEWS & PREVIEWS *by Richard Oldenski*



January Outing - Jan 23, 2010 - Pinellas Point

December Outing - The Don Coleman Classic Outing was truly "classic". More than 50 members, representing four fly fishing clubs, got together for fishing, fun and feasting.

In spite of cold, windy weather; we managed to catch fish. Trout, ladyfish and a few pinfish were caught and released. The biggest was a 22 inch ladyfish caught by Woody Miller. At Noon we gathered to remember Don Coleman and to celebrate the pleasure of a hot bowl of chili on a cold day. Each club provided a pot of chili. The Mangrove Coast served "Chile con Carne a la Wild Hog". The Tampa Bay Club served Ted Hagerman's now famous chili that delighted everyone at the Carl Hanson Tournament. Representing our club, Alan Sewell served his usual "fire and smoke" red chili and also made a savory "White Hot" chili. The pot-luck buffet table also included a large selection of breads, salads and desserts. Of course, we were entertained with the annual reading of " The Great Texas Chili Cook-off" thanks to Annie Hays, Jerry Yancey and Ken Hofmeister. Thank you to our chili chefs and to everyone who brought a dish to share on the buffet table. Don Coleman would be pleased to see this group of fly fishing men and women sharing a fishing trip and good time together in his honor. You should have been there!

January Outing - As the entire USA is experiencing record cold temperatures, we're wondering where we can find fish for our January outing. Past experience tells us that the local fish like to find refuge from the cold North wind by hiding in the holes and channels south of Pinellas Point. This month's outing will take us fishing on the

flats of Pinellas Point, where in past years; in spite of cold weather, we've caught trout, flounder, king-sized ladyfish and even redfish. Waders can get to these flats from the "Pink Streets" south of Pinellas Point Drive, or from Bay Vista Park. Boaters can launch at Bay Vista Park or at Maximo Park. Due to the very cold weather, we're going to try something different at this outing. We will fish both the morning and the afternoon to be able to benefit from the best tides and temperatures of the day. You can fish the morning , you can fish the afternoon, or you can fish both morning and afternoon. A hearty lunch and hot coffee will be served at Noon at Bay Vista Park. If you catch a big fish and have a club member as a witness, you can report your catch to Mark Hays or Richard Oldenski before the February BOD meeting to be eligible for the prize. Maps and the sign up sheet will be at the January meeting.

Recommended Flies - for the January outing and Newsletter Reference for Instructions:

Clouser Minnow	Jan. 2007	p. 6
	Apr. 2009	p.11
Whatever Bend Back	Sep. 2009	p.11
Ada Potato	May 2008	p. 9

Future Outing Previews:

February - Fort DeSoto
March - Casting Clinic
April - TBA

Fishing Tournament:

Snook - Mark Hays - 29 ½ inches
Bass - Woody Miller -16 inches
Sunfish - Joe Dail - 10 inches
Open Category - Woody Miller - Ladyfish - 22 inches
Trout - Don Manning - 19 inches

January Program - All of us, with our own Alan Sewell as he performs as auctioneer of SFF's Trash or Treasures Auction. This is one of the most popular programs that we have, and Alan is a master at keeping us all laughing as we earn some money to pay the rent and support the free lunches at our monthly outings. See Ken's article on page 1. Also, it is time to elect officers and directors for 2010. The process starts with naming a Nominating Committee which we will do prior to the auction. See Ken's article on page 3.

No Designated Fly Tyer this month - With all the activity involved with setting up the auction, we won't have time to give a featured tyer the attention he/she deserves. We will continue with our featured fly tyer in February.

SUNCOAST FLY FISHERS — Information

NOMINATING COMMITTEE *by Ken Hofmeister*

Your SFF board named a nominating committee composed of Ken Hofmeister, John Zientarski, John Craig, and Ken Doty. Ken Hofmeister and John Zientarski are officers whose terms expire and are not eligible for reelection to their positions. Directors Mark Hays, Richard Oldenski, Paul Sequira, and Alan Sewell are directors whose terms expire; however, they are eligible for reelection.

“Officers and directors shall be elected at the March regular membership meeting following the procedure described in this section.

The Board will name a Nominating Committee of at least three members from the voting membership, and the makeup of the Committee will be announced at the January membership meeting.

The Nominating Committee will solicit candidates and will prepare a slate of candidates which it will present at the February membership meeting. Further nominations will be accepted from the floor at that meeting, following which the nominations will be closed.

No member serving on the Nominating Committee shall lose eligibility for nomination for office or directorship.

Voting will take place at the March membership meeting and will be by secret written ballot in the case of contested offices or directorships.

The Nominating Committee will control the balloting process and count the ballots. The elected officers and directors will assume their duties at the close of the March membership meeting.” By-Laws of Suncoast Fly Fishers Inc. Article III. Officers and Directors

Casting Tips *by Pat Damico MCI*

(Editor’s note: Capt. Pat Damico, FFF Master Casting Instructor, has taken up the position of providing monthly fly casting tips for TBFFC, our sister club when master fly caster Dan Lagace decided to step down after providing 100 casting articles for that club. Pat has graciously offered to share these tips with SFF which will commence this monthPS)

Tip No. 1: When watching a great caster do you have difficulty separating substance from style? This was one of my biggest problems. Substance could be defined as what the caster is doing that is essential to the cast and style as his way of getting there. Some examples of style are: gripping the rod with index finger on top, thumb to the side and thumb on top. A square stance, casting foot forward and line hand foot forward are also examples of style. The essentials of making the cast are practiced by good casters and do not vary as they are all needed to achieve excellent results. There are five essentials:

1. There must be a PAUSE at the end of each stroke which varies with the amount of line beyond the rod tip.
2. SLACK LINE must be kept to a minimum.
3. The rod tip must travel in a STRAIGHT LINE PATH.
4. The SIZE OF THE CASTING ARC must vary with the length of line past the rod tip.
5. POWER must be applied in the proper amount at the proper place in the stroke.

Our next tip will deal with each essential, discuss how it affects our cast and how to apply a solution.

Winter Fly Fishing *by Pat Damico*



On a recent trip, this happy angler caught this fine Spotted Sea Trout while fishing with Capt. Pat. Pat Damico photo

Repeated cold fronts and high wind are getting to be the norm for this time of year. Water temperature has been declining steadily. Boat traffic has slowed. Should I clean my fly lines, rods and reels and put them away for the winter, or is there hope for a few outings with the long rod before spring?

Some of my friends and I feel that the best fly fishing is just beginning. Does this really apply only to our west coast, or are there other areas of Florida that offer some respite from the winter doldrums? Why should this time of year offer good opportunities to catch fish with our feathered offerings?

Fishing recently with a friend on a day when we saw only one other boat, he said to me, "You live in a great area for winter fishing." The day was overcast and windy with thick intermittent fog. A wise decision as we headed out from

the Marina was to stay close to home and concentrate on flats that were nearby. We were going to fish in the afternoon, when the water temperature is usually warmer, but the forecast was for deteriorating weather conditions later in the day. The tide was just starting to come in.

Our first stop had us catching a few trout, and sneaking up on five or six spooky tailing redfish. One red took a swipe at my friend's surface offering and quickly sent the others scurrying for deeper water. As the tidal flow increased, the fishing improved. In the four hours we fished we caught and released over fifty trout, many ladyfish and a half dozen three to four pound bluefish. Several times when the fish were more concentrated, I slipped a small mushroom anchor over the side making it easier to stay where the fish were foraging on small greenbacks. Finding baitfish, usually sparse this time of the year, was the key to our best fishing. My eight weight fly rod was used to ply the productive water, resulting in numerous hookups. It was important to use flies that were the same size, color, and shape of the greenbacks at our feet.

Game fish are more concentrated in the winter because of shallower water conditions, localized warmer water, smaller bait pods, and wind. Leaving the boat is frequently necessary to improve success. A pair of wading shoes and lightweight waders are constant companions in my boat allowing a stealthier approach to keep shallow water fish from spooking. If casting in the ever present wind is a problem for you, get some help.

As long as forage fish still remain in shallow water, flies like Clouser Minnows, Deceivers, Bead Butt Baitfish and Bendbacks in baitfish colors will work. White, chartreuse/white, and tan/white are staples. Crab and shrimp colors will be more effective as water continues to cool. Earth colors are generally more productive than flies that stand out against the winter bottom background. A little orange mixed with brown is an excellent cold water color. Fish your presentation slower and deeper to increase hookups. Trout will often follow and strike as you lift the rod to cast, thinking their easy prey is going to escape.

Sinking tip fly lines, designed for saltwater conditions, have increased my cold water hookups dramatically. Cortland, SA and Rio products, with clear tips are used almost exclusively when in water more

Winter Fly Fishing *continued.....*

than three feet deep. A short fluorocarbon leader five feet in length between the fly and clear sinking tip weight forward line is an asset in winter's clean water. Smaller flies can also be used.


Sand holes can hold some large fish and any grassy flat that has a marled appearance will be more productive after the sun has had a chance to increase water temperature. Cast your fly in these areas and, after sinking, slowly creep your offering along the bottom. Strikes will often occur as soon as movement is imparted. Especially with trout, you may think you are stuck on bottom. A strip strike will reward you with a thumping on the end of your line.

Shallow water fly fishing this time of year can very well turn out to be your favorite. Take your time and pay attention to your surroundings. "Hunt" for concentrations of your quarry. The lower water will give you an opportunity to observe things that are usually covered with higher tidal flows. Some of the best shallow water fly fishing is just starting, get out and have some fun!

FFF Master Certified Fly Casting Instructor, Capt. Pat Damico fishes lower Tampa Bay and can be contacted for charters or casting instruction at 727-504-8649 or through his website www.captpat.com.

FLY TYERS

The 6:30 fly tying demonstration session prior to the meeting is a very popular feature. Members are always interested in new flies, different methods of tying old flies or just some well known fly that might not have been demonstrated in a while. Old tried and true patterns are new to new fly fishers and are very interesting to them. We need members who are willing to share their fly tying skills with their fellow members. If you would like to volunteer as a featured fly tyer, please see Myron Hansen at the meeting or call him at 727-393-5075.



The Fly Guy
Capt. Pat Damico
2981 E. Vina del Mar Blvd.
St. Pete Beach, FL 33706
Tel: 727-360-6466
Web: <http://captpat.com>
Email: flyguy@captpat.com



SPECIALISTS IN:
BACKPACKING
CAMPING
CANOEING
FISHING
HUNTING
IN-LINE SKATING
KAYAKING
METAL DETECTING
SCUBA DIVING
SNOW SKIING

9501 U.S. 19 North, Pinellas Park, FL 33782
St. Petersburg - (727) 576-4169
Fax: (727) 576-7579
www.billjacksons.com

Congratulations John Craig by terry Kirkpatrick



John Craig (center) was presented a plaque for his support of Project Healing Waters Fly Fishing at Bay Pines, on Dec 17, 2009. Pat Damico (left) made the presentation. It was fitting that the presentation was made during the holiday celebration of the 'Steps of Life' group. This group (referred to as "Mike's group" for Mike Gilman (right), recreational therapist) had been consistently involved with Project Healing Waters.

John has worked tirelessly to insure both the Tuesday evening and Wednesday morning sessions are successful.

Also in attendance, but not pictured is our number one fly tying instructor, Les Scott. Project Healing Waters, Fly Fishing, was singled out as having had a very positive effect on the group by both VA staff and those involved in the 'Steps of Life' program.Terry

Angling Adventures Guide Service
with Capt. Steven Soultis



Light Tackle Sport Fishing At Its Best
Backcountry - Inshore - Flats

- Trout
- Tarpon
- Snook
- Redfish



Full Time
USCG Licensed Guide
Home: 352-686-0853
Cell: 352-238-9339

Member of:
Coastal Conservation Association
Florida Guides Association
<http://www.angling-adventures.net>

 **JIM SWANN'S** 

Complete Fly Fishing Shop
Rods - Reels - Hand Tied Flies - Guide Service
Fly Tying Materials
Classes in Fly Tying and Casting

352-567-6029 13650 S. 98 By Pass
Dade City, FL 33525

 **MASTHEAD ENTERPRISES**
Sailing Gear Specialists

Paul Silvermail
(727) 327-5361 or fax (727) 327-4275
1-800-783-6953
2201 1st Ave. S.
St. Petersburg, FL 33712
masthead@mastheadsailinggear.com
www.mastheadsailinggear.com

- ◆ Catalina Sailboats
- ◆ Com-Pac Yachts
- ◆ Malibu, Emotion, RTM Kayaks
- ◆ Used Sails
- ◆ Sailing Store
- ◆ Sail & Canvas Loft
- ◆ Ullman Sails

Mike Saputo
8490 W. Hillsborough Ave
Tampa, FL 33615

Full Service Fly Shop
Fresh & Saltwater
Fly Tying & Casting Lessons
Internet Catalog & Rewards Program

Tel / Fax: 813-374-2497
Email: Mike@TampaAngler.com

TheTampaAngler.com



SUNCOAST FLY FISHERS INFORMATION

Wading The Saltwater Flats With A Fly Rod and Random Thoughts From The Tying Bench By Don Coleman

Several months ago, we ran out of copies of this very popular and useful book by deceased member Don Coleman. With the original printing, SFF gave a copy of Don's book to all current and then new members when they joined the club. We have a new supply of these books; if you are a recent new member who did not receive a copy, please see John Rodgers at the meeting or call him at 727-278-4266.

Other members who would like an additional copy or non-members who would like a copy may purchase one for \$5.00. This book is loaded with excellent information and is a wonderful keepsake of a much missed member and friend of the club.

Federation of Fly Fishers (FFF) and Suncoast Fly Fishers (SFF) Dues

At initial membership dues are collected for both SFF and FFF. Since we (SFF) are a Charter member of FFF, all SFF members have to be members of FFF. After the initial dues you are responsible to directly pay yearly dues to FFF. The dues period of SFF and FFF may not coincide. We do not collect the yearly dues for the Federation (FFF). You will receive dues notification directly from FFF.

SFF dues are due in September. This is for the remaining months of 2009 and then through August of 2010. Members whose dues are delinquent for 2 or more months may lose their SFF membership. See Tom Gadacz for renewal forms.

LOCAL FISHING GUIDES

Capt. Frank Bourgeois Offshore Hernando Cty
352-666-6234

Capt. Dave Chouinard, Tampa Bay 732-610-9700

Capt. Pat Damico, Tampa Bay 727-360-6466

Capt. Rick Grassett, Sarasota Bay, Charlotte Harbor, Tampa Bay 941-923-7799

Capt. Pete Greenan, Boca Grande and
The Everglades 941-923-6095

Capt. Ray Markham — Sarasota and
Tampa Bay 941-723-2655

Capt. Wayne Simmons Tampa Bay Area 727-204-4188

Capt. Steve Soult, Nature Coast Area 352-686-0853



Platinum Real Estate

Roger Blanton—Broker

We live in challenging times. However, investors now have the opportunity of a lifetime—make 15% ROI. Call to find out how.

Phone: 727-515-5247

Fax: 727-864-4950

E-mail: Roger.Blanton@hotmail.com

Website: PlatinumRealtyOfFlorida.com

"Never trust a man who doesn't fish"
(Teddy Roosevelt)

GOODYEAR • TOYO • COOPER • MICHELIN



727-822-3981

TODD MURRIAN

www.bobleetire.com

1631 - 4th STREET NORTH • ST. PETERSBURG, FL. 33704

RUSS HAMPTON
Saltwater Synthetics

352-241-9210

352-408-2895 CELL

SW-FLIES@CFL.RR.COM

12035 BROWNS CANAL DRIVE

CLERMONT, FLORIDA 34711



Tying Bench—Ken’s Green Dragon by Paul Sequira

Ken Hofmeister, ever the experimenter (Or does he just try to use up whatever is on the bench?) came up with this unusual but productive fly “Ken’s Green Dragon”. Surprisingly it is effective in both fresh and salt water. It just goes to prove that you don’t really have to know what you’re doing to create a successful fly.

Materials:

- Hook: SW Mustad 3407 size 1– 4
- FW Mustad 9672 size 8 -10
- Thread: chartreuse flat waxed nylon
- Tail: chartreuse bunny zonker strip
- Body: chartreuse crystal chenille
- Over Body: chartreuse 3/8” wide fly foam strip
- Weed guard: black hollow plastic tubing (optional)



Ken’s Green Dragon tied by Ken Hofmeister
Paul Sequira photo

Instructions:

1. Secure the hook in the vise in the conventional manner.
2. Attach the thread to the hook with a jam knot approximately 1/16” behind the hook eye. Spiral wrap the thread down to the hook bend and back up again to the tie-in point.
3. Lay the zonker strip (approximately twice the length of the hook) against the hook shank fur side against the hook shank. That’s right, you want the skin side facing up. Secure the zonker strip to the hook with several tight wraps of thread and continue the wraps towards the hook bend in a tight close spiral wrap.
4. Tie in a piece of crystal chenille at the hook bend and spiral wrap the thread up to the tie-in point. Wrap the chenille up towards the hook eye and tie off. Clip and discard excess chenille.
5. Tie in the foam strip behind the hook eye, leaving the end extending out over the eye approximately 3/16” and the remainder of the foam extending out over the tail.
6. Hold the foam directly over the body and secure the foam to the fly body with a couple of wraps approximately half way to the bend, then secure the foam to the body with several more wraps just at the start of the bend. Now move the thread forward towards the hook eye by wrapping the thread at the center position again and then to the tie in point behind the eye.
7. Fold the fly foam over the body to the tie in point, and secure it to the body with several thread wraps and then a couple of half hitches.
8. At this point you may tie in a weed guard, two legs pointing towards the hook point.
9. Whip finish and cut off the excess fly foam leaving a small extension of foam above the hook eye.
10. A little carefully placed head cement on the thread wraps if you choose, and the Green Dragon is done.

SUNCOAST FLY FISHERS INFORMATION

SUNCOAST FLY FISHERS

Our Aims and Purpose

The Suncoast Fly Fishers are dedicated to sharing their total fly fishing experiences and to developing interest in fly fishing in both fresh and saltwater. We shall promote and teach both fly fishing and related subjects of fly tying, rod building, fly casting and knot tying. Through collaboration, fellowship, conservation and sportsmanship, we will help members become more skilled, have more fun and be more productive in the sport. Suncoast Fly Fishers support the conservation of natural resources, boating safety and fishing regulations.

BENEFITS OF SUNCOAST FLY FISHER MEMBERSHIP

- Monthly membership meetings with outstanding local speakers on fly fishing, fly tying, rod building, marine conservation and exotic fishing trips worldwide.
- Free fly casting, fly tying & knot tying instructions.
- Monthly club outings in local fresh and saltwater locales topped off with top notch lunches and story telling of the day's catch.
- Joint outings with other clubs in Florida.
- Monthly electronic newsletters with local fishing and club activity information plus fly tying instruction sheets and color photos.
- A professional website with fishing reports, links, club activity photos etc.
- Club hats and shirts.
- Annual award winning Pig Roast with first class auction.
- Charter club of the Federation of Fly Fishers.
- Make new friends and find a fishing buddy for your next fishing adventure.

Suncoast Fly Fishers, Your Board Of Directors Working For You

Activities are at the heart of any successful organization. SFF's BOD has instituted the following Standing Committees to help us maintain a high level of activities that have proven to be popular with the membership and some new ones to fill a need as expressed through membership surveys. These committees are generally chaired by board members but you do not have to be a board member to fill that position. If you would like to volunteer to participate on any of these committees, please speak to any director.

Committees are as follows:

- Casting Skills - Pat Damico
- FFF Liaison - Pat Damico
- Fly Tying - Alan Sewell
- Membership - Pat Damico & Joe Dail
- Newsletter - Paul Sequira
- Outings - Richard Oldenski & Mark Hays
- Publicity - Roger Blanton
- Programs - BOD
- Project Healing Waters - Terry Kirkpatrick
- Raffles - John Rodgers & Tom Hummel
- Shows & Special Events - Woody Miller
- Web Editor - Woody Miller

Capt. Dave Chouinard
8490 W. Hillsborough Ave
Tampa, FL 33615

Full Service Fly Shop
Fresh & Saltwater
Fly Tying & Casting Lessons
Internet Catalog & Rewards Program

Tel / Fax: 813-374-2497
Email: Dave@TampaAngler.com

TheTampaAngler.com



SFF Photo Gallery



Ryan Voigt, not to be outdone by his sisters' Ada Potato & Punkin Popper designs his own. Ryan's Random Fly - shown above right. Since this was designed at Christmas time, Ryan decided that green would be a prominent color. It works! Ryan shows off his catch on the Random Fly's first outing — a 15" trout. Big brother Connor (right) was "netman". Hofmeister photos.



Peter Cole (photo left) caught this nice snook while fishing with Capt Pat Damico early last month.
Pat Damico photo.

SFF Photo Gallery– Don Coleman Invitational Dec. 2010



Dec 19th loomed cold and windy but it didn't take away from a terrific outing with our friends from the Tampa Bay FFC, The Mangrove Coast FFC and the Tarpon Coast FFC to honor SFF's Don Coleman. Fish were caught and there was lots of great chili and plenty of fish tales. We'll do it again next year! Photos: Woody Miller.

SUNCOAST FLY FISHERS

Club Officers

President: Ken Hofmeister 727-521-1637

Vice President: John Zientarski 727-391-1480

Secretary: Joe Dail

Treasurer: Tom Gadacz

Board of Directors

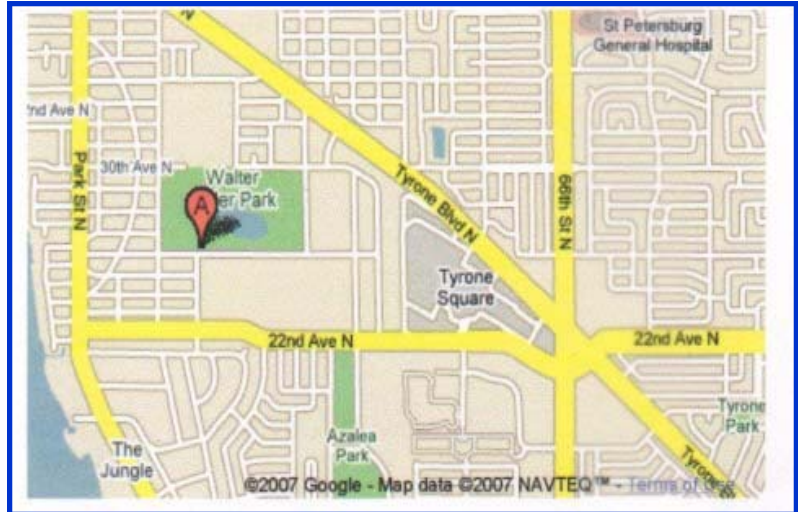
Roger Blanton - Pat Damico

Mark Hays - Richard Oldenski

John Rodgers—Alan Sewell - Paul Sequira

“On the Fly” is the monthly newsletter of the Suncoast Fly Fishers (SFF), a not-for-profit organization offering fly fishing and fly tying instruction to members and visitors. Club membership includes newsletter subscription. Send e-mail submissions to the editor, Paul Sequira

psequira@tampabay.rr.com



Next Club Meeting: January 21, 2010

Time: 6:30-7:00 PM Outdoor Activities & Fly Tying

7:00-8:30 Meeting & Program

Location: Walter Fuller Park

**7891 26 Avenue, North, St. Petersburg, FL
33710**

Program— SFF’s Treasures or Trash Auction

Alan Sewell — Auctioneer

VISIT OUR WEBSITE

<http://www.suncoastflyfishers.com/>

Suncoast Fly Fishers

P.O. BOX 40821

St. Petersburg, FL 33743-0821