



The Prez Sez *by Tom Gadacz*



20th Anniversary of Suncoast Fly Fishers

In 1991 Suncoast Fly Fishers began as a small group of local fly fishers and has grown to a club with an abundance of fly fishing opportunities and Charter membership in the Federation of Fly Fishers. Occasional outings have grown to monthly outings with a pretty good lunch and periodic outings with other fly fishing clubs in the area. A wide variety of opportunities are offered and include fly casting instructions, fly tying demonstrations and workshops, a superb newsletter, and community services such as Project Healing Waters. We are completing our twentieth year as a fly fishing club. Paul has gathered a history of the club and its founding officers and their successors. We have a lot to be thankful for all their efforts and contributions. Two of the founding members are still active in the club – Alan Sewell and Layne “Smitty” Smith. Thank you guys for getting us started! Many others have been key supporters of the club and it is this group and members we congratulate.

A Thank You to Myron Hansen and Tiger Vertregt

Myron has coordinated the featured fly tier’s program before each of our meetings for the past 18 months. He desires a rest and we are grateful for his contributions. He has given us many spectacular tiers, which have shown us some of the finer points of tying and prepared us for some of the outings. These sessions are an important part of our meetings. We have gained a great deal of knowledge watching some of these master tiers and have even gotten a few of the flies they tied.

Tiger has served as a board member and will be stepping down for personal commitments. We greatly appreciate all his contributions and will miss his input. Tiger is a very accomplished fly fisher and has excellent casting skills, which he has shared with us. He helped with several of the casting clinics before club meetings. On behalf of the Board we wish to express our thanks to Myron and Tiger.

A Seasonal Greeting to all SFF Members

This is the Christmas season for being grateful for what we have and for us a double celebration for SFF Anniversary and Christmas. Merry Christmas, Happy New Year, and season’s greetings to all and happy 20th Anniversary SFF. We will celebrate the Don Coleman outing at Fort DeSoto on December 18 with some fishing and a chili lunch. Bring one of your favorite dishes to share and wear your Christmas waders!**Tom**

SFF UPCOMING EVENTS

DEC. NO CLUB MEETING

Dec. 18 - Don Coleman Classic with Chili Cook Off at Ft DeSoto
 Jan 20, 2011 Trash & Treasure Auction
 Feb 17, 2011 - Tie-A-Thon

Inside this issue:

Outing Reviews, Previews, Tournament & Program	2
Casting Tips & Casting Clinic Review - Pat Damico	3
Truth In Fly Fishing - Don Coleman	4
Brad Lowman Small Winter Tarpon - Bill AuCoin	5/6
SFF 20th year anniversary	8/10
Tying Bench - Lowman's Lucky Fly & Griffin's Scud	11/12
Photo Gallery	13/14

Outings—Reviews & Previews *by Alan Sewell*



DECEMBER OUTING - Dec. 18th, 2010 Don Coleman Classic, Fort DeSoto

November Outing - Nov. 20th, 2010 Clam Bar Area

On Saturday, the 20th, the Suncoast Fly Fishers held their outing on Tampa Bay. Waters fished were from Pinellas Point to Fort DeSoto. Our lunch was held at Maximo Park. All of this area is a good place to fish either wading, kayaking or boating. Lunch was grilled at Maximo Park and consisted of deer burgers killed by Mark and cooked by him and Richard Oldenski. All of the goodies (even fresh pies) were present and even homemade salami was gobbled up before lunch.

This was a good day to fish. Pleasant weather and not too much wind made for a chance to explore and catch fish. Lots of fish were caught, but only fish of legal size were counted. DON MANNING did catch a 23 inch trout, which not only won the outing, but is also the yearly tournament leader. Once again, if you missed this outing it is only your fault. A great time was had by all. (No lies were told).

DECEMBER OUTING - Dec. 18th, 2010 Don Coleman Classic, Fort DeSoto Chilli Cooking and Good Times

This outing is for gathering and remembering our friend, C.W."Don" Coleman. Don was a member of our club and Tampa club. Don was one of the best flyfishers and fly tiers that any of us have ever met. I still use his flies every time I fish (Nere-Hair and Conehead Clouser) This outing will have members from all local clubs to fish, have fun, eat chilli, and remember Don and all the knowledge that he passed down to us. Members of the Clubs can meet at Fort DeSoto boat ramp at 7:30am to greet and fish with other flyfishers. Lunch will be at noon.

Future Outing Previews:

January - Emerson Point
February - Alligator Lake

Fishing Tournament 2010 - 2011

Bass-Ken Doty-17"
Bluegill-Ted Rich-9"
Trout-Don Manning - 23"
Redfish
Snook-Ken Doty - 21"
Other Fish-Mark Hays-31" Gar



NO MEETING IN DECEMBER
Happy Holidays to all — See you at Ft DeSoto for
the Don Coleman Classic on December 18th



Suncoast Fly Fishers 2011 Trash and Treasures Auction January 20, 2011 7:00 p.m.

The Suncoast Fly Fishers January meeting will be our annual fund raiser. This is the way we raise money to pay for all of the food and supplies that we use during the year. This auction and our Pig-Picking picnic and auction, are why we have such low membership dues. But to have this auction, we need **STUFF TO SELL**. Of course we need fishing articles, rods, lines, reels, lots of flies, rusty tools, tackle boxes, lures, antiques and anything you would like to sell. Good stuff or bad, you will have a great time, laugh a lot, and see your friends. Start now to find articles to sell so we can make money for the Club.*Alan Sewell*

SFF Information and Activities

Casting Tips by Capt. Pat Damico, MCI

Casting tip # 12: An Emergency Casting Clinic is like a casting ER. Bring your casting problem and have them fixed. While giving one with fellow MCI Bill Whitebread at The Evening Hatch, a Pocono Mountain fly shop in PA, we concluded that almost every participant had the same casting fault. Their pick-up and lay down casts all had large back loops and frequent tailing loops on the forward cast, causing “wind knots.” Most were freshwater trout and bass fishermen. Starting the cast with the rod tip too high used up more than half of the casting arc and introduced slack. A more horizontal positioning of the rod was used to complete the backcast. The forward cast then began with too much power causing the rod tip to move in a concave direction. Since the line follows the rod tip, a tailing loop was the result. Always start your back-cast with the rod tip close to the water and without slack. This single cast could violate all five casting essentials we previously discussed.

November 2010 Casting Clinic Review by Pat Damico

Our new format of having two separate sessions was a huge success. The morning group enjoyed Richard's excellent fresh coffee and donuts while registering and getting equipment ready. Advanced/Intermediate fly casters were able to refine and improve their casting under somewhat windy conditions. Emphasis was placed on ways to deal with wind from all directions. Many were able to either learn or improve their double haul increasing line speed and tightening their loops. Discussions continued through lunch when we were joined by our afternoon group of Beginner/Entry level club members. Ryan and Connor, ages 10 and 11, showed us their youthful enthusiasm as they tried to out cast one another casting their fly at a water bottle target.



SFF club members at Ft DeSoto for the Nov. 13, 2010 casting clinic led by Capt. Pat Damico. An afternoon session was held for “Entry Level” fly casters after a terrific lunch. See more pictures in the Picture Gallery on page 14. Tom Gadacz photo

Robert Fischer, Charlie Most, Ken Doty, Dave Dant, and Enver Hysni performed their duties as casting instructors making sure that everyone left with a wealth of information that was individual to their needs. My personal thanks goes to all who helped make this one of our club's greatest benefits.

Capt. Pat Damico, MCI
www.captpat.com,
727-504-8649

Truth In Fly Fishing by Clayton “Don” Coleman

From On The Fly, Sept. 1994

Everyone who has been fly fishing with me knows that I don’t like to measure or weigh my fish. It takes too much fun out of the sport. Bream or tarpon, smallmouth bass or trout can all give me an enjoyable day on the water, and I estimate their size according to my appreciation and the size of the fish continue to grow in my trail of memories.

Why should I spoil my fun by trying to measure a fish in units based on the length of some long forgotten king’s big toe? Even the metric system is based on an old WAG (wild ass guess) of the circumference of the earth. Anyway, I thought we won the war.

“Truth” is a funny thing. The late Ed Zern wrote that he got all the truth he needed in the morning paper, and he went fishing to get the taste of it out of his mouth.

I appreciate the fact that if I were to honestly tell a friend that I caught 10 fish, my friend would probably think, “Well, he’s a fisherman so he probably only caught 5 fish.” Although I did not lie to him, we did not arrive at the truth. However, if I had said, “I caught 20 fish,” my friend would probably think, Well, he’s a fisherman so he probably only caught 10 fish.” See, even though I would have lied to him, we would have arrived at the truth.

Without the need to measure, weigh, photograph, or show off my fish, I can simply grasp the hook, (which always has a well mashed down barb) and release the fish in the water. Sometimes I execute a “long line” release – intentionally of course. I don’t need to handle the fish or hold it up for my partner to see, just to estimate its length and weight. This practice is much less stressful on the fish, which I try to release in as good a condition as possible, and even eliminates the cost and necessity of carrying a net, measuring equipment, or camera.

Holding a fish out of the water for show and tell is not in the fish’s best interest, and all the fish I talk to agree with me. Based on my standards and philosophy, I always tell the “truth.” Just believe me. We can work it out.**Don**

*Editor’s note: Since we’re about to enjoy a morning’s fishing and chili cook-off at Ft DeSoto in honor of our old friend Don Coleman, I thought it would be appropriate to enjoy a bit of Don’s philosophy regarding fish counts, measurements etc.; a behavior for which he never had much patience. This tongue-in-cheek article of Don’s from the September 1994 issue of On The Fly pretty much spells that out. Judging from the outcome at some of our recent events, one might conclude that some participants also use this scoring method. Nah, couldn’t be.**PS***



Don Coleman — photo by Paul Sequeira

Brad Lowman on small winter tarpon: "It's the hook, baby."

by Bill AuCoin

Put baby tarpon on your winter to-fish-for list. Tie glass minnows, scaled sardines and mullet flies.

Wait! What hook are you using? Because the hook will determine whether you land them or just get a jump. Or not even.

"It's the hook, baby," said fly guide Brad Lowman at November's meeting.

Lowman has been going after these skyrocketers down and across southern Florida for several years and he shared lessons he has learned. Dedicated students of this discipline – Brad is one – have learned get up early or stay up late. Yes, dear, this is a really tough course. I had to burn the midnight oil.

Chapter one: start with the right hook. It needs a wide gap to fit around the thick, bony lips of a 20-60 pound tarpon. Lowman said he learned this fishing the Everglades awhile back. He could feel tarpon sucking in his fly and he was yanking the line quickly and firmly but he couldn't get a good hook set. After missing too many Lowman decided his hook had the wrong gap. Tarpon lips are thick and tough. A wide-gap hook will reach around that bony sinew and grip into more compliant tissue in the mouth. Yep.

Today his favorite is Tiemco's wide-gap saltwater 600SP series. He ties his go-to baby tarpon flies with sizes 1 and 2. Lowman can show you these serious hooks and his handiwork at the Flint Creek Outfitter store in Riverview.

Did you say, "Gandy?"

After scouting and finding schools of baby tarpon on both coasts and the Everglades, too, Lowman has an answer for the "Where are they?" question.

They're in 6 to 12 feet of water with a muck bottom. A deep-water boat channel is nearby. So is a shallow flat. A little boat traffic, such as at a marina, might even be an advantage. Lowman has found this pattern in Florida Bay near the Shark River, New Smyrna, Pine Island near Bokeelia, the Long Key-Anna Maria bridge, and many places in St. Petersburg.

St. Pete? Yep. One area he likes is the 12-foot water adjacent to the channel that leads to and from the marina in Master's Bayou on the south side of the Gandy (U.S. 92). If you see a Galati's Yacht Sales sign you're very warm.

Also, there's a muddy-bottom spot near the channel under the Misener Bridge on I-275 leading to the Sunshine Skyway. Brad has found them in water just around the corner from the Maximo Park boat ramp.

Night-time is the right time. If tarpon are there you'll usually see some surface-rolls in the low-light before dawn. A moving tide is best, of course, and Lowman has learned that the tarpon bite will be especially good for two hours when the current is moving at its fastest.

Lowman uses an Orvis Helios 8-weight with intermediate sinking line (1-2 inches a second) to get his flies down to the fish. He prefers clear line or line with a clear forward section.

His baby tarpon leaders are ten feet long, simple affairs, because fewer knots mean fewer things to go wrong. If he's fishing an open area with no chance of getting hung up on anything his 10-foot leader is 10-feet of 40-pound fluorocarbon. That's it.



Brad Lowman explains just how, where and when to fish for the smaller variety of local tarpon. Bill AuCoin photo

.....continued on page 6

Brad Lowman on small winter tarpon...continued



SFF members taking it all in as Brad makes a point.
Bill AuCoin photo More pictures in Photo Gallery page 13

But if hang-ups lurk he ties the first seven feet with 20-pound Mason Hard Nylon line. If necessary, he can break that line. He uses the Albright Special to connect the seven foot section to three feet of 40-pound fluorocarbon line, his bite tippet. He uses a MirrOlure loop knot to tie the fly to the line.

Sometimes Lowman works his flies erratically, like a wounded baitfish, but more often he moves the fly slowly, teasingly, seductively. (Re-read the chapter on heavy breathing.)

He said sometimes a tarpon will follow a slow-moving fly for a while before sucking it in. It's interesting; don't take it away from him. This presentation is why he favors sinking line over line with a sink tip. Sinking line helps keep the fly level on the retrieve. A floating line with a sink tip will give the fly a jerky up-and-down retrieve and he wants to avoid that. When a

tarpon sucks it in, set the Tiemco. Enjoy. Do you bow to these fish? Nah, Brad said. They're not really kings yet.

Contact information

Capt. Brad Lowman

Flint Creek Outfitter

Website: www.flintcreekoutfitter.com

13425 Fishhawk Blvd.

Riverview, FL 33569

Phone: 813.681.1888

Congratulations to Robert Fischer

The 2010 Mangrove Coast Fly Fishers/Coastal Conservation Association "Fall Fly Fishing Challenge", headquartered at the Sarasota Outboard Club, was held on Saturday, November 6, 2010. A total of 28 fly anglers in 2 divisions participated in the catch, photo and release event targeting multiple species in a points per inch format. The event is a fun, friendly competition designed to promote the sport of fly fishing and benefit conservation efforts of both organizations. Sponsors of the event were Orvis, CB's Saltwater Outfitters, Economy Tackle, Tampa Angler, Cook's Sportland, Fisherman's Edge, Discount Tackle Outlet, New Pass Grill and Bait Shop, Andy Thornal Co. and Flying Fish Outfitters.

Fly Angler Division-open to all anglers except guides and licensed captains

Grand Champion-Highest point total

SFF member Robert Fischer, Tampa, FL, 405.75 points

2nd Place

Former SFF member Tom Cawthon, Seminole, FL, 248.75 points



Robert Fischer (left) receives Grand Champion award from Rick Grasset

A Guided Trip with Capt. Pat Damico by Tom Gadacz

A 6:30 start to the Manatee River was a great trip with FFF certified master casting instructor Pat Damico. We fished off the banks and at the many inlets during an incoming tide. Some nervous water was the only clue to any fish activity. Getting the fly to the bank was a challenge and with some coaching I finally got the distance needed to make decent casts. It all amounted to doing what we practiced at the casting clinic the previous week. Why is it that we can make better casts during practice? Aiming at the inlets and getting a good distant cast improved as time passed. This was the value of a guided trip. It helped correct casting errors on the spot and an opportunity to learn the waters. I fished for a while with my 8 wt rod and line and then switched to one of Pat's rod which was an 8 wt with a 9 wt sinking tip. The distance and ease of the cast improved and the cast seemed easier. The balance between the rod and line was another lesson. We were hoping to catch small tarpon but had no success. So did we catch fish? Yes, a nice snook (picture) and a trout. It was a great experience.



Tom with snook caught while fishing the Little Manatee with Capt. Pat Damico. Photo Pat Damico

Editor's Corner By Paul Sequira

Another year closes for the Suncoast Fly Fishers and *On The Fly*. This year, 2010 marks the 20th Anniversary of our club and although in several different formats, 20 years of continuous publication of *On The Fly*. One advantage I've have had that my predecessors did not always have, has been the wonderful support in the form of photographs and articles submitted by you, the members of SFF and even a few nonmembers.

It gives me great pleasure to thank you all publicly; because without your help, our newsletter would just be a very dull and boring house organ. So here you are, give yourselves a pat on the back and take a big thank you from me. In no particular order -- Ken Hofmeister, Rick Oldenski, Pat Damico, Myron Hansen, John Craig, Woody Miller, Terry Kirkpatrick, Joe Dail, Les Scott, Bill AuCoin, Don Coleman (yes, every once in a while I go into my personal files and archives to publish something from our gone and much missed friend, as I have once again this month), Craig Smothers, Tom Gadacz, Peter Cole, Layne Smith, Ken Doty, Alan Sewell, Enver Hysni, Mark Hays, Ted Rich, Marianne Hays, Don Manning, Al Pitcher, Dave Dant, Annie Hays, Dana Griffin and myself, yep in addition to the ones I sign, all those unsigned articles or the ones identified with Ed. or Editor is my stuff.

Bill AuCoin, Pat Damico, Tom Gadacz and Ken Hofmeister deserve a special thank you for providing us with entertaining and informative material and pictures month after month. Thank you one and all.

20th Anniversary Congratulations to Suncoast Fly Fishers

*Clubs come and go, not many make it to celebrate their 20th Anniversary but our club, the Suncoast Fly Fishers has done just that. Alan Sewell and Layne "Smitty" Smith are our only active members who were there from the beginning. The group, made up of a few local fly fishermen who had the foresight to gather together to share their fly fishing experience and create a club to promote fly fishing in the Tampa Bay area met at Jack O'Connell's house to start our club. Sadly Jack, SFF's first president passed away earlier this year. Just look at how far we have come; we are still going strong, perhaps stronger than those few original members ever envisioned. This didn't just happen, many members who came before us worked hard to set the ground work for our wonderful club and they should be recognized. Unfortunately, members who also helped to build this club but didn't hold an official position and therefore could not be identified, but we thank them too. Thanks to Ken Doty who loaned me the newsletters he kept from May 1994, I was able to record the members who shaped and ran the club from the start. Here then are SFF's officers and directors from the start to today's current leaders and a few notes about some significant events in the club's history. An appropriate celebration of our 20th is planned as part of SFF's 2011 Hog Roast.**Paul Sequira***

1991 - 1992

Pres. - Jack O'Connell
No other records available

1992 - 1994

Pres. - Rick Redd
No other records available

Apr. 1994 – Mar. 1995

Pres. – Cliff Nigh
V.P. – Mike LaChance
Sec. Alan Sewell
Treas. – Jim McPhail
Past Pres. Rick Redd

Directors
Hank Hauser, Jim Stewart, Jack O'Connell,
Layne Smith, Jake Stowers
Editor – Mike LaChance

Apr. 1995 – Mar. 1996

Pres. – Cliff Nigh
V.P. – Alan Sewell
Sec. – Tom Cawthon
Treas. – Mike LaChance
Past Pres. Rick Redd

Directors
Dave McKay, Russ Shirley, Jack O'Connell
Layne Smith, Jake Stowers
Editor – Mike LaChance

Apr. 1996 – Mar. 1997

Pres. – Alan Sewell
V.P. – Dave McKay
Sec. – Tom Cawthon
Treas. – Mike LaChance
Past Pres. – Cliff Nigh

Directors
Rick Baker, Marcel Gurtierrez, Mark Hays,
Ted Rich, Russ Shirley
Editor – Mike LaChance
Mark Hays started our upgraded lunches with his venison burgers.*

Apr. 1997 – Mar 1998

Pres. – Alan Sewell
V.P. – Dave McKay
Sec. – Ted Rich
Treas. – Marcel Gutierrez
Past Pres. – Cliff Nigh

Directors (BOD increased to seven members)
Rick Baker, Mark Hays, Mike LaChance
Dan Malzone, Jim McPhail, Joe Puglisi,
Tom Tamanini
Editor – Tom Cawthon

** Prior to this time, the club didn't always provide lunch at the outings. Occasionally we had grilled hot dogs with beans, chips and sodas with Alan Sewell manning the grill. Now and then, other members shared the cooking duties. Sometimes we each brought lunch from home. Occasionally, members brought something cooked at home and sometimes members and guests had to pay a nominal fee to defray the expenses. Now, we have these terrific meals paid for by the club at every outing, plus free soft drinks at our monthly meetings.*

20th Anniversary SFFcontinued

Apr. 1998 – Mar. 1999

Pres. – Dave McKay
V.P. – Jim McPhail
Treas. – Terry Minke
Past Pres. – Alan Sewell

Directors
Bill Lakus, Rick Oldenski, Danny Sauvageau
Layne Smith
Editor – Tom Cawthon
Rick Oldenski & Dave Egli assume outing duties including the cooking

Apr. 1999 – Mar. 2000

Pres. – Dave McKay
V.P. – Alan Sewell
Sec. – Myron Hansen
Treas. – Terry Minke
Past Pres. – Alan Sewell

Directors
Tom Cawthon, Dave Egli, Bruce Campbell
Andy Hoenig, Enver Hysni, Richard Oldenski
Layne Smith
Editor – Tom Cawthon (through Nov. 1999)
Editor – Don Gelsinger (Dec. 1999)

Apr. 2000 – Mar. 2001

Pres. – Alan Sewell
V.P. – Enver Hysni
Sec. – Siobhan Archard
Treas. – Joe Bolesina
Past Pres. – Dave McKay

Directors
Olney Arnold, Robert Fox, Don Gelsinger,
Andy Hoenig, Martin Skelley (only 5 directors)
Editor – Don Gelsinger

Apr. 2001 – Mar 2002

Pres. – Enver Hysni
V.P. – Andy Hoenig
Sec. – Siobhan Archard
Treas. – Joe Bolesina
Past Pres. – Alan Sewell

Directors (increased to 8 directors)
Olney Arnold, Bob Daniello, Tom Enslie,
Don Gelsinger, Richard Oldenski, Martin Skelley
Dave Whitehead, Jerry Yancey
Editor – Don Gelsinger (until Dec 2001)
Editor – Enver Hysni (from Jan. 2002)
Richard Oldenski & Mark Hays run the outings

Apr. 2002 – Mar. 2003

Pres. – Enver Hysni
V.P. – Andy Hoenig
Sec. – Myron Hansen
Treas. – Alan Sewell
Past Pres. – Alan Sewell

Directors
Siobhan Archard, Joe Dail, Tom Enslie,
Jerry Hayter, Terry Kirkpatrick, Richard Oldenski,
Jerry Yancey
Editor – Enver Hysni
Tom Emsli activates SFF's first website in April 2002
Alan Sewell stars as auctioneer at SFF's first Trash & Treasures auction in Nov. 2002

Apr. 2003 – Mar. 2004

Pres. – Martin Skelly
V.P. – Tom DeBella
Sec. – Siobhan Archard
Treas. – Alan Sewell
Past Pres. – Enver Hysni

Directors
Roger Blanton, Bob Dake, Joe Dail,
Walter Fisher, Terry Kirkpatrick, Richard Oldenski,
John Zientarski
Editor – Enver Hysni until Sep. 2003, no other editor identified
Hog Roast started at Zientarski's - Mar 2004, Glades trip started Apr. 23/25

Apr. 2004 – Jul 2005 (election not held until July 2005)

Pres. Martin Skelly
V.P. Tom DeBella
Sec. – Joe Dail
Treas. – Alan Sewell
Past Pres. – Enver Hysni

Directors
Roger Blanton, Robert Dake, Walter Fisher,
Terry Kirkpatrick, Richard Oldenski, John Zientarski
Editor – Charlie Most actually started in April 2005

20th Anniversary SFFcontinued

Aug. 2005 – Mar 2006 (election not held until July 2005)

Pres. – Ken Hofmeister	Directors
V.P. – John Zientarski	Sam Cosgrove, Ken Doty, Mark Hays,
Sec. – Joe Dail	Ken McKinnon, Charlie Most, Richard Oldenski,
Treas. – Joe Bolesina	Art Tasoni
Past Pres. Martin Skelly	Editor – Charlie Most

Apr. 2006 – Mar. 2007

Pres. – Ken Hofmeister	Directors
V.P. – John Zientarski	Larry Cohen, Ken Doty, Mark Hays,
Sec. – Alan Sewell	Ken McKinnon, Charlie Most *, Richard Oldenski
Treas. – Joe Bolesina	Editor – Charlie Most *
Past Pres. – Martin Skelly	Paul Sequira replaces Charlie Most as Director and Editor in May 2006 On The Fly is expanded and starts electronic delivery in August 2006

Apr. 2007 – Mar 2008

Pres. - Ken Hofmeister	Directors
V.P. – John Zientarski	Roger Blanton, Larry Cohen (Cohen resigned Jul 2007), Ken Doty,
Sec.- Joe Dail	Pat Damico, Mark Hays, Ken McKinnon,
Treas. – Alan Sewell	John Rogers, Paul Sequira
Past Pres. Martin Skelly	Editor – Paul Sequira SFF applied for FFF Charter Club status in April and received Charter in June 2007

Apr. 2008 – Mar. 2009

Pres. – Ken Hofmeister	Directors
V.P. – John Zientarski	Roger Blanton, Pat Damico, Mark Hays,
Sec. – Joe Dail	Richard Oldenski, John Rogers, Paul Sequira,
Treas. – Enver Hysni	Alan Sewell
Treas. – Tom Gadacz as of 10/08	Editor – Paul Sequira

Apr. 2009 – Mar. 2010

Pres. – Ken Hofmeister	Directors
V.P. – John Zientarski	Roger Blanton, Pat Damico, Mark Hays,
Sec. – Joe Dail	Richard Oldenski, John Rogers, Paul Sequira
Treas. – Tom Gadacz	Alan Sewell
	Editor – Paul Sequira

Apr. 2010 – Mar. 2011

Pres. – Tom Gadacz	Directors
V.P. – Woody Miller	Roger Blanton, Hugh Copeland, Mark Craig,
Sec. – Ken Hofmeister	Pat Damico, Ken Doty, Alan Sewell
Treas. – Joe Dail	Tiger Vertregt (resigned Nov. 2010)
Past Pres. Ken Hofmeister	Editor – Paul Sequira Alan Sewell takes over outing duties, Richard Oldenski & Mark Hays continue cooking

Obviously there were other important events in our club's history and other members who deserved to be recognized for their contributions. But in past years, the newsletters were not always published every month, some of the newsletters were rather brief and all events and activities not reported. Although I've been a member since January or February 1993, times, places and those involved have kind of faded in my book of memories. Perhaps reading this will jog the memories of other members and we can expand upon this little report. The original purpose of this article was to record the club's leaders before that information was also lost to time.Paul

Tying Bench - Lowman's Lucky Fly by Brad Lowman

Lowman's Lucky Fly is one of a few "go to" flies that Brad relies on. Here it is as tied by Brad at SFF's November 18th meeting. More photos in Picture Gallery on page 13.

Materials:

- Hook: Tiemco 600SP #2
- Thread: Mono .006 clear
- Body: Extra Select Craft Fur: White, Chartreuse, Olive
- Gill: Flouro Fibre, Fire Orange
- Flash: Gliss-N-Glow, M.O.P
- Eyes: Large pupil flat stick-on 3/8"
- Glue: 5-Min Epoxy

Tying Instructions:

1. Secure thread at the eye and attach the Flouro Fibre, wrapping it on the bottom of the shank all the way to the bend of the hook. Make 3-4 wraps behind the fibre to stand the material up.
2. Cut a clump of white Extra Select Craft Fur and attach to the shank just in front of the Flouro Fibre at the hook bend. Repeat this three times with the white ESCF, placing each clump directly in front of the other.
3. Add 8 to 10 strands of the Gliss-N-Glow right on top of the hook in front of the white ESCF. Next add a small clump of chartreuse ESCF in front of the Gliss-N-Glow. Finally, add a small clump of olive ESCF for the back.
4. Mottle the back with a Sharpie Marker, keeping the marks thin and close together.
5. Press the eyes on each side of the fly firmly and make any adjustments to the fibers. In other words, make sure the fly looks right before adding the epoxy.
6. Apply a thin coat of epoxy to form the head of the fly. The epoxy holds the shape of the fly and keeps it from fouling. It also gives it a hard, shiny look that is also durable.



Lowman's Lucky Fly
Tied and photographed by Brad Lowman

Tying Bench - Scud Fly *by Dana Griffin, III*

At SFF's October 21st meeting, Dana Griffin, III was our guest speaker and designated tier. Dana demonstrated 2 flies for us, The LA Freeway Fly which was published in last month's newsletter, and his Scud Fly which we have the pleasure of publishing this month.

Materials:

- Hook: wet fly or scud hook, sizes 10 or 12
- Thread: 8/0, color to match body
- Weight: .015" lead wraps
- Body: coarse dubbing (gray, tan, pink, green or orange)
- Shellback: clear mylar strip, plastic bag strip or scud back material
- Rib: fine copper wire


Tying Instructions:

1. Debarb hook and establish a thread base.
2. Wrap on lead wire (number of wraps is up to tier).
3. Tie in shellback and rib at bend of hook.
4. Dub body. The coarser the dubbing the better. You can manufacture your own dubbing by employing a spice blender. Cut 1/4" segments of yarn and place in blender. Blend until yarn is "fluffed" into usable dubbing. By blending various colors of yarn together, you can produce just the color you're looking for in your scud flies.
5. Pull shellback over dubbed body and secure at forward end of hook with a few thread wraps. Follow up with copper wire. Wrap wire over shellback and under dubbed body. Space the rib wraps to produce a segmented body.
6. Use a bodkin or dubbing brush to tease out some of the dubbing. This will help capture the silhouette of the living scud.
7. Finish fly with your favorite knot. Seal the thread head with a drop of cement (note: keep your head cement thin, not viscous, to insure that the cement penetrates the thread wraps down to the hook shank).



Dana's Scud Flies
Tied and photographed by Dana Griffin, III

SFF Picture Gallery—Brad Lowman Nov. 18th



Top: Brad tying the Lowman Lucky Fly Top right: SFF members getting a tying lesson. Sequira photos
Bottom left: A group of Brad's favorite flies, top to bottom: Lowman's Lucky Fly, Clouser Deep Minnow, Lowman's Mullet, Weighted Lucky Fly, R. Miller's Backwoods Fly and Gerry's Tarpon Glitter. AuCoin photo
Bottom right: Close up of Lowman Lucky Fly note the close barring in the olive back. Lowman photo

SFF Picture Gallery November 13th Casting Clinic

John Craig got to stay in the intermediate casting clinic; however, they did triple-team him with Pat Damico, Dave Dant, and Ken Doty providing coaching and support.

Hofmeister photo



Above: Beginners casting clinic participants Ryan and Connor Voigt get instruction from instructor Pat Damico. Helping Pat were observers Enver Hysni and Ken Doty.

Right: This afternoon beginner's casting clinic crowd drove instructor Pat Damico to his knees!

Hofmeister photos



SUNCOAST FLY FISHERS INFORMATION

SUNCOAST FLY FISHERS

Our Aims and Purpose

The Suncoast Fly Fishers are dedicated to sharing their total fly fishing experiences and to developing interest in fly fishing in both fresh and saltwater. We shall promote and teach both fly fishing and related subjects of fly tying, rod building, fly casting and knot tying. Through collaboration, fellowship, conservation and sportsmanship, we will help members become more skilled, have more fun and be more productive in the sport. Suncoast Fly Fishers support the conservation of natural resources, boating safety and fishing regulations.

BENEFITS OF SUNCOAST FLY FISHER MEMBERSHIP

- Monthly membership meetings with outstanding local speakers on fly fishing, fly tying, rod building, marine conservation and exotic fishing trips worldwide.
- Free fly casting, fly tying & knot tying instructions.
- Monthly club outings in local fresh and saltwater locales topped off with top notch lunches and story telling of the day's catch.
- Joint outings with other clubs in Florida.
- Monthly electronic newsletters with local fishing and club activity information plus fly tying instruction sheets and color photos.
- A professional website with fishing reports, links, club activity photos etc.
- Club hats and shirts.
- Annual award winning Pig Roast with first class auction.
- Charter club of the Federation of Fly Fishers.
- Make new friends and find a fishing buddy for your next fishing adventure.


Suncoast Fly Fishers, Your Board Of Directors Working For You

Activities are at the heart of any successful organization. SFF's BOD has instituted the following Standing Committees to help us maintain a high level of activities that have proven to be popular with the membership and some new ones to fill a need as expressed through membership surveys. These committees are generally chaired by board members but you do not have to be a board member to fill that position. If you would like to volunteer to participate on any or these committees, please speak to any director.

Committees are as follows:

- Casting Skills - Pat Damico
- FFF Liaison - Pat Damico
- Fly Tying - Alan Sewell
- Membership - Pat Damico & Joe Dail
- Newsletter - Paul Sequira
- Outings - Alan Sewell
- Publicity - Roger Blanton
- Programs - BOD
- Project Healing Waters - Terry Kirkpatrick & John Craig
- Raffles - Tom Hummel & Bryan Jankovic
- Shows & Special Events - Woody Miller
- Web Editor - Woody Miller

METALFAB INC.
28212 Rice Road
San Antonio, FL 33576
(352) 588-9901
FAX: (352) 588-9902
walter@metalfab-inc.com



- Custom Metal Fabrication
 - Certified Welding in
 - Mig • Tig • Arc
 - Kitchen Equipment
 - Architectural
 - Aluminum
 - Stainless
 - Railings

WALTER RUDA
President

Suncoast Fly Fishers Advertisers

Tampa Bay Charter Fishing
with
Capt. Dan Bumgarner
aboard
"Teacher's Pet"
Ph. 727-526-7565



WWW.tampabaycharterfishing.com
USCG Licensed




Tampa Bay
On The Fly

Fly Fishing and Tying
Equipment, Instruction, and Adventures

Enver Hysni
Cell 727.504.4062
info@tbotf.com

4203 W El Prado Blvd
Tampa FL 33629
Phone 813.443.0660
Fax 813.443.0662

www.tampabayonthefly.com



Spin Tackle
Fly Tackle

The Fly Guy

Capt. Pat Damico

2981 E. Vina del Mar Blvd.
St. Pete Beach, FL 33706
Tel: 727-360-6466
Web: <http://captpat.com>
Email: flyguy@captpat.com



Bill Jackson Inc.
Shop For Adventure

SPECIALISTS IN:
BACKPACKING
CAMPING
CANOEING
FISHING
HUNTING
IN-LINE SKATING
KAYAKING
METAL DETECTING
SCUBA DIVING
SNOW SKIING

9501 U.S. 19 North, Pinellas Park, FL 33782
St. Petersburg - (727) 576-4169
Fax: (727) 576-7579
www.billjacksons.com

Mike Saputo
8490 W. Hillsborough Ave
Tampa, FL 33615



Full Service Fly Shop
Fresh & Saltwater
Fly Tying & Casting Lessons
Internet Catalog & Rewards Program

Tel: / Fax: 813-374-2497
Email: Mike@TampaAngler.com

TheTampaAngler.com

Snook Fin-Addict Guide Service, Inc.
CAPTAIN RICK GRASSETT
2447 Waneta Drive • Sarasota, Florida 34231

Lure & Fly Fishing Specialist
FFF Certified Fly Casting Instructor
Bay, Back Country & Coastal Gulf Fishing
Sarasota Bay • Charlotte Harbor • Tampa Bay

(941) 923-7799
www.snookfin-addict.com

Email snookfin@aol.com
www.flyfishingflorida.net



GOODYEAR • TOYO • COOPER • MICHELIN



Since 1947

TODD MURRIAN
1631 - 4th STREET NORTH • ST. PETERSBURG, FL. 33704

727-822-3981
www.bobleetire.com

JIM SWANN'S

Complete Fly Fishing Shop
Rods - Reels - Hand Tied Flies - Guide Service
Fly Tying Materials
Classes in Fly Tying and Casting

352-567-6029

13650 S. 98 By Pass
Dade City, FL 33525

SUNCOAST FLY FISHERS INFORMATION & ADVERTISERS

**The
Crafty
FRAMER**

Affordable Custom Picture Framing,
and Counted Cross Stitch Supplies

Rick & Peggy Wittlake
9204 Ulmerton Road
Largo, FL 33771
(727) 518-1400
www.craftyframes.com
craftyframer@aol.com

HOURS
Mon.-Fri. 10-6, Sat. 9:30-2

DISSTON OPTICAL
GOTTA HAV' SHADES 

3435 49th Street North
St. Petersburg, FL 33710
727-522-8423 • fax 727-521-1886
www.gottahavshades.com

Lt. Tackle Fly & Spin Fishing
With
Capt. Pete Greenan

Professional Fishing Guide
FFF Master Certified Casting Instructor
President - Florida Council FFF

Voice: 941.923.6095 www.floridaflyfishing.com
Cell: 941.232.2960 captpete@floridaflyfishing.com

Federation of Fly Fishers (FFF) and Suncoast Fly Fishers (SFF) Dues



At initial membership dues are collected for both SFF and FFF. Since we (SFF) are a Charter member of FFF, all SFF members have to be members of FFF. After the initial dues you are responsible to directly pay yearly dues to FFF. The dues period of SFF and FFF may not coincide. We do not collect the yearly dues for the Federation (FFF). You will receive dues notification directly from FFF.

SFF dues are due in September. This is for the remaining months of 2009 and then through August of 2010. Members whose dues are delinquent for 2 or more months may lose their SFF membership. See Tom Gadacz for renewal forms.

LOCAL FISHING GUIDES

Capt. Frank Bourgeois Offshore Hernando Cty 352-666-6234
Capt. Dave Chouinard, Tampa Bay 732-610-9700
Capt. Pat Damico, Tampa Bay 727-360-6466
Capt. Dave Dant, Tampa Bay 727-744-9039
Capt. Rick Grasset, Sarasota Bay, Charlotte Hbr, Tampa Bay 941-923-7799
Capt. Pete Greenan, Boca Grande, Everglades 941-923-6095
Capt. Paul Hawkins, Tampa Bay 727-560-6762
Capt. Ray Markham Sarasota and Tampa Bay 941-723-2655
Capt. Russ Shirley, Tampa Bay 727-343-1957
Capt. Wayne Simmons Tampa Bay Area 727-204-4188
Capt. Steve Soult, Nature Coast Area 352-686-0853
Capt. Jason Stock, St. Petersburg-Englewood, 727-459-5899.
Jim Swann - fresh water 352-567-6029

Russ Hampton
Saltwater Synthetics

352-241-9210
352-408-2895 CELL
SW-FLIES@CFL.RR.COM
12035 BROWNS CANAL DRIVE
CLERMONT, FLORIDA 34711

SUNCOAST FLY FISHERS

Club Officers

President: Tom Gadacz 727-360-8030

Vice President: Woody Miller 727-560-6086

Secretary: Ken Hofmeister

Treasurer: Joe Dail

Board of Directors

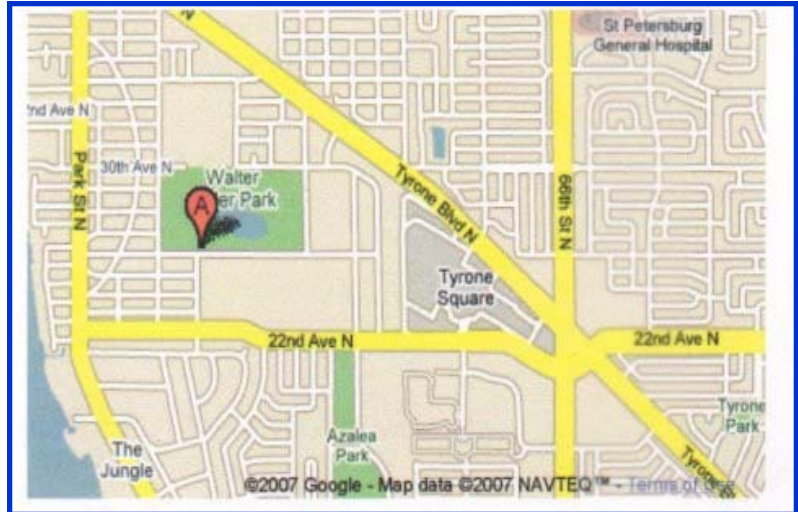
Roger Blanton - Hugh Copeland

Mark Craig - Pat Damico - Ken Doty

Alan Sewell

“On the Fly” is the monthly newsletter of the Suncoast Fly Fishers (SFF), a not-for-profit organization offering fly fishing and fly tying instruction to members and visitors. Club membership includes newsletter subscription. Send e-mail submissions to the editor, Paul Sequira

psequira@tampabay.rr.com



NO MEETING IN DECEMBER

Next Club Meeting: January 20, 2011

Time: 6:00-7:00 PM Outdoor Activities & Fly Tying

7:00-8:30 Meeting & Program

Location: Walter Fuller Park

7891 26 Avenue, North, St. Petersburg, FL 33710

Program—

Featured Fly Tier

VISIT OUR WEBSITE

<http://www.suncoastflyfishers.com/>

Suncoast Fly Fishers

P.O. BOX 40821

St. Petersburg, FL 33743-0821