



On The Fly

The Prez Sez *by Ken Hofmeister*



WE LEARN BEST WHAT WE TEACH

“The Club is dedicated to sharing its total fly fishing experience and developing interest in fly fishing in both fresh and salt water. It shall promote and teach both fly fishing and related subjects of fly tying, rod building, fly casting, and knot tying...” By-Laws of Suncoast Fly Fishers, Inc.

OK, that’s the purpose of Suncoast Fly Fishers. Sharing, promoting, and teaching is what we do when we’re not “helping members become more skilled, have more fun, and be more productive in the sport.”

In fly fishing, as most everything else, we learn best what we teach. The more we try to motivate others, the more enthusiastic we become. Some of my best learning experiences around fly tying came while staffing an SFF booth and sitting between and tying along with some veteran fly tiers. Listening to these members share tips and fish stories with the crowd has helped me absorb some good information. Lots of people have a fly rod stored in the closed (after a river ran through it) but have not had any success learning how to cast or catch fish on the fly rod. A little bit of encouragement and these people become visitors and members of SFF. Then, of course, they become compulsive addicts who buy stuff and harass the marine resources. They get so excited that they even renew their \$15.00 annual SFF membership dues every September—ON TIME! They say: “Such a deal.”

In September-October, we have some outstanding opportunities to “share, promote, and teach” people about our sport. Here are a few:

FLORIDA SPORTSMAN SHOW—Florida State Fairgrounds-- September 26-27. SFF members will be staffing the FFF booth and flying both the SFF and FFF flags as we tie flies, tell lies, and “set the hook in some new fly fishers.” We’ll have great traffic from fishers and boaters. This year, we’ll also have fun conducting the kids casting contest sponsored by Zebco. Contact Woody Miller (727-560-6086), coordinator for this show, to volunteer. Or, sign up at the September meeting. Exhibitors get a free pass for a good show and informative seminars.

ART OF FLY FISHING FESTIVAL—Down Town Winter Haven—October 3rd. SFF members will be staffing an FFF table at this free event where some of Florida’s best wildlife artists and anglers will be showcased. Some of Florida’s best fly tying instructors will be teaching and demonstrating. A 100 foot casting pool will be the center of activities. Again, contact Woody Miller to join the SFF crowd going to Winter Haven.

FLORIDA COUNCIL: FEDERATION OF FLY FISHERS CONCLAVE—Ramada Inn Celebration—October 23-24. Conclave features over twenty five of the best fly tiers in the world, numerous speakers and programs, along with help from certified casting instructors (Pat Damico included). Cost is \$10.00 for both days. SFF Project Healing Waters Fly Fishing volunteers will be wearing their PHWFF hats and staffing a PHWFF table, along with Diane Lopes. Here, we share our Bay Pines experience with other Florida clubs. Contact Pat Damico, PHWFF regional coordinator, to help with this booth. Check www.fff-florida.org/conclave.htm for more Conclave information and reservations. Ken

SFF UPCOMING EVENTS

- Sep 19 - SFF outing Alligator Lake
- Oct. 3 - Andy Thornal Co. Art of Fly Fishing show, Winter Haven, FL
- Oct 23/24 - FFF FL Council Conclave in Celebration, FL

Inside this issue:

Outing Reviews, Previews, Tournament & Program	2
SFF membership renewal form 2010	4
Florida Council FFF Conclave	5
Do Flies Always Work—Pat Damico	9/10
Tying Bench—Whatever Bendback & The Predator	11/12
SFF Photo Gallery	13/14

OUTINGS -REVIEWS & PREVIEWS by *Richard Oldenski*



September Outing - September 19, 2009 - Alligator Lake

August Outing - The fish were not eager to bite at Emerson Point, but we had a good time fishing with our friends from the Mangrove Coast Fly Fishing Club. We saw plenty of snook feeding, but they were not interested in our streamers. Sharks were also actively feeding in the Manatee River, which kept most of us fishing the flats. Our friends from the Mangrove Coast caught a few trout. The largest fish reported by our club was an eight inch grouper caught by Joe Dail. Members of both clubs mingled, told stories and made plans for future outings over a picnic lunch. You should have been there!

September Outing - Alligator Lake has been a favorite fishing spot for our club for many years. You can usually be sure to catch sunfish and an occasional bass, and you don't have to drive very far to get there. Located in Safety Harbor, the lake has a boat ramp that will accommodate small boats and provide a good launch for kayaks and canoes.

You can start fishing at sunrise or earlier. A tailgate lunch will be served by the boat ramp at 11:00 AM. Bring a folding chair.

There are many ways to get there. One is to get on McMullen-Booth Road and turn east on 10th St. S. 10th St. S. will curve and become 14th Ave. S. Then turn east on 7th. St. S. After you cross the

railroad tracks, the entrance to Safety Harbor City Park and Alligator Lake will be on the right. Sign up and get a map at the meeting.

Recommended Flies for the September outing and Newsletter Reference for Instructions:

Spiders and beetles	Feb. 2007 p. 8
	June 2009 p. 11
Mighty Myakka Minnow	July 2008 p. 8
Picket Pin	Feb. 2009 p.8
Woolly Bugger	Aug. 2008 p. 8

Future Outing Previews:

October - Carl Hanson Tournament Hillsborough River

November - Weedon Island

December - Don Coleman Invitational

Fishing Tournament:

Snook - Ken Hofmeister - 22 inches

Bass - Woody Miller -16 inches

Sunfish - Joe Dial - 10 inches

Open Category - Mark Craig - Ladyfish - 17 inches

Program for the September 17, 2009 Meeting

Mike Tringali of the Fish and Wildlife Research Institute, Florida Fish and Wildlife Commission will present a program on the genetics of Tarpon—our most famous inshore game fish.

Featured Fly Tyer for September:

Long time SFF member and master fly tyer Layne Smith aka “Smitty” will demonstrate his Crystal Beetle. The Crystal Beetle is one of the most productive bream flies you can have in your fly box and is a killer on Alligator Lake.

SUNCOAST FLY FISHERS – Information

Federation of Fly Fishers (FFF) and Suncoast Fly Fishers (SFF) Dues

At initial membership dues are collected for both SFF and FFF. Since we (SFF) are a Charter member of FFF, all SFF members have to be members of FFF. After the initial dues you are responsible to directly pay yearly dues to FFF. The dues period of SFF and FFF may not coincide. We do not collect the yearly dues for the Federation (FFF). You will receive dues notification directly from FFF.

SFF dues are due in September. This is for the remaining months of 2009 and then through August of 2010. You are now notified that your SFF dues are due this month. Members whose dues are delinquent for 2 or more months may lose their SFF membership. See announcement and forms for renewal of SFF membership.

Suncoast Fly Fishers 2010 Dues Notice – Due in September

Payment of SFF dues for 2010 is due in September. Please see Tom Gadacz at the September meeting with your payment of \$15 for regular membership, \$25 for family memberships, and \$100 for corporate memberships. Cash or personal checks made out to Suncoast Fly Fishers, Inc. are acceptable. You may also mail your checks with the renewal membership form to: Suncoast Fly Fishers P.O. Box 40821 St. Petersburg, FL 33743-0821

Time to Renew Your SFF Membership

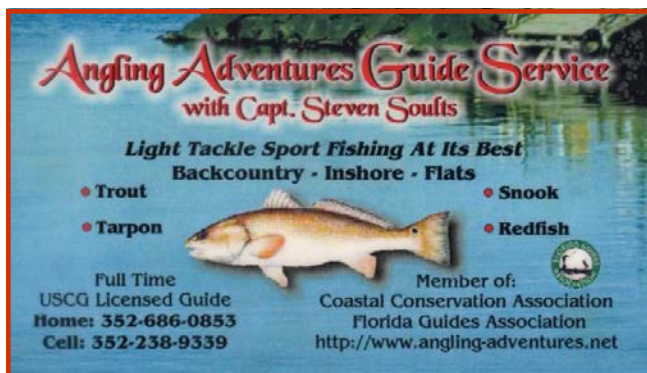
Renew your membership for only \$15 (family membership \$25 and corporate \$100). This includes monthly meetings with famous guest speakers, fly tying instructions and fly casting clinics; monthly outings to local and regional locations with experienced members who know the secret spots; and, outings with a picnic lunch and the best fish stories. It also includes the best electronic fly fishing newsletter, "On the Fly", which contains loads of valuable information on our outing events, activities, fly tying instructions and many action packed pictures. What a deal for \$15!

So complete the 2009-2010 renewal membership form on page 4 and bring it to the meeting or simply slip your check and membership renewal form into an envelope and address it to:

Suncoast Fly Fishers Attn: Tom Gadacz P. O. Box 40821 St. Petersburg, FL 33743-0821

FLY TYERS

The 6:30 fly tying demonstration session prior to the meeting is a very popular feature. Members are always interested in new flies, different methods of tying old flies or just some well known fly that might not have been demonstrated in a while. Old tried and true patterns are new to new fly fishers and are very interesting to them. We need members who are willing to share their fly tying skills with your fellow members. If you would like to volunteer as a featured fly tyer, please see Myron Hansen at the meeting or call him at 727-393-5075.



Angling Adventures Guide Service
with Capt. Steven Soultis

Light Tackle Sport Fishing At Its Best
Backcountry - Inshore - Flats

- Trout
- Snook
- Tarpon
- Redfish

Full Time
USCG Licensed Guide
Home: 352-686-0853
Cell: 352-238-9339

Member of:
Coastal Conservation Association
Florida Guides Association
<http://www.angling-adventures.net>



Bill Jackson Inc.
Shop For Adventure

SPECIALISTS IN:
BACKPACKING
CAMPING
CANOEING
FISHING
HUNTING
IN-LINE SKATING
KAYAKING
METAL DETECTING
SCUBA DIVING
SNOW SKIING

9501 U.S. 19 North, Pinellas Park, FL 33782
St. Petersburg - (727) 576-4169
Fax: (727) 576-7579
www.billjacksons.com

SUNCOAST FLY FISHERS Membership Renewal Form

To renew your membership for 2009-2010 please complete this form and bring it to the meeting or mail it.

Suncoast Fly Fishers Membership Application

Name* _____ Date _____

Address* _____

City* _____ State* _____ Zip* _____

Telephone* (____) _____ EMail _____

*This information is shown on the Membership List which is distributed to members only and is not used for commercial purposes. If you do not desire this information disclosed to members, please so indicate. The monthly newsletter, "On the Fly," is only distributed electronically. You may also obtain a copy from our web site: www.suncoastflyfishers.com

Suncoast Fly Fishers (SFF) membership categories (select one):

____ Regular Membership 1 year - \$15 (*September 2009-10*)

____ Family Membership 1 year (includes Member, Spouse and children under 18) - \$25

____ Business Membership 1 year (includes monthly business card newsletter ad) - \$100

Total amount due \$ _____. Please bring cash or a check payable to **Suncoast Fly Fishers** and bring it along with completed application to next meeting or mail form and a check to:

Suncoast Fly Fishers

Attn. Tom Gadacz, Treasurer

P.O. Box 40821

St. Petersburg, FL 33743-0821.

Amount received \$ _____. Date received __/__/____. SFF Treasurer _____

SUNCOAST FLY FISHERS Information & Activities

Art of Fly Fishing - Winter Haven

Woody Miller, Ken Hofmeister and a few SFF members will be attending the Andy Thornal Company fly fishing program in Winter Haven on October 3rd to tie flies and talk about SFF and FFF. If you'd like to join them, please contact Woody Miller at 727-560-6086

Florida Council FFF Conclave



Florida Council of the Federation of Fly Fishers will hold their annual Conclave at the Ramada Inn at Celebration on October 23 & 24, 2009. All anglers and guests are invited. The Conclave features over twenty five of the best fly tyers in the world, numerous speakers and programs, casting help from Master Certified Casting Instructors, displays by most of the best fly tyers. The Florida tackle manufactures in the world, a great bar-b-que and an auction banquet. Cost is \$10.00 per person for one or both days with only the bar-b-que and banquet being extra. See www.fff-florida.org/conclave.htm or email Pete Greenan at captpete@floridaflyfishing.com for more information and reservations. Contact the Ramada Inn by calling 407-390-5800 or 877-467-5786. Don't forget to mention the Fly Fishing Conclave to receive your discounted price.

Speakers include noted angler and author Jon Cave, fly designer and author Oscar Fileu, tarpon specialist and author Bill Bishop and University of Florida ichthyologist Dr. Rob Robbins. Dusty Sprague will lead testing for Certified and Master Certified Instructors. David Lambert, author for "Smart Casts", will conduct casting games for youths and adults and the Sunshine State Casting Club will hold 5 wt. distance and accuracy contests for all. Programs also include noted fresh water anglers and professional fishing guides.



FFF Conclave Celebration Florida Oct 23-24

Check out the great programs during this event at www.fff-florida.org. In addition to all the activities, Project Healing Waters Fly Fishing will have a booth. While there, volunteer some time to man the booth and spread the word to other individuals and fly clubs so that we can get more fly fishers interested in this special endeavor. Please contact Pat Damico at pat4jaws@hotmail.com or 727-504-8649 for more information.

Pat Damico
Deep South Coordinator
PHWFF



The Fly Guy
Capt. Pat Damico
2981 E. Vina del Mar Blvd.
St. Pete Beach, FL 33706
Tel: 727-360-6466
Web: <http://captpat.com>
Email: flyguy@captpat.com



JIM SWANN'S
Complete Fly Fishing Shop
Rods - Reels - Hand Tied Flies - Guide Service
Fly Tying Materials
Classes in Fly Tying and Casting
352-567-6029
13650 S. 98 By Pass
Dade City, FL 33525

SUNCOAST FLY FISHERS Information & Activities

WE GET BACK WHAT WE GIVE by Ken Hofmeister



We also learn best what we teach. Another way SFF members share, promote, and teach fly fishing is to participate in Project Healing Waters Fly Fishing events at Bay Pines VA hospital. A number of SFF volunteers teach vets to cast, tie flies, and have fun catching both fresh and saltwater fish from Bay Pines waters. Revised fall schedule:

2nd & 4th Tuesday: Dom group (5:00-6:30 p.m.) Contact John Craig to help.

2nd & 4th Tuesday: Physical Rehab group (5:00-6:30 p.m.) Contact John Craig.

1st & 3rd Wednesday: Steps of Life group (9:00-10:30 a.m.) Contact Terry Kirkpatrick.

2nd & 4th Wednesday: CLC Arts & Crafts group (10:30-11:30 a.m.) Contact Terry Kirkpatrick.

SFF members don't have to be certified casters or national known fly tiers to bring smiles to a vet who discovers the joys of tying and fly fishing on their recovery journey. Above picture portrays Les Scott, Terry Kirkpatrick, and John Craig helping vets master the art of fly casting in a Bay Pines pond.



MASTHEAD ENTERPRISES
Sailing Gear Specialists

Paul Silvermail
(727) 327-5361 or fax (727) 327-4275
1-800-783-6953
2201 1st Ave. S.
St. Petersburg, FL 33712
masthead@mastheadsailinggear.com
www.mastheadsailinggear.com

- ◆ Catalina Sailboats
- ◆ Com-Pac Yachts
- ◆ Malibu, Emotion, RTM Kayaks
- ◆ Used Sails
- ◆ Sailing Store
- ◆ Sail & Canvas Loft
- ◆ Ullman Sails

Mike Saputo
8490 W. Hillsborough Ave
Tampa, FL 33615

Full Service Fly Shop
Fresh & Saltwater
Fly Tying & Casting Lessons
Internet Catalog & Rewards Program

Tel / Fax: 813-374-2497
Email: Mike@TampaAngler.com

TheTampaAngler.com



SUNCOAST FLY FISHERS INFORMATION

Wading The Saltwater Flats With A Fly Rod and Random Thoughts From The Tying Bench By Don Coleman

Several months ago, we ran out of copies of this very popular and useful book by deceased member Don Coleman. With the original printing, SFF gave a copy of Don's book to all current and then new members when they joined the club. We have a new supply of these books; if you are a recent new member who did not receive a copy, please see John Rodgers at the meeting or call him at 727-278-4266.

Other members who would like an additional copy or non-members who would like a copy may purchase one for \$5.00. This book is loaded with excellent information and is a wonderful keepsake of a much missed member and friend of the club.

Suncoast Fly Fishers Hats and Shirts

Now is the time to purchase your 2009 edition of the SFF Columbia fishing shirt or hat complete with embroidered club logo. The cost is \$40 for the shirt. Can't get to a meeting this summer, well then just send your order in and we will ship it to you. The colors and sizes are sage in medium and extra-large and banana in extra-large. If you have plenty of shirts, then get a monogrammed Suncoast Flyfishers cap for only \$7. Send your request to: Suncoast Flyfishers, P.O. Box 40821, St. Petersburg, FL 33743-0821

Be sure to enclose your name and address along with the requested shirt or cap and a check or money order. **Please do not send cash.**

LOCAL FISHING GUIDES

Capt. Frank Bourgeois Offshore Hernando Cty
352-666-6234

Capt. Dave Chouinard, Tampa Bay 732-610-9700

Capt. Pat Damico, Tampa Bay 727-360-6466

Capt. Rick Grassett, Sarasota Bay, Charlotte Harbor, Tampa Bay 941-923-7799

Capt. Pete Greenan, Boca Grande and
The Everglades 941-923-6095

Capt. Mike Homer, Tampa Bay 727-418-5005

Capt. Ray Markham Sarasota and
Tampa Bay 941-723-2655

Capt. Wayne Simmons Tampa Bay Area 727-204-4188

Capt. Steve Soult, Nature Coast Area 352-686-0853



Platinum Real Estate

Roger Blanton—Broker

We live in challenging times. However, investors now have the opportunity of a lifetime—make 15% ROI. Call to find out how.

Phone: 727-515-5247

Fax: 727-864-4950

E-mail: Roger.Blanton@hotmail.com

Website: PlatinumRealtyOfFlorida.com

"Never trust a man who doesn't fish"
(Teddy Roosevelt)

GOODYEAR • TOYO • COOPER • MICHELIN



727-822-3981

TODD MURRIAN

www.bobleetire.com

1631 - 4th STREET NORTH • ST. PETERSBURG, FL. 33704

Russ Hampton
Saltwater Synthetics

352-241-9210

352-408-2895 CELL

SW-FLIES@CFL.RR.COM

12035 BROWNS CANAL DRIVE

CLERMONT, FLORIDA 34711



SUNCOAST FLY FISHERS INFORMATION

SUNCOAST FLY FISHERS

Our Aims and Purpose

The Suncoast Fly Fishers are dedicated to sharing their total fly fishing experiences and to developing interest in fly fishing in both fresh and saltwater. We shall promote and teach both fly fishing and related subjects of fly tying, rod building, fly casting and knot tying.. Through collaboration, fellowship, conservation and sportsmanship, we will help members become more skilled, have more fun and be more productive in the sport. Suncoast Fly Fishers support the conservation of natural resources, boating safety and fishing regulations.

BENEFITS OF SUNCOAST FLY FISHER MEMBERSHIP

- Monthly membership meetings with outstanding local speakers on fly fishing, fly tying, rod building, marine conservation and exotic fishing trips worldwide.
- Free fly casting, fly tying & knot tying instructions.
- Monthly club outings in local fresh and saltwater locales topped off with top notch lunches and story telling of the day's catch.
- Joint outings with other clubs in Florida.
- Monthly electronic newsletters with local fishing and club activity information plus fly tying instruction sheets and color photos.
- A professional website with fishing reports, links, club activity photos etc.
- Club hats and shirts.
- Annual award winning Pig Roast with first class auction.
- Charter club of the Federation of Fly Fishers.
- Make new friends and find a fishing buddy for your next fishing adventure.

Suncoast Fly Fishers, Your Board Of Directors Working For You

Activities are at the heart of any successful organization. SFF's BOD has instituted the following Standing Committees to help us maintain a high level of activities that have proven to be popular with the membership and some new ones to fill a need as expressed through membership surveys. These committees are generally chaired by board members but you do not have to be a board member to fill that position. If you would like to volunteer to participate on any or these committees, please speak to any director.

Committees are as follows:

- Casting Skills - Pat Damico
- FFF Liaison - Pat Damico
- Fly Tying - Alan Sewell
- Membership - Pat Damico & Joe Dail
- Newsletter - Paul Sequira
- Outings - Richard Oldenski & Mark Hays
- Publicity - Roger Blanton
- Programs - BOD
- Project Healing Waters - Terry Kirkpatrick
- Raffles - John Rodgers & Tom Hummel
- Shows & Special Events - Woody Miller
- Web Manager—Judd Sheets

Capt. Dave Chouinard
8490 W. Hillsborough Ave
Tampa, FL 33615

Full Service Fly Shop
Fresh & Saltwater
Fly Tying & Casting Lessons
Internet Catalog & Rewards Program

Tel / Fax: 813-374-2497
Email: Dave@TampaAngler.com

TheTampaAngler.com



Do Flies Always Work? by Capt. Pat Damico

When taking out clients, I often ask them about previous experience with guided trips. This information is very helpful and varies across the whole spectrum from very good, to poor. Recently, the answers were from clients telling me about two guided trips. In both cases they wanted to catch redfish on a fly. They started fishing with flies, but soon switched after being unsuccessful. One trip was in South Carolina, the other on Florida's west coast. Instead, they ended up fishing with shrimp and whitebait, and caught some fish. Why the switch? Is the reason there are times when fish will refuse flies and take only live bait? Yes, I'm sure there are instances when this is true. Could there be any other reasons why flies will fail? After getting more information, the reasons began to fall into a familiar pattern.

Most fly fisherman I know enjoy the challenge that fishing with the long rod presents. When they begin fly fishing they must also accept the journey that is necessary as they pursue success. What is success? Success to many fly fisherman I know is not measured in how many fish are caught, but by how they are caught. One nice fish on the fly could make the whole day a worthwhile event. Stalking the fish, making a perfect presentation with a fly that you have tied, seeing the take, setting the hook and finally bringing the fish to hand where it can be admired, and often released, all make for a successful outing. There are even times that fly fishing can outperform other fishing techniques. Catching freshwater trout in the middle of a mayfly hatch when the pattern is duplicated and well presented is one example. When snook are feeding at night on small baitfish, a fly that matches the hatch is very productive. The fly itself, many times, is a small part of the equation. When someone asks what fly pattern are you using, should he also ask how you are using it? Have you ever fished near someone, using identical equipment, who either out-fished you or you beat them by a large margin? Let's look at some reasons why flies may not be productive. We will begin with the guide.

If someone calls a guide and says they want to fly fish, very few guides will not take them as clients. It can be a decision based solely on economics. The guide may prefer to fish live bait or scented plastic spinning lures primarily, but without telling you this agrees to take you out. He may have a fly rod, or you bring your own equipment. This is your first saltwater fly fishing experience and you are understandably very excited. You've watched Lefty, Flip and others on Saturday morning make that perfect cast which resulted in instant success. You expect to do the same. The guide shows up with a tower boat and a livewell full of scales sardines, and a bunch of spinning rods with corks on the leader. How do you fly cast from a boat with a large tower in the middle, and what is the live bait doing there? My first saltwater "fly fishing trip," about twenty years ago started similarly, with a well respected guide. I had several phone conversations with the guide before our trip telling him I wanted to catch fish with a fly rod. One fly rod rigged with a freshwater muddler minnow sat in the rod holder all day while we threw spinning outfits with live shrimp. We did catch fish, but it was not what I wanted to do. He did say, "Right now, this is the best way to catch fish." Why, if he believed that, didn't he tell me on the phone, or refer me to a fly fishing guide?

In another instance, the guide takes you out and after a couple fishless stops with you casting your fly rod, he suggests that maybe we should switch to spinning gear for awhile. Let's say your casting skills were adequate, but the fish were holding close to the bottom in several feet of water, and a sinking fly on a clear sinking tip line would have worked. The guide's inexperience was of no help here. Or, the fish were tailing in shallow water and his boat did not have a shallow enough draft to allow a stealthy, closer approach. He didn't have a poling platform, or pole, which is needed under these circumstances, or you could have left the boat and approached the shallows by walking in the ankle deep water to get to the fish. A friend of mine who is a very busy live bait guide told me he never saw a tailing redfish. I frequently fish the same areas he does and we see them all the time. We usually wave to one another as he speeds by on his way to a "hole" where he anchors his boat and chums with stunned live greenbacks before beginning to fish his clients with baited hooks. I told him he never slows down long enough to watch

.....continued on page 10

Do Flies Always Work?Continued

the shallows for signs of tailers.


Under the above circumstances the guide may announce, "I fished a spot near here a few days ago, and we caught a bunch with shrimp." You go to the spot, anchor the boat, and instantly hook up with a live shrimp. We have some excellent fly patterns that duplicate shrimp. Why not use one of them? After catching several fish, you don't touch your fly rod for the rest of the trip. Was the fly pattern the reason for failure, or were your casting skills so poor that you couldn't get the fly close to where the fish were? Did you make sloppy presentations that frightened fish in shallow water, were you unable to cast in the wind, did you false cast over the fish and spook them, or a myriad of other reasons relating to your lack of casting skill? When fellow guides, that are also excellent fly fisherman, discuss recent trips with me, their success will always relate to how well their client could cast. They have some poor days when fish are scarce, but on some of their best days when fish are located, the casting skill of the client will determine how the day went.

If you are having some casting problems, and you are amenable to some helpful suggestions, can the guide analyze your cast and be of assistance? If your skills are so poor, how do you feel about spending most of your trip learning how to properly cast? The deck of a flats boat is not the place to learn to cast a fly rod. I have had clients who after a few minutes of instruction were able to improve their casting sufficiently to have a good day with the fly. Others were either so inexperienced, or couldn't admit that the problem was theirs, but rather some other reason, like the action of the rod, the brand of the rod, the rod's length, or weight, or something else.

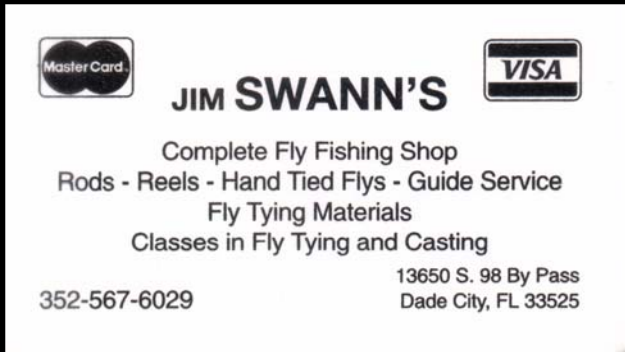
What can we do to insure that a fly fishing trip will have the best chance for success? Research the guide thoroughly? Study their website, have some candid conversations, or written communication with him, or her. Get some references. Be sure to explain your experience level. If you need to prepare yourself, sign up for a saltwater casting clinic, or get lessons from someone who is skilled in the areas you need help. The Federation of Fly Fishers has a casting certification program that is rigorous and will help narrow your choices of where to begin.

I began fly fishing at the age of ten. I enjoy the sport now more than ever. Many people have contributed to my continual learning experience in both fresh and saltwater. Saltwater fly fishing will definitely provide you with the most excitement available in our great sport. Take advantage of it by doing your homework

Capt. Pat Damico, Fly Guy Charters, a FFF Certified Fly Casting Instructor, fishing lower Tampa Bay and can be reached at 727-504-8649 or www.captpat.com



The Fly Guy
Capt. Pat Damico
2981 E. Vina del Mar Blvd.
St. Pete Beach, FL 33706
Tel: 727-360-6466
Web: <http://captpat.com>
Email: flyguy@captpat.com



JIM SWANN'S
Complete Fly Fishing Shop
Rods - Reels - Hand Tied Flies - Guide Service
Fly Tying Materials
Classes in Fly Tying and Casting
13650 S. 98 By Pass
Dade City, FL 33525
352-567-6029

Fly Tying Bench—Whatever Bendback by *Bill Smith*

Whatever Bendback Minnow or Whatever You Have In Your Fly Tying Material Collection

This fly started as a Carl Hanson Bendback Glass Minnow on a Mustad 3407 hook. But because I kept making the wing too large, I was getting a lot of short strikes. So I went to a Mustad 34011 hook in sizes 1 and 2 with 15° bend in the shank about 3/16” behind the hook eye. Through time, I have always used a white bucktail wing, but now, depending on how I feel, I will change the topping and the body materials and the fish still eat it. Confidence in a fly is nine tenths of the game.

- Hook: Mustad 34011 sizes 1 and 2 (bend at 15°)
- Thread: Red
- Wing: White bucktail
- Body: Mono over aluminum foil; white chenille: white Estaz; silver sparkle braid; pearl sparkle braid; holographic silver chenille; etc. The choice is yours and the possibilities are endless.
- Over Wing: Green bucktail; peacock herl; dark green Flashabou; dark green holographic Flashabou.



Top: A typical Whatever Bendback Minnow

Bottom: A group of Bill's Whatever Bendback Minnows

Flies tied by Bill Smith

The main thing is, I don't get bored tying the same thing and I still catch fish.**Bill**

Editor's note: I think everyone knows the tying procedure for tying a Bendback Minnow, but if you are new to tying or just need a refresher, go to the SFF website www.suncoastflyfishers.com Click on “Fly Tying” and then select “Carl Hanson's Glass Minnow” or “Bendback” or “Prince Of Tides”. They are all bendbacks and will take you through the steps.**Paul**

Fly Tying Bench - Predator by Paul Sequeira

What is your favorite bream fly? Currently mine happens to be the Foam Spider with the 1st runner-up being a #10 white or yellow popper. “Smitty” votes for his Crystal Beetle, and with good reason. All top water flies, where bream catching is the most fun, but did you ever hear of fishing a top water fly underwater?

Such a fly – the Morrisfoam Predator was originated by Skip Morris, a well-known custom rod builder, author, fly tyer and fly fisher from Portland, Oregon. Morris designed this fly for trout and bass. Fished on a full sinking line with a short leader, it rides just above the lake bottom on the retrieve and it catches trout and bass very effectively. To view step-by-step tying instruction pictures for the Morrisfoam Predator, go to:

<http://www.flyfishohio.com/predator.htm> The floating version described here, is tied much the same way.

As we all know, fly tyers are always seeing other possibilities with well-established flies. Chris Helms, a master creator of deer hair bass bugs, recognized that with a few material modifications, the Predator would make an excellent top water bream and bass fly. Chris was right; his top water version is an extremely effective fly.

Materials:

- **Hook:** Best tied on an extra long hook i.e. the 2x1 Mustad 9671
- **Thread:** 3/0 to match body color – very fine thread i.e. 6/0 tends to cut the foam
- **Tail:** (optional) a few very short pieces (about ½”) of Krystal Flash to compliment body color
- **Body:** Wapsi SLF (synthetic living fibers) dubbing in white, yellow, orange or fluorescent lime green
- **Shellback:** 2 mm thick closed cell foam to match body color
- **Eyes:** large plastic bead chain
- **Legs:** medium rubber, color to compliment body

Instructions:

1. Attach the thread with a jam knot about ¼” behind the hook eye and continue slightly down the hook bend in close even wraps. Return the thread to the starting point.
2. If you wish to use an optional tail, tie in 3 or 4 short pieces of Krystal Flash at the point on the bend before you make your return wrap to the starting point.
3. Tie a strip of closed cell foam to the top of the hook shank and wrap down the end of your thread wraps.
4. Spin some SLF dubbing on the thread and wrap forward to the original tie-in point. You want a fairly full body. Fold the foam over the top to make the shellback and tie off at your original tie-in point. Wrap the foam down tightly to just behind the hook eye. Do not cut off the excess foam.
5. Move the thread back slightly and tie in the plastic bead chain eyes with figure eight wraps.
6. Tie in at the mid-point, a pair of rubber legs (about 2” long each) on each side of the hook behind the eyes.
7. Spin on more SLF dubbing and wrap the head, covering the area where the eyes and legs are tied in.
8. Fold the foam back over the eyes and tie in behind the eyes.
9. Cut the excess foam to create a short tag on top of the fly.
10. Tie off the thread.



Paul Sequeira photo



Paul Sequeira photo

Foam Predators tied by Charlie Most

SFF Photo Gallery— August '09 Meeting



Left: Bill Smith demonstrates his Whatever Bendback Minnow.


Right: Bill enlightens a rapt crowd of onlookers on the many ways you can tie this fly with whatever you have in your tying materials stash.

Below left: "That's the spot, now a little to the left!" Morgan Hays visits and allows his fellow members a chance to scratch him.

Paul Sequira photos



Right: Dr. James Connors presented a very informative talk on the ever present danger of skin cancers especially for those of us who spend so much time in the sun. Dr. Connors also discussed methods of protection and how to recognize suspicious skin spots that should be examined by trained medical professionals. Photo: Paul Sequira



SFF Photo Gallery– Shell Creek One More Time

Fishing Charlotte County's Shell Creek with Ted Rich a few weeks ago, Myron Hansen caught this nice bass and bluegill among many other fish. Ted and Myron had a nice outing on this very picturesque stream.

Ted Rich photos



SFF Photo Gallery– August 2009 Casting Clinic



Top: Part of the casting clinic group get instructions from Pat Damico, Certified FFF Casting Instructor. There was a little snafu when an unannounced bicycle race caused a shutdown of Ft DeSoto roads at 7:00 am. Fortunately some of our members arrived before the shutdown, Enver got around the shutdown in his boat (center left) and one of our members ferried a group in the back of his pickup (center right). Assisting Pat were: Enver Hysni, Charlie Most and Ken Doty. Members who took advantage of this excellent opportunity to improve their casting were: Jim Larson, Woody Miller, Joe Dail, John Craig, Walt Ruda, Tom Trukenbrod, Richard Oldenski, Rick Kelly, Tom Gadacz, Matt Orndorff, Ken Hofmeister, Pamela Shives, Ben Shives, Capt Hugh Copeland, Marilyn Copeland and Grandson Andrew.

Pat Damico photos.

SUNCOAST FLY FISHERS

Club Officers

President: Ken Hofmeister 727-521-1637

Vice President: John Zientarski 727-391-1480

Secretary: Joe Dail

Treasurer: Tom Gadacz

Board of Directors

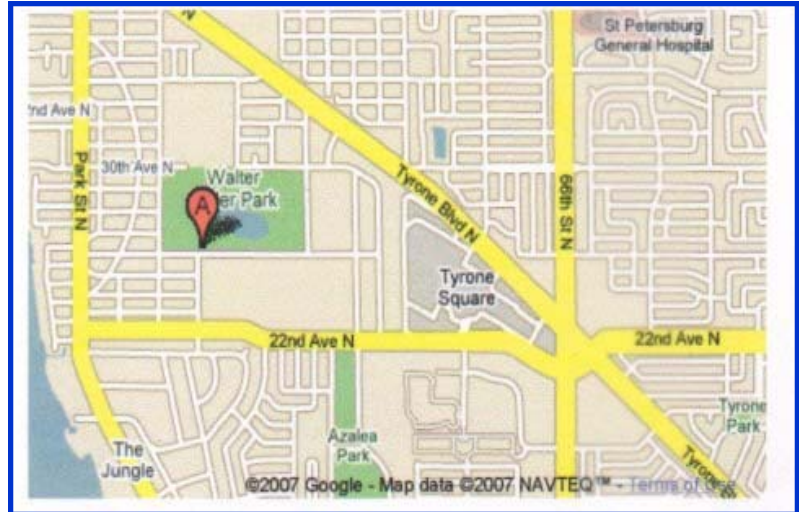
Roger Blanton - Pat Damico

Mark Hays - Richard Oldenski

John Rodgers—Alan Sewell - Paul Sequira

“On the Fly” is the monthly newsletter of the Suncoast Fly Fishers (SFF), a not-for-profit organization offering fly fishing and fly tying instruction to members and visitors. Club membership includes newsletter subscription. Send e-mail submissions to the editor, Paul Sequira

psequira@tampabay.rr.com



Next Club Meeting: September 17, 2009

Time: 6:30-7:00 PM Outdoor Activities & Fly Tying

7:00-8:30 Meeting & Program

Location: Walter Fuller Park

7891 26 Avenue, North, St. Petersburg, FL 33710

Program: Mike Tringali of the Fish & Wildlife Research Institute will present a program on Tarpon genetics

Featured Fly Tier: Layne “Smitty” Smith

VISIT OUR WEBSITE

<http://www.suncoastflyfishers.com/>

Suncoast Fly Fishers

P.O. BOX 40821

St. Petersburg, FL 33743-0821