



On The Fly

The Prez Sez *by Ken Hofmeister*



WHAT HAS SUNCOAST FLY FISHERS DONE FOR ME LATELY?

As membership renewals roll past due it gives me a reminder to assess the value of this expenditure. Most of us ask: “Is it worth it to renew a magazine subscription and review how often we read it and how much value it delivered. Likewise—we weigh value of SFF membership.

For starters, I got twelve great complimentary lunches served with flair and delivered in waters edge ambiance by our Outings Committee (Mark Hays and Richard Oldenski). Free soft drinks at meetings and outings were available as well. Outings committee organized a balanced foray into nearby fresh and salt waters. Fellowship and friendly rivalry enhanced these twelve experiences.

Twelve outstanding fly tiers taught me how to tie their specialty—and then left me with written instructions and pictures published in our newsletter by Paul Sequira and posted on our web site by Judd Sheets.

Great program presenters talked about how to be safe on the water. Jim Swann told me exactly where to fish on the Hillsborough River and Kathy Guindon hinted at where to look for Tarpon in Tampa Bay. Gina Russo talked about redfish stocking and how to release my catch. Dave Chouinard educated me on how to take care of tackle. Ken Doty, Mark Hays, and Alan Sewell revealed secrets and spots for snook under the docks. Tom Gadacz and Richard Oldenski demonstrated how to remove a hook from a pigs hide (or my own) as we got a preview of our Boy Scout Merit Badge University program at Eckerd College. Dr. James Connors explained how to recognize and prevent skin cancer.

On the Fly, SFF newsletter, gave me twelve great articles by members that broadened my knowledge of the sport as well as keeping me informed and inspired. Pictures backed up the wild claims of members.

While fishing with different SFF members on scheduled and spontaneous outings, I learned a lot about fishing and life. In the process, I made some fine friends. Working fishing show exhibitions enabled me to “hook” a few new fishers and SFF members.

On outings with other clubs, I came to appreciate our wider community of fly fishers. This was reinforced every time I participated in a Florida Council, Federation of Fly Fishers event. The recent Conclave enabled me to rub shoulders with some fine fishers and great human beings. I was proud to be identified with this team and this sport. These are my kind of people!

While working with Project Healing Waters Fly Fishing at Bay Pines, I got the immense satisfaction of sharing in service with those who served us so responsibly and courageously. Teaching scouts to cast and tie flies connected me to the future of our sport and we passed the legacy to a younger generation.

Did I get my \$15.00 worth? You betcha!*Ken*

SFF UPCOMING EVENTS

- Dec 2009—NO MEETING
- Dec 2009— Don Coleman Invitational
- Jan 2010— SFF’s Bring What You Have Auction
- Mar 2010— Pig Roast 2010

Inside this issue:

| | |
|---|-------|
| Outing Reviews, Previews, Tournament & Program | 2 |
| SFF membership renewal form 2010 | 4 |
| Florida Council FFF Conclave Report | 5 & 6 |
| October Jim Swann Program Review | 10 |
| Member Articles | 11–13 |
| Fly Tying Bench Foam Grasshopper—Tiger vertregt | 14–15 |
| SFF Photo Gallery | 16–17 |

OUTINGS -REVIEWS & PREVIEWS *by Richard Oldenski*



November Outing - November 21, 2009 - Weedon Island

October Outing - He did it again! Our fearless leader, Ken Hofmeister, won the Carl Hanson Tournament and brought the trophy back to our club. Following Jim Swann's advice, he fished at Sargent's Park and caught 53 fish. The rest of us also caught fish, but we couldn't catch up to Ken. The club prize for the largest fish, however, goes to Woody Miller for an 18 inch Mudfish that almost bit off his thumb while being released. Kudos also go to the Tampa Bay Club for serving an outstanding lunch of chili, cornbread and a variety of toppings. You should have been there!

November Outing - The November outing will take us back to saltwater at the Weedon Island Preserve. The preserve actually includes several islands with miles of mangrove shoreline along Tampa Bay, Papy's Bayou and Riviera Bay. This is prime real estate for the snook, trout and redfish who inhabit and feed there. There is no boat ramp in the preserve, but boaters can launch from Gandy Boulevard and easily access the preserve from Tampa Bay. There is a canoe/kayak launch in the preserve, as well as a marked trail to guide us through the mangroves. Waders can wade the area near the canoe launch and fishing pier, or find more elbow room by wading Riviera Bay. Sweetwater Kayaks (727-570-4844) rents kayaks in the preserve for \$17/hr or \$40/ 1/2 day and \$56/ double 1/2 day. The preserve opens at 7:00 AM. Plan to get there early

as there is limited parking by the canoe launch. Lunch will be served at Noon at the picnic pavilion near the Natural History Center. Check out the maps shown at www.weedonislandpreserve.org. Maps will also be available at the meeting.

Recommended Flies for the November outing and Newsletter Reference for Instructions:

| | |
|---------------------------|----------------|
| Carl Hanson Glass Minnow | Dec 2006 p.5 |
| Clouser Minnow | Jan 2007 p.6 & |
| | Apr 2009 p.11 |
| Whatever Bend Back | Sept 2009 p.11 |
| Springer's Crystal Shrimp | Jan. 2009 p.7 |
| Ada Potato | May 2008 p.9 |

Future Outing Previews:

December - Don Coleman Invitational
and Chili Celebration
January 2010 - Pinellas point
February 2010 - Fort DeSoto

Fishing Tournament:

Snook - Ken Hofmeister - 22 inches
Bass - Woody Miller -16 inches
Sunfish - Joe Dail - 10 inches
Open Category - Woody Miller - Mudfish - 18 inches
Trout - Woody Miller - 18 inches

Program for the November 19, 2009 Meeting

Tom Schmuecker purchased Wapsi Fly, Inc. in 1973 and the company continued to tie flies for major companies and gradually increased the materials business. Growth came through expansion of fly tying material products. Most of SFF's fly tiers have used some Wapsi lead eyes, Marabou, Zonker strips, or Sili Legs in pursuit of our passion. Tom speaks to us about "What Happens When Your Hobby Gets Out of Hand." He'll also preview what's new in the field. This is a rare opportunity for SFF to learn from a legend.

Featured Fly Tyer for November

Tom Jones (no, not he of Delilah fame, this is our own Tom Jones of local culinary legendary fame) will demonstrate his own method of tying Clouser Deep Minnows. Tom will begin tying at 6:00 pm and he would like to help anyone who would could use some personal instructions in tying these flies. So bring your vise, tools and materials and join Tom in tying these very useful flies.

SUNCOAST FLY FISHERS – Information

NO DUES—NO NEWS

Suncoast Fly Fishers membership renewals are due annually at the September General meeting. SFF by-laws state that members who do not meet their financial obligation to the Club within 30 days of that date may be dropped from SFF membership. The treasurer has sent at least 3 personal e mail reminders to members who have not renewed. If you haven't paid your 2009-2010 dues by December 1, 2009 it will be assumed that you no longer wish to continue your membership with SFF and you will be removed from the membership list. This will be your last newsletter. To continue your membership, and continue receiving all the benefits this wonderful club offers including our monthly newsletter *On The Fly*, complete the 2009-2010 membership renewal form on page 4 and bring it to the meeting with your check or simply slip your check and membership renewal form into an envelope and address it to:

Suncoast Fly Fishers - Attn: Tom Gadacz - P. O. Box 40821 - St. Petersburg, FL 33743-0821

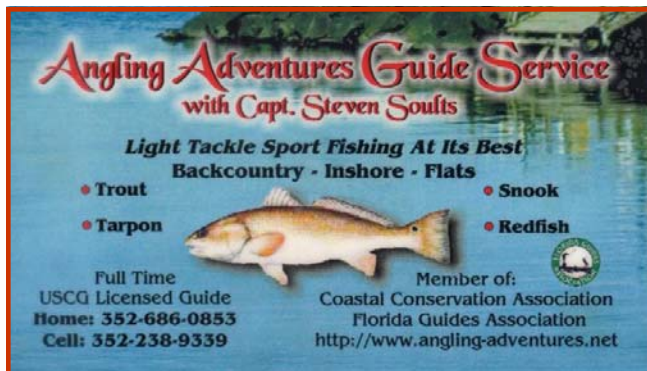
HELP WANTED *** HELP WANTED *** HELP WANTED

Unfortunately, Judd Sheets who has graciously volunteered his time and talents to edit the website for SFF for the past several years has reluctantly stepped down from that responsibility due to other personal demands that leave him precious little time to continue in that capacity. Thank you Judd for the terrific job you have done, keeping our first class website at such a high level of excellence.

We need a volunteer replacement to continue editing our website. You don't need to be a computer wizard to do this job. You do need to be moderately computer literate. The duties include monthly posting the newsletter, fly tying references, outing reports, events, some pictures, etc to the website. The technical aspects of managing the website will continue to be handled by our webmaster, Tom Anderson. You will need the software package "Adobe Contribute" to accomplish this task. If you do not have this software, the club will purchase it for you to use. If you think you would like to fill this position, please contact Ken Hofmeister at khofmeister@tampabay.rr.com or call him at 727-521-1637 or see him at the November meeting.

FLY TYERS

The 6:30 fly tying demonstration session prior to the meeting is a very popular feature. Members are always interested in new flies, different methods of tying old flies or just some well known fly that might not have been demonstrated in a while. Old tried and true patterns are new to new fly fishers and are very interesting to them. We need members who are willing to share their fly tying skills with their fellow members. If you would like to volunteer as a featured fly tyer, please see Myron Hansen at the meeting or call him at 727-393-5075.



Angling Adventures Guide Service
with Capt. Steven Soultis

Light Tackle Sport Fishing At Its Best
Backcountry - Inshore - Flats

- Trout
- Snook
- Tarpon
- Redfish

Full Time
USCG Licensed Guide
Home: 352-686-0853
Cell: 352-238-9339

Member of:
Coastal Conservation Association
Florida Guides Association
<http://www.angling-adventures.net>



Bill Jackson Inc.
Shop For Adventure

SPECIALISTS IN:
BACKPACKING
CAMPING
CANOEING
FISHING
HUNTING
IN-LINE SKATING
KAYAKING
METAL DETECTING
SCUBA DIVING
SNOW SKIING

9501 U.S. 19 North, Pinellas Park, FL 33782
St. Petersburg - (727) 576-4169
Fax: (727) 576-7579
www.billjacksons.com

SUNCOAST FLY FISHERS Membership Renewal Form

To renew your membership for 2009-2010 please complete this form and bring it to the meeting or mail it.

Suncoast Fly Fishers Membership Application

Name* _____ Date _____

Address* _____

City* _____ State* _____ Zip* _____

Telephone* (____) _____ E Mail _____

*This information is shown on the Membership List which is distributed to members only and is not used for commercial purposes. If you do not desire this information disclosed to members, please so indicate. The monthly newsletter, "On the Fly," is only distributed electronically. You may also obtain a copy from our web site: www.suncoastflyfishers.com

Suncoast Fly Fishers (SFF) membership categories (select one):

____ Regular Membership 1 year - \$15 (*September 2009-10*)

____ Family Membership 1 year (includes Member, Spouse and children under 18) - \$25

____ Business Membership 1 year (includes monthly business card newsletter ad) - \$100

Total amount due \$ _____. Please bring cash or a check payable to **Suncoast Fly Fishers** and bring it along with completed application to next meeting or mail form and a check to:

Suncoast Fly Fishers

Attn. Tom Gadacz, Treasurer

P.O. Box 40821

St. Petersburg, FL 33743-0821.

Amount received \$ _____. Date received __/__/____. SFF Treasurer _____

SUNCOAST FLY FISHERS FFF Florida Conclave 2009

By Tom Gadacz



SFF members at Fl Council FFF Conclave: clockwise from bottom center—Ken Doty, Tom Gadacz, Ken Hofmeister, John Craig and Woody Miller. Photo: Tom Gadacz See more of Tom's photos on page 6.

The Federation of Fly Fishers Florida Council had its 2009 Fly Fishing Show & Conclave on October 23-24 at the Ramada Celebration Resort in Kissimmee, FL. The conclave had seminars, outdoor casting field and pond, fly tiers (see photos on page 6), raffles, silent and live auctions, a Friday night pizza social and a Saturday night banquet. It was a great two days with too much to do. Many of the Florida and regional fly fishing greats gave seminars, tied flies or gave casting instructions. It was a great time to have a little extra cash or a healthy balance in your check book to pick up some bargains. A \$289 Renzetti vice was auctioned for \$170. An \$800 Sage rod went for \$375. These were just a few of the bargains at the silent and live auctions.

There were many vendors including Jim Swann, Tampa Angler Fly Shop, Mustad and Casting for Recovery which was staffed by Lily Renzetti (see photo on page 6). They donated a Renzetti vice for the silent auction.

SFF was well represented. President Ken Hofmeister had the honor of being in charge of the bucket raffles and auctions. He had assistance from Tom Gadacz, John Craig, Ken Doty, and Woody Miller (photo above). Ken Hofmeister is a board member of the Florida FFF Council and the second vice-president.

Pat Damico, Frank Rhodes, Tom Gadacz and John Craig assisted at the Project Healing Waters FF booth. We had our PHWFF-SFF poster on display as shown in one of the photos (see photo page 6).

Aside from helping Ken I had a chance to get some trout nymph tying tips from Misako Ishimura. She uses three or four types of dubbing material for the body and loosely wraps it around the hook shank. She spins marabou at the head. An important lesson learned was to make sure the fly is soft to minimize quick rejection by the trout. I also had a chance to get a few casting tips from David Lambert who changed my grip. I hope this will help.


The best news, I have saved for last. After practicing for years, achieving a certificate as a FFF Fly Casting Instructor, practicing for the last week in the local school playground, getting up at 5:00 AM on Saturday morning to get in a few more practices and finally after passing an oral exam and three hours of demonstrating his excellent fly casting skills in a 90 degree sun - **YES!!!!!!!!!!!!!!!!!!!!!!!!!!!!!!**

PAT DAMICO IS NOW A FFF MASTER FLY CASTING INSTRUCTOR

This is indeed a rare achievement and a certificate held by less than a hundred or so FFF members throughout the world. Our Suncoast Fly Fishers Club is honored to have Pat as a member. Pat was honored at the Conclave banquet.

CONGRATULATIONS PAT!!!!!!!!!!!!!!!!!!!!!!

FFF Florida Council Conclave 2009 photos



Top left: Lilly Renzetti Top right: SFF members Tom Gadacz, Pat Damico & John Craig and FFF's Fran Rhodes at the PHWFFF booth. Some of the notable tyers at the Conclave—Middle left: Tom Logan who arranged for all of the tyer demonstrators. Middle right: Craig Raindeau. Bottom left: Derek LeRoy and bottom right: Russ Hampton. All photos: Tom Gadacz

SUNCOAST FLY FISHERS Sports Dilemma by Myron Hansen


It was the first night of the World Series and this year's last night of dock light fishing with my canine fishing companion. Trout season was closing this week and one more trout, hush puppy, and slaw dinner was on the horizon. Ted, our cockapoo, (when you're through laughing, I'll finish my story) and I were having an uneventful evening. We were catching a lot of small trout, but we still had nothing for the table.

Then we came upon what appeared as a promising dock light. Large trout were roaming around the illuminated area. Ted hung his head over the rail of the boat anticipating a strike as I stripped line. When I began my back cast, I caught a glimpse of the occupant of the house that belonged to the dock. He was sitting just inside the large front window. I made a forward cast and started my retrieve. Almost immediately I hooked a large trout.


The occupant in the window jumped up and began yelling "GET OUTTA HERE" and gesturing wildly. I thought, 'Damn, another one of these possessive dock light owners just when I have the perfect trout on the line.' The occupant's behavior escalated and he began jumping up and down screaming. I was worried about what the guy would do next, but not worried enough to give up my fish.

As I lifted my trout from the water by the leader, the guy in the window screamed, "HOMERUN!" The trout made a final shake and fell off my fly back into the water.

Ted and I drifted slowly away from the light. Some nights are meant for fishing and others are meant for baseball. We made it home in time to catch the end of the game.



Spin Tackle
The Fly Guy
Capt. Pat Damico
2981 E. Vina del Mar Blvd.
St. Pete Beach, FL 33706
Tel: 727-360-6466
Web: <http://captpat.com>
Email: flyguy@captpat.com



JIM SWANN'S
Complete Fly Fishing Shop
Rods - Reels - Hand Tied Flies - Guide Service
Fly Tying Materials
Classes in Fly Tying and Casting
352-567-6029
13650 S. 98 By Pass
Dade City, FL 33525



MASTHEAD ENTERPRISES
Sailing Gear Specialists

Paul Silvermail
(727) 327-5361 or fax (727) 327-4275
1-800-783-6953
2201 1st Ave. S.
St. Petersburg, FL 33712
masthead@mastheadsailinggear.com
www.mastheadsailinggear.com

- ◆ Catalina Sailboats
- ◆ Com-Pac Yachts
- ◆ Malibu, Emotion, RTM Kayaks
- ◆ Used Sails
- ◆ Sailing Store
- ◆ Sail & Canvas Loft
- ◆ Ullman Sails

Mike Saputo
8490 W. Hillsborough Ave
Tampa, FL 33615

Full Service Fly Shop
Fresh & Saltwater
Fly Tying & Casting Lessons
Internet Catalog & Rewards Program

Tel / Fax: 813-374-2497
Email: Mike@TampaAngler.com

TheTampaAngler.com



SUNCOAST FLY FISHERS INFORMATION

Wading The Saltwater Flats With A Fly Rod and Random Thoughts From The Tying Bench By Don Coleman

Several months ago, we ran out of copies of this very popular and useful book by deceased member Don Coleman. With the original printing, SFF gave a copy of Don's book to all current and then new members when they joined the club. We have a new supply of these books; if you are a recent new member who did not receive a copy, please see John Rodgers at the meeting or call him at 727-278-4266.

Other members who would like an additional copy or non-members who would like a copy may purchase one for \$5.00. This book is loaded with excellent information and is a wonderful keepsake of a much missed member and friend of the club.

Federation of Fly Fishers (FFF) and Suncoast Fly Fishers (SFF) Dues

At initial membership dues are collected for both SFF and FFF. Since we (SFF) are a Charter member of FFF, all SFF members have to be members of FFF. After the initial dues you are responsible to directly pay yearly dues to FFF. The dues period of SFF and FFF may not coincide. We do not collect the yearly dues for the Federation (FFF). You will receive dues notification directly from FFF.

SFF dues are due in September. This is for the remaining months of 2009 and then through August of 2010. You are now notified that your SFF dues were due last month (September). Members whose dues are delinquent for 2 or more months may lose their SFF membership. See announcement and forms for renewal of SFF membership.

LOCAL FISHING GUIDES

Capt. Frank Bourgeois Offshore Hernando Cty
352-666-6234

Capt. Dave Chouinard, Tampa Bay 732-610-9700

Capt. Pat Damico, Tampa Bay 727-360-6466

Capt. Rick Grassett, Sarasota Bay, Charlotte Harbor, Tampa Bay 941-923-7799

Capt. Pete Greenan, Boca Grande and
The Everglades 941-923-6095

Capt. Ray Markham — Sarasota and
Tampa Bay 941-723-2655

Capt. Wayne Simmons Tampa Bay Area 727-
204-4188

Capt. Steve Soult, Nature Coast Area 352-686-
0853



Platinum Real Estate

Roger Blanton—Broker

We live in challenging times. However, investors now have the opportunity of a lifetime—make 15% ROI. Call to find out how.

Phone: 727-515-5247

Fax: 727-864-4950

E-mail: Roger.Blanton@hotmail.com

Website: PlatinumRealtyOfFlorida.com

"Never trust a man who doesn't fish"
(Teddy Roosevelt)

GOODYEAR • TOYO • COOPER • MICHELIN



727-822-3981

TODD MURRIAN

www.bobleetire.com

1631 - 4th STREET NORTH • ST. PETERSBURG, FL. 33704

Russ Hampton
Saltwater Synthetics

352-241-9210

352-408-2895 CELL

SW-FLIES@CFL.RR.COM

12035 BROWNS CANAL DRIVE

CLERMONT, FLORIDA 34711



SUNCOAST FLY FISHERS INFORMATION

SUNCOAST FLY FISHERS

Our Aims and Purpose

The Suncoast Fly Fishers are dedicated to sharing their total fly fishing experiences and to developing interest in fly fishing in both fresh and saltwater. We shall promote and teach both fly fishing and related subjects of fly tying, rod building, fly casting and knot tying.. Through collaboration, fellowship, conservation and sportsmanship, we will help members become more skilled, have more fun and be more productive in the sport. Suncoast Fly Fishers support the conservation of natural resources, boating safety and fishing regulations.

BENEFITS OF SUNCOAST FLY FISHER MEMBERSHIP

- Monthly membership meetings with outstanding local speakers on fly fishing, fly tying, rod building, marine conservation and exotic fishing trips worldwide.
- Free fly casting, fly tying & knot tying instructions.
- Monthly club outings in local fresh and saltwater locales topped off with top notch lunches and story telling of the day's catch.
- Joint outings with other clubs in Florida.
- Monthly electronic newsletters with local fishing and club activity information plus fly tying instruction sheets and color photos.
- A professional website with fishing reports, links, club activity photos etc.
- Club hats and shirts.
- Annual award winning Pig Roast with first class auction.
- Charter club of the Federation of Fly Fishers.
- Make new friends and find a fishing buddy for your next fishing adventure.

Suncoast Fly Fishers, Your Board Of Directors Working For You

Activities are at the heart of any successful organization. SFF's BOD has instituted the following Standing Committees to help us maintain a high level of activities that have proven to be popular with the membership and some new ones to fill a need as expressed through membership surveys. These committees are generally chaired by board members but you do not have to be a board member to fill that position. If you would like to volunteer to participate on any of these committees, please speak to any director.

Committees are as follows:

- Casting Skills - Pat Damico
- FFF Liaison - Pat Damico
- Fly Tying - Alan Sewell
- Membership - Pat Damico & Joe Dail
- Newsletter - Paul Sequira
- Outings - Richard Oldenski & Mark Hays
- Publicity - Roger Blanton
- Programs - BOD
- Project Healing Waters - Terry Kirkpatrick
- Raffles - John Rodgers & Tom Hummel
- Shows & Special Events - Woody Miller
- Web Editor - open

Capt. Dave Chouinard
8490 W. Hillsborough Ave
Tampa, FL 33615

Full Service Fly Shop
Fresh & Saltwater
Fly Tying & Casting Lessons
Internet Catalog & Rewards Program

Tel / Fax: 813-374-2497
Email: Dave@TampaAngler.com

TheTampaAngler.com



SFF October Program *by Bill AuCoin*

Jim Swann: How to win the Carl Hanson Trophy

Most fly fishers think there are two ways to get a fish back to the boat, reeling or stripping. They are wrong. There are three ways and when you want to win a head count tournament for your club, as fly strategist Jim Swann points out, you've got to know the third way.

Swann, former fly guide and tournament pro, master fly tyer, and owner of the Complete Fly Fishing Shop in Dade City explained the third way and other quantity, not quality tricks at October's Suncoast Fly Fishers Thursday meeting.

His presentation was just in time for a Saturday morning tournament, held yearly, against the Tampa Bay Fly Fishing Club on the Hillsborough River.

The question was, would the Suncoast Fly Fishers win back the Carl Hanson Trophy? They were motivated. Introducing the speaker, President Ken Hofmeister invoked club pride and testosterone to get the trophy back on our side of the bridge, reminding club members that 12 months earlier TBFFC had "kicked our butt." Well.

Swann spelled out what it would take to win.

Tip number one: Target stumpknockers, said Swann.

Tip number two: Head upstream, said Swann. "Look for narrow, look for deep, look for swift."

If you really want to fish the best spot, be careful. When logs in the river get to be a problem, you're in the right spot. That's where 10,000 hungry stumpknockers are waiting for a morsel. They are hiding (and dodging current) behind rocks and logs, and suspended in the center of reverse-current swirls.

Or, you could fish for bass. There would be "beaucoup" yearling bass in the slack water, Swann said. Beaucoup is French for lots of bass but not enough to win a head-count tournament like this.

Tip three. Tie on a popper to fool your competition on land but in the boat add an 8-11-inch length of mono to which you should tie a redhead/olive body nymph or a red/white wooly bugger. The bug becomes your indicator (and it will catch fish, too) but the swimming fly will be your bread and butter. By the way, don't mess with 4 pound-test mono. Sunfish will hit 10 pound test just as readily. Be a line watcher. If it does something out of the ordinary, set the hook.

But the real secret to winning a head count trophy, Swann said, is in how you retrieve a fish on the line. Do not put the fish on the reel and crank it in. Do not strip the line into the boat either. Use the third way, Jim Swann's this-is-war technique. (Swann was, after all, a B.A.S.S. tournament pro.). Set the hook then raise your arm and rod tip straight up, pulling the fish to the boat, then quickly use a two-handed strip to get all the line back to the side of the boat.

Finally, grab the leader. Remove and release the fish. Roll cast your fly line back out there. Be sure to put another mark on your tally sheet.

Jim Swann
Jim Swann's Complete Fly Fishing Shop
13650 S. 98 By Pass
Dade City, FL 33525
352-567-6029



Jim Swann at the vise. Photo: Paul Sequeira

Any Luck? By Pat Damico

How many times has another fisher asked you this question? How do you answer? A short, yes, or no, is usually not in order. It can be one of those rare days when almost anything works, but more frequently an accurate answer would involve considerable detail. “Caught three browns on a size sixteen blue wing olive,” tells us something, and could be an acceptable response. In saltwater, “A size one deceiver in white over chartreuse is producing,” would sound typical. Is this enough information to help the other fisherman get a start on a day of success? Is more detail needed?

Should the first response be, “Luck has nothing to do with it, they are just sipping, had to use a nine foot 6X leader with a downstream presentation without drag, the leader close to the fly better be under water, stay out of the water as much as possible and make a very soft delivery a few feet above where the fish is holding, a right hand curve cast with a reach upstream will help present the cdc pattern that they seem to want in the surface film; as you can see, I’m wearing camo clothes to blend in with the trees on the bank, any vibration will send them scurrying.” Huh? When did you last get a detailed answer like that? And if you did, you were probably wondering why you asked the question.

One of the attractions in fly fishing is the more I learn, the more I realize I don’t know, or a whole new series of interests is generated by a recent discovery. Fifty-five years of chasing fish with a long rod has made the sport more of a challenge that ever. When I first began, knowledge was not as readily available. A couple old wet fly fisherman took me under their wing and helped me get a start with some hand-me-down equipment.

Technical improvements in rods, reels, lines, leaders, and synthetic tying materials, are a few of the areas where we have seen an explosion of beneficial products to further fool a fish with a brain the size of a pea. The internet, books, and videos as well as personal instruction will give the beginner, or expert, a wealth of knowledge. Do we take advantage of this knowledge to improve our ability to catch fish, or are we in the same pattern of limited skill each time we venture out? Do we keep remembering the day when we could do nothing wrong, and hope it will re-occur? Or are we on a constant journey to improve our skills so that we become one of the ten percent who catch ninety percent of the fish? Do you have an attitude that I’m just out for the fresh air and catching fish isn’t important to me, or is that saved for fishless days?

Since I love all areas of fly fishing, I really enjoy this never ending journey. Recently, I spent a few weeks in my native Pennsylvania, doing some trout and bass fishing. As a saltwater inshore guide in Florida, I get a variety of clients who want to pursue the challenges of this type of fishing. Speckled trout, snook, redfish, tarpon, and jack crevalle are some of the species we target. Many clients have fished freshwater, and have little or no saltwater experience. While giving some clinics on the transition from fresh to saltwater fly fishing, I emphasize what some of the requirements are for success. I encourage questions and feedback, but usually have the impression from the audience that what I am telling them about success is something they are capable of doing. The moment of truth occurs on the bow of my flats skiff when their first sight fishing opportunity unfolds.

As a saltwater guide, who fishes mostly shallow inshore water, most of my contacts begin with a phone call, or an email. The growth of fly fishing has many new devotees who have varying degrees of experience and abilities. Fly fishers who have spent many years on the water can be well prepared for a trip, or can have poor preparation for a productive day of fishing depending on how well they have continued to grow in the sport. Unlike many other pastimes, age can be an advantage in fly fishing if we use our time wisely.

Capt. Pat Damico
St Pete Beach
727-360-6466
flyguy@captpat.com



Memories Of Days Gone By *by Mark Hays*

Remember many years ago when your dad came into your bedroom long before daylight, told you to get up and get dressed because today was the big day? Getting dressed was easy because you were so excited the night before you dressed before going to bed. Breakfast was something fast while Mom packed a lunch and Dad sipped hot coffee between drags on a cigarette.


This was the day you were going fishing on a boat. No docks, seawalls or muddy bank, but in a real boat! The car ride to the marina seemed to take forever. Short legs stretched straight out on a massive car seat, and no seat belts. Ours was a '55 Chevy.

The marina was an exciting place. The smells of salt, old bait and gasoline mingled in the air. Trailers backing down the ramp and grizzled, unshaven men carrying tackle down the docks, looking very serious as they went about their work. Here is where you meet the captain, usually a friend of Dad or Grandpa, or maybe an uncle.

With the sun starting to peek above the horizon, you are strapped into a life jacket and now resemble a Sumo wrestler from a Johnny Carson skit. "Just to keep the Old Lady happy", says Pop. "We can't come home without the kids", says the Captain. Forget the embarrassing life jacket, you are in a boat!

After 27 yanks and several words that you had better not bring home, the engine sputters to life and the Captain disappears in a cloud of blue smoke. With a clunk, the engine is in gear and we are off. Could there ever be anything better?

Have you ever had an experience like this? Was it hot, cold, or raining? It didn't matter; this was the time of your young life. You can relive this excitement; all you need is to slowdown and take the time like the old Captain did for me.



Well it is not quite the same as Mark described in his tale of his first fishing trip on a boat with his dad, but judging from the smile on Mark's nephew Adam, on his first fly fishing trip in a Ghenoe, this trip is just as memorable. That is Mark's brother Bill (and Adam's dad) in the background. Photo: Mark Hays

TRIBUTE TO A FRIEND *by Terry Kirkpatrick*

Dave Lewis was the owner of Performance Fly Rods. He spent half his year in his home state of Virginia and half in Montana, where he fished small streams in and around Yellowstone National Park. He was also a prolific writer and photo journalist. His writings about fishing and life among the small streams he loved can be found at <http://www.performanceflyrods.com/journals.html>. When he died of cancer, earlier this year, his passing was mourned by Internet linked fly fishers from England to New Zealand. I suggested we remember Dave's passing with a "virtual conclave." We'd each fish a small stream; the kind Dave loved, then report it back to the fly fishing list. This is my report.... Terry



Terry doing what he enjoys best, testing one of his latest hand planed creations. We only wish Alligator Creek looked like this!

My plan was simple. Shot a round of trap or two in the early afternoon, then fish Alligator Creek in the evening. Good plan. Except for the fact that was summer in Tampa Bay. Summer means late afternoon storms -- often thunderstorms that are not to be ignored. It was raining over Safety Harbor as I crossed the 49th street Bridge into north Pinellas County. I knew that I was going to get wet, but what the hell.

The first few drops hit the window as I was about half way across the bridge. I was tempted to say, "To hell with it," and go home, but I remembered when I was first really into fly fishing, in '88, I'd go out in this kind of weather. I've even been caught out in this weather in a canoe...

By the time I pulled into the parking lot at the Frisbee golf course, it was raining hard. I rigged my rod and headed for the water.

The rain increased.

I tied on a claret streamer and started plying the water.

The rain increased.

I had a hit -- then another. This time I had a good hook set and the fight was on. Within a few minutes I was releasing the little bass. He slipped out of my hand and I had to chase him across the grass to flip him back into the water.

The rain increased.

I worked my way up stream to the dam. A few more bites but nothing stayed stuck.

The rain was steady by this time. I couldn't see through my glasses, so I took them off. Now I could see, but not to change flies. I wiped them on my wet shirt. Now I could see smudges.

It continued to rain.

I started working my way down to the parking lot. A tree just reached right out and grabbed my fly! That tree swallowed the fly in one quick gulp! Damn fly eating trees. There ought to be a law.

It continued to rain.

I wiped my glasses on my --now-- soaked shirt and tried to pick out another fly. That turned out to be easier than trying to tie the fly on the tippet through rain streaked glasses.

The rain had slacked off a bit, so I tied on a small sponge spider and played the top water game. I had a few hits, but nothing really outstanding.

Except for the tree that grabbed that spider and swallowed it whole!

Clean the glasses, dig out the fly box, clean the glasses, pick out a fly, clean the glasses and try to tie it on the tippet, which had a few 'wind knots' in it by this time.

Next cast returned a little Bream, big enough to fit in the palm of my hand. I removed the hook and the fish slipped to the grass. A frantic game of tag followed before I finally got the little fish back in the water.

It started to rain again.

I had only a few more casts to go to reach the place where I'd be leaving the stream when the line suddenly went tight. Fight's on. Little 4wt against the little bass. Took a few minutes before I was able to get it up and into my hands and this time I got the fish back in the water without dropping it.

You know how it is... One more cast. Nothing. One more cast. Still nothing. One more cast.... Damn fly eating trees!

Okay. I get the message. Time to reel in and head for home.

Besides, it had started to rain.

Fly Tying Bench—Foam Grasshopper by Tiger Vertregt

During the season, a grasshopper pattern is one of the most useful flies in your fly box. There have been some excellent patterns developed but most of them are complicated and time consuming to tie. Tiger's Foam Grasshopper is simple and effective, and will work just as well for bass and bream as they do for trout.

MATERIALS:

- **Hook:** Size 6 bronze Aberdeen. (long shank)
- **Thread:** Danville flat waxed nylon in a color similar to the foam body
- **Body:** Triple layer foam. The body material is made of three pieces of foam glued together. I use spray adhesive to evenly coat one side of each piece of foam then sandwich them together and let dry. Leave about a ½ inch of what will be the top layer exposed. Cut the foam into strips 2 ½ inches long by ¼ inch wide with the exposed layer on the end. I like to use a ruler and razor to get an even cut.
- **Legs:** Medium round rubber legs. Leave two 3 inch strands of the leg together and tie an over hand knot at one end leaving ¾ of an inch on one side. Pull until it forms a right angle then glue. Repeat for other set of legs.






Foam Grasshopper—Tied by Tiger Vertregt Photo: Paul Sequira

TYING INSTRUCTIONS:

1. Wrap hook shank from eye to bend and back. Form a small thread head 1/8 inch from the eye.
2. Place the strip with the top of your body facing down with the layered portion just a hair back from the eye. Leave the body extending over the eye of the hook.
3. Secure by wrapping over the exposed layer of foam until reaching the eye of the hook.
4. Bring the thread back ¼ inch over the shank. Fold the foam back over the hook. Secure with thread to form the head.
5. Bring the thread back another 3/8 inch and tie onto shank to form the first segment
6. The next segment wrap is even with the bend of the hook but not attached to it.
7. Continue for two more segments making them smaller as you go.
8. Bring the thread back to the rear of the second body segment making an "X" on each segment.
9. Tie in the legs with the knot in the rear and bottom legs facing down.
10. Bring the thread forward to the head and tie down the front legs facing forward at an angle to the head.
11. Finish the fly by separating the front leg strands and cutting one of them off. Repeat on the bottom section rear legs. Trim to desired length.

Notes: This fly may seem complicated to tie but really is not that difficult. After step 5, I turn the hook around in the vice so the rear of the bug is facing out. This makes it easier to wrap the rear segments without the vice in the way. You can tie this in a smaller size with no problem, but you may want to use only two layers of foam for the body.

SFF Photo Gallery - Tiger Vertregt Designated Tyer



Top left: Tiger setting up to demonstrate the Foam Grasshopper
 Top right: these four pictures show steps that really need to be seen to better understand how the fly is constructed.
 Middle row left: a group of finished grasshoppers
 Middle right: the finished fly top and bottom views
 Bottom left: Some of the group watching and learning from Tiger and our guest speaker, Jim Swann
 Photos: Paul Sequira

SFF Photo Gallery— Carl Hanson Tournament 2009



To left: This year's winner Ken Hofmeister receives the Hanson Trophy from last year's winner Ted Janacek.

Top right: The crowd enjoyed a good lunch

Middle: The usual suspects line up for the obligatory SFF rogues gallery shot. Is that a bucket of fish soup Tom is holding?

Bottom left: It is rumored that Woody probably would have won this event if he hadn't decided to lip his outing winning big fish in the form of an 18" Bowfin. Seems like all the band aids on his fingers got in the way of tying on flies.

Photos: Ken Hofmeister

SFF Photo Gallery– More from the Hanson Tournament



Looks like everyone had a great time and another successful gathering of friends from the Tampa Bay Fly Fishing Club and the Suncoast Fly Fishers. Plenty of good food and lots of tall tales to tell. The smile on Ken Hofmeister's face tells us he is pretty happy with the days events. Photos: Ken Hofmeister

SUNCOAST FLY FISHERS

Club Officers

President: Ken Hofmeister 727-521-1637

Vice President: John Zientarski 727-391-1480

Secretary: Joe Dail

Treasurer: Tom Gadacz

Board of Directors

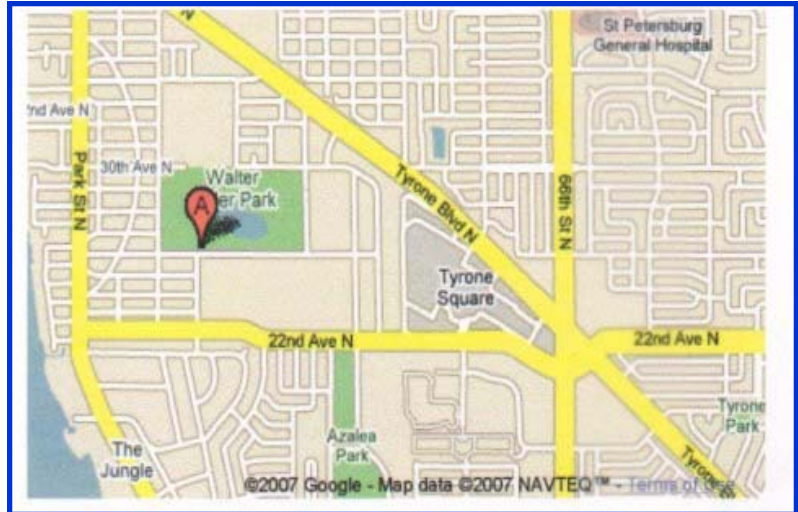
Roger Blanton - Pat Damico

Mark Hays - Richard Oldenski

John Rodgers—Alan Sewell - Paul Sequira

“On the Fly” is the monthly newsletter of the Suncoast Fly Fishers (SFF), a not-for-profit organization offering fly fishing and fly tying instruction to members and visitors. Club membership includes newsletter subscription. Send e-mail submissions to the editor, Paul Sequira

psequira@tampabay.rr.com



Next Club Meeting: November 19, 2009

Time: 6:30-7:00 PM Outdoor Activities & Fly Tying

7:00-8:30 Meeting & Program

Location: Walter Fuller Park

7891 26 Avenue, North, St. Petersburg, FL 33710

Program: Tom Schmuecker of Wapsi Fly, Inc. What Happens When Your Hobby Gets Out Of Hand

Featured Fly Tier: Tom Jones Clouser Deep Minnows

VISIT OUR WEBSITE

<http://www.suncoastflyfishers.com/>

Suncoast Fly Fishers

P.O. BOX 40821

St. Petersburg, FL 33743-0821