



The Prez Sez by Ken Hofmeister



WHAT DO I EXPECT FROM THE SUNCOAST FLY FISHERS?

In a recent meeting, a member asked me what I expected from Suncoast Fly Fishers. “What more do you want?” he asked. This is a fair question that deserves my clear and concise answer. Here it is!

First, here’s my philosophy of leadership. A leader helps a group identify where it wants to go and helps them determine how to best get there. A leader continues to see that members of the group have the resources, support, and assistance needed in order to succeed in the pursuit of the common goal.

So, that’s why I always read the SFF Purpose statement from the By-Laws before every meeting. That’s what we do—why we exist. You’ll notice a relentless focus on the SFF vision and values that SFF members communicated and confirmed 6-7-2007. That’s who we want to be and how we want to act.

Briefly put, we would promote and teach fly fishing, fly tying, rod building, fly casting, and knot tying. We will work with others through conservation and sportsmanship to become more skilled and productive having fun in this sport. We [aspire to be Florida’s leading fly-fishing club](#) where members have more fun and gain new knowledge and/or skill related to fly fishing at every meeting and event. Members, visitors, and innocent by-standers will accuse us of being [friendly, meeting member needs, and constantly improving](#).

OK, standing on that platform, I expect to personally get better at fly casting, fly fishing, knot tying, rod building, and having more fun catching more fish. Then, I will expect every member to constantly improve in the sport while having fun with friends. So, there you have it! The absolute drivers of my expectations for SFF are our purpose, vision, and values. Here’s the rub. . . [constant improvement](#).

Yes, I really do believe that we can constantly improve our people, processes, and product/service. Fortunately, many members share that belief. For example, Paul Sequira seeks to put out a better newsletter every month. Judd Sheets continues to improve our web site. Joe Dail keeps reminding us of what we said we wanted to be and do. Tom Gadacz keeps improving our financial procedures and even suggests how FFF can improve theirs. Mark Hays and Richard Oldenski keep trying for encores to splendid lunches. Pat Damico and helpers line up hordes of us and coach us to cast better. Ken Doty provides knot tying demonstrations after a big one gets away. Don Manning recruits for the Everglades outing as if it were something like fly fishing heaven. Alan Sewell keeps sharing his snook catching secrets while John Zientarski keeps stepping into the action to make sure we succeed.

Continued on page 2

SFF UPCOMING EVENTS

- April 24 & 25 Everglades Trip
- April 25th - Marine Quest Club participation
- May 1 & 2 - Boy Scout Merit Badge College

Inside this issue:

Outing Reviews, Previews, Tournament & Program	2
Everglades info, Pig Roast review & Marine Quest	3
FFF Conclave, Fly Boxes, SFF Shirts	5
FFF Montana & Chili Sweepstakes	8
Lords & Ladies Of The Fly –Pat Damico	9
Tying Bench—Clouser Minnow & Polarfibre Greenback	11/12
SFF Photo Gallery	13/14

OUTINGS -REVIEWS & PREVIEWS *by Richard Oldenski*



April Outing - April 18, 2009 - Lake Manatee

March Outing - Snook Haven lived up to it's name, as only snook were caught at our outing. Tiger Vertregt caught the largest snook at 22 inches. The weather and the Myakka River were beautiful, but we would have liked to catch more fish. We enjoyed a good time and a delicious lunch at the Snook Haven Lodge before heading home. You should have been there!

April 18, 2009 Outing - Although we're in a drought and the lakes are low, we've planned our April outing for Lake Manatee. This 1,800 acre lake was formed by a dam across the Manatee River. It claims to hold large mouth bass, sunshine bass and the usual collection of sunfish. There is an excellent boat ramp in the Lake Manatee State Park, with good access to the lake and water high enough to launch a boat. There is a \$4.00 per vehicle entrance fee, and boat motors on the lake are restricted to 20 horsepower or less. Another smaller more rustic ramp is located 3 miles up the river from the State Park. The water there is too shallow to launch a boat, although canoes or kayaks could launch

there. To get there, drive south on I-75 and exit at State Road 64. Head East on 64 and you'll see the park entrance on the left side about 9 miles East of I-75. Lunch will be served at the picnic area in the State Park at Noon. Sign up and get a map at the April meeting.

Recommended Flies for the March outing and Newsletter Reference for Instructions:

Spiders and Beetles	Feb. 2007 page 8
Mighty Myakka Minnow	July 2008 page 8
Little Brown River Clouser	July 2008 page 9
Most's Generic Bluegill Fly	Sept. 2008 page 6
Woolly Bugger	April 2008 page 8

Future Outing Previews:

May 2009 - Night Snook Extravaganza

June 2009 - Snook Along the Beach

Fishing Tournament -

This year's tournament starts with the April outing.

April 2009 Meeting Program

Can you attach a leader to a fly line with a nail knot or loop-to-loop connection? Can you tie at least two types of flies? Can you remove a hook that has lodged in your arm? If you can, you could qualify for the Boy Scout Fly Fishing Merit Badge. If you can't, you can learn how at the April club meeting when our members who are planning to teach the requirements for the Fly Fishing Merit Badge at the Boy Scout Merit Badge University will present a fly fishing clinic. The topics covered will include fly tying; lines, leaders and knots; first aid and conservation. Bring your fly tying materials, lines and leaders and questions about first aid. You'll be a better fly fisherman after this meeting. Scouts Honor!

Charlie Most will be our featured fly tyer during the 6:30 to 7:00 time slot and will demonstrate his Copper Head Bendback as featured in the Tying Bench section of last month's "On The Fly".

What Do I Expect From The Suncoast Fly Fishers*continued from 1st page*

Bill AuCoin keeps trying to involve more members in our shows while a cast of tiers and liars educate our publics. Pat Damico, John Craig, Terry Kirkpatrick launched a Project Healing Waters education program for vets and Richard Oldenski kicked off a Boy Scout Merit Badge College event on fly fishing. They involved others.

After every event we keep asking: "what was the best thing we did and why?" "What could we do differently and how?" That's how we constantly improve! We keep giving each other tips and feedback that promote growth. John Rogers provides a treasure trove of books, tapes, and magazines to help us get better at what we love to do.

Above all, we improve when everybody manages their agreements and contributes what they know and do to the overall success of SFF. Sure, we could be a good club if 20% of the members did 80% of the work. But we could be a great club if 100% of the members gave time and talent.

So—there is a survey in this newsletter (see page 4) that provides annual baseline data from which we celebrate progress and chart improvement. Members are asked to volunteer involvement on various committees. When you engage and share ideas—SFF wins! That's what I expect.**Ken**

SUNCOAST FLY FISHERS ACTIVITIES



Tom Trukenbrod with a typical Glades Mayan Cichlid Hofmeister photo

EVERGLADES SPECIAL OUTING

April 24-25 is when SFF launches the Everglades Extravaganza Special Outing in the canals West of Ft. Lauderdale. Currently 19 members have special rate reservations at the La Quinta Inn and Suites (Sunrise Sawgrass Mills). The fish are already trembling. Address is 13651 N. W. 2nd St. Phone numbers are 954-846-1200 or 800-531-5900. While the special rate has expired, La Quinta may still have some rooms available — ask for Gladys and tell her you are with the SFF group with Don manning as the coordinator. We'll meet in the lobby at 6:30 p.m. Friday and Saturday evenings for dinner.Ken Hofmeister

PIG ROAST A SUCCESS


Thanks to everyone who had a hand in the successful pig roast SFF fund raiser. John and Stacy Zientarski once again amazed us with their hospitality and ability to get the pig on the plate with trimmings. Jerry Yancey and Mal Brown, and Art Tassoni helped John Zientarski start cooking early Saturday morning. Captain Bob provided the perfect entertainment for the occasion. Al Pitcher chaired the auction committee composed of Pat Damico, Tom Trukenbrod, Charlie Most, Robert Fischer, Alan Sewell, and Mark Hays. This committee put some great stuff on the tables for silent and bucket auctions. Bill Jackson's gave us a great price on the kayak which was raffled off. Special thanks to all who tied flies and donated items for the auction. Tom Gadacz, treasurer, reports a preliminary figure of \$1,570.89 (all expenses not in).Ken Hofmeister

Editor's note ... See pictures on page 14 and many more on the website www.suncoastflyfishers.com

MARINE QUEST SFF BOOTH

Suncoast Fly Fishers will be staffing an educational booth at the Fish and Wildlife Research Institute April 25 from 10:00 a.m. to 4:00 p.m. The Florida Fish and Wildlife Conservation Commission has invited us to tie flies and educate visitors about the joys of fly fishing.

Members not going to fish the Everglades that weekend are encouraged to call Bill AuCoin at 727-528-0287 to volunteer to tie flies, tell the SFF story, or introduce people to fly casting. Norm Sande and Ron Kelly will be among those working the booth. Plan to join them.Ken Hofmeister



Norm Sande (left) and Ron Kelley (right) seen at a recent SFF event. Robert Fisher (middle) was also a volunteer that day. Hofmeister photo

SUNCOAST FLY FISHERS 2009 Progress Evaluation

YOUR RATING 1- TO 5+	CATEGORY	YOUR SUGGESTIONS FOR IMPROVEMENT
	PROGRAMS	
	NEWSLETTER	
	WEB SITE	
	OUTINGS	
	SPECIAL EVENTS (EVERGLADES/COLEMAN CLASSIC)	
	PIG ROAST/AUCTIONS	
	COOPERATION WITH OTHER GROUPS (CCA, FFF, FWC, OTHER CLUBS)	
	CONSERVATION/EDUCATION	
	CASTING SKILLS	
	FLY TYING/FLY FISHING SKILLS	
	MEETING FACILITIES	

Please rate Suncoast Fly Fishers 1-5 (with 5 being fantastic) in these categories. Add your suggestions for improvement beside any less than 5 ratings. Please indicate which standing committee you would be willing to serve on. **Program** __ **Outings** __ **Membership** __ **Casting Skills** __ **Special Events** __ **Fly Tying** __ **Raffle** __ **Auctions/Pig Roast** __ **Publicity** __ **Web Site** __ **FFF Healing Waters** __ **Newsletter** __ **Boy Scouts** __ **Conservation** __ **Education** __ **Other**

Thanks for helping SFF improve. *Ken Hofmeister, President*

SUNCOAST FLY FISHERS INFORMATION

THE FLY BOXES

Ever wonder what those two cigar boxes with flies in them were doing on the raffle table at our regular membership meetings? No secret. Here's the deal. Bring two flies and put one in each box. Get a ticket for every fly you bring. Winner of that fly raffle takes every fly in one box. The other box of flies goes into new member packets. Every new member has a few flies to get started with and our fly tiers get a greater variety of flies for their tackle box. Tyers, pitch in.Ken

SFF SHIRTS AND HATS

We still have a few of the 2009 edition of the SFF short sleeve shirts and hats. See Tom Gadacz at the meeting, there are a limited number of S, M, L and XXL left and a few more in the XL size. Shirt price is \$40.00 check or cash, just what you need to wear at the Marine Quest booth or your trip to the Everglades.Paul

FFF Florida Council Fly Fishing Conclave

I have been appointed by Council President Bill Gunn to set up and manage the first full-fledged Florida Council Conclave. I am now putting together the team of volunteers that will operate the various jobs of the Conclave and several positions remain to be filled. The Conclave will take place on October 23 -24, 2009 in Celebration, Florida (near Orlando). Members interested in participating should respond directly to me at 941-232-2960 or captpete@floridaflyfishing.com

It is vitally important that a successful Conclave be presented. The future of the Florida Council depends on bringing the services of the FFF to our members. The income from this conclave will enable us to do that very well. But everything depends on a high level of participation. If you would like to volunteer for any of these positions, contact me asap for complete details. Personally, I want to show the world that Florida FFFers are on the leading edge of fly fishing. It is our turn to prove we are the best fly fishers in the world.

Capt. Pete Greenan
2416 Parson Ln.
Sarasota, Fl. 34239
Cell/Office - 941 232-2960
www.floridaflyfishing.com
email: captpete@floridaflyfishing.com

Angling Adventures Guide Service
with Capt. Steven Soultis

Light Tackle Sport Fishing At Its Best
Backcountry - Inshore - Flats

- Trout
- Tarpon
- Snook
- Redfish

Full Time
USCG Licensed Guide
Home: 352-686-0853
Cell: 352-238-9339

Member of:
Coastal Conservation Association
Florida Guides Association
<http://www.angling-adventures.net>

Bill Jackson Inc.
Shop For Adventure

SPECIALISTS IN:
BACKPACKING
CAMPING
CANOEING
FISHING
HUNTING
IN-LINE SKATING
KAYAKING
METAL DETECTING
SCUBA DIVING
SNOW SKIING

9501 U.S. 19 North, Pinellas Park, FL 33782
St. Petersburg - (727) 576-4169
Fax: (727) 576-7579
www.billjacksons.com

SUNCOAST FLY FISHERS INFORMATION

FEDERATION OF FLY FISHERS

DUES NOTICES *by Joe Dail*

Club members are beginning to receive dues renewal notices from the Federation of Fly Fishers (FFF). Such dues should be paid directly to FFF, and you should NOT wait until Club dues are renewed in September. Since FFF memberships expire 12 months after they started, and all Club memberships expire at the same time (in September), the dues periods for the two organizations do not coincide, and it was decided that it would be simpler for the Club's volunteer treasurer, and that there would be less room for error, if members deal directly with FFF with respect to FFF dues. Accordingly, the Club collects FFF dues only from new members, which gives the Club credits toward incentive fly rods awarded by FFF to charter clubs for obtaining new members.



Platinum Real Estate

Roger Blanton—Broker

The opportunity of a lifetime. Investors—make 15% or more net ROI on your money. I'm doing it, you can too. Call to find out how.

Phone: 727-515-5247

Fax: 727-864-4950

E-mail: Roger.Blanton@hotmail.com

Website: PlatinumRealtyOfFlorida.com

"Never trust a man who doesn't fish"
(Teddy Roosevelt)

GOODYEAR • TOYO • COOPER • MICHELIN



727-822-3981

TODD MURRIAN

www.bobleetire.com

1631 - 4th STREET NORTH • ST. PETERSBURG, FL. 33704

FWC's Gina Russo Honored by Florida Guides Association

The Florida Guides Association recently honored Gina Russo as the Captain Phil Chapman Conservationist of the Year.

Russo is an environmental scientist with the Florida Fish and Wildlife Conservation Commission's (FWC) Division of Marine Fisheries Management.

Since starting her employment with the FWC in 2000, she has managed the division's angler outreach programs and the Stock Enhancement Research Facility at Port Manatee.

"Gina has built an effective, professional rapport with stakeholders," said Mark Robson, who directs FWC's Division of Marine Fisheries Management. "Her work ethic and hard work are great assets to the FWC and to Florida anglers."

The association presented Russo with a plaque for "exemplary dedication and outstanding service in education and outreach to Florida's anglers" during its March 1 annual meeting in Tampa.

LOCAL FISHING GUIDES

Capt. Frank Bourgeois Offshore Hernando Cty
352-666-6234

Capt. Dave Chouinard, Tampa Bay 813-374-2407

Capt. Pat Damico, Tampa Bay 727-360-6466

Capt. Rick Grasset, Sarasota Bay, Charlotte Harbor, Tampa Bay 941-923-7799

Capt. Pete Greenan, Boca Grande and
The Everglades 941-923-6095

Capt. Mike Homer, Tampa Bay 727-418-5005

Capt. Ray Markham Sarasota and
Tampa Bay 941-723-2655

Capt. Wayne Simmons Tampa Bay Area 727-204-4188

Capt. Steve Soult, Nature Coast Area 352-686-0853

SUNCOAST FLY FISHERS INFORMATION

SUNCOAST FLY FISHERS

Our Aims and Purpose

The Suncoast Fly Fishers are dedicated to sharing their total fly fishing experiences and to developing interest in fly fishing in both fresh and saltwater. We shall promote and teach both fly fishing and related subjects of fly tying, rod building, fly casting and knot tying.. Through collaboration, fellowship, conservation and sportsmanship, we will help members become more skilled, have more fun and be more productive in the sport. Suncoast Fly Fishers support the conservation of natural resources, boating safety and fishing regulations.

BENEFITS OF SUNCOAST FLY FISHER MEMBERSHIP

- Monthly membership meetings with outstanding local speakers on fly fishing, fly tying, rod building, marine conservation and exotic fishing trips worldwide.
- Free fly casting, fly tying & knot tying instructions.
- Monthly club outings in local fresh and saltwater locales topped off with top notch lunches and story telling of the day's catch.
- Joint outings with other clubs in Florida.
- Monthly electronic newsletters with local fishing and club activity information plus fly tying instruction sheets and color photos.
- A professional website with fishing reports, links, club activity photos etc.
- Club hats and shirts.
- Annual award winning Pig Roast with first class auction.
- Charter club of the Federation of Fly Fishers.
- Make new friends and find a fishing buddy for your next fishing adventure.

Suncoast Fly Fishers, Your Board Of Directors Working For You

Activities are at the heart of any successful organization. SFF's BOD has instituted the following Standing Committees to help us maintain a high level of activities that have proven to be popular with the membership and some new ones to fill a need as expressed through membership surveys. These committees are generally chaired by board members but you do not have to be a board member to fill that position. If you would like to volunteer to participate on any of these committees, please speak to any director.

Committees are as follows:

- Casting Skills - Pat Damico
- FFF Liaison - Pat Damico
- Fly Tying - Alan Sewell
- Membership - Pat Damico & Joe Dail
- Newsletter - Paul Sequira
- Outings - Richard Oldenski & Mark Hays
- Publicity - Roger Blanton
- Programs - BOD
- Project Healing Waters - Terry Kirkpatrick
- Raffles - John Rodgers & Tom Hummel
- Web Manager—Judd Sheets

Capt. Dave Chouinard
8490 W. Hillsborough Ave
Tampa, FL 33615

Full Service Fly Shop
Fresh & Saltwater
Fly Tying & Casting Lessons
Internet Catalog & Rewards Program

Tel / Fax: 813-374-2497
Email: Dave@TampaAngler.com

TheTampaAngler.com



FOUR DAY MONTANA FLY FISHING FOR TWO FOR \$20

The Federation of Fly Fishers is sponsoring a Sweepstakes Fundraiser for a 4 day-5 night guided fly fishing trip for 2 people at the Five Rivers Lodge in Dillon, MT. Lodging is based on double occupancy, and there will be two anglers per guide. Everything is included except tips, licenses, tackle, and alcohol. This is a \$5,300 value. There will be 15 winners, one drawn by each of the of the 15 FFF Councils on June 20, 2009. Trips may be taken during the 2009 and 2010 season.

BUT WAIT, THERE'S MORE:
Each winner will receive a \$1,000 travel stipend.

AND STILL MORE, Each winner will be entered into a drawing for a trip to Cinco Rios Lodge in Chile.

WILL THIS NEVER STOP?
Other prizes will also be drawn—rods, reels, and other gear!

IT KEEPS GETTING BETTER:
There will be free tickets for new members who join FFF (and SFF) at the regular rates and free tickets for the individuals who recruited the new members.

This fabulous deal is available if you purchase a Sweepstakes ticket for \$20 (or 6 tickets for \$100) and your ticket is one of the lucky 15 drawn. Treasurer Tom Gadacz and Secretary Joe Dail have a few tickets which they will make available at the membership meeting on April 16 and, if there are any left, at the May membership meeting.*Joe Dail*






Support the Federation of Fly Fishers and You'll be entered to win a 4 day, 5 night trip for 2 people at
Five Rivers Lodge in Dillon, MT
www.fiveriverslodge.com

- Each FFF council will draw a winning trip (15 trips) retail value \$5300.00
- Winners will also be entered into a drawing for a trip to Cinco Rios Lodge in Chile
- All winners will receive a \$1000.00 travel stipend.
- Other prizes will be drawn – Rods, Reels, and other Gear!
- All new FFF members will be entered in the drawing. Recruit a new member and you'll receive a ticket too!
- Proceeds will benefit FFF clubs, councils, and the national office.

\$20 = 1 ticket or \$100 = 6 tickets.
Winners will be notified by email.

Based on double occupancy, two anglers per guide, and availability. Tips, licenses and tackle not included. Trips may be taken during the 2009 & 2010 season. A minimum of 4000 tickets must be sold before winners are drawn. Federation of Fly Fishers is a 501c3 Non-profit organization
No purchase necessary, void where prohibited by law



The Fly Guy
Capt. Pat Damico

2981 E. Vina del Mar Blvd.
St. Pete Beach, FL 33706
Tel: 727-360-6466
Web: <http://captpat.com>
Email: flyguy@captpat.com

RUSS HAMPTON
Saltwater Synthetics



352-241-9210
352-408-2895 CELL
SW-FLIES@CPL.RR.COM
12035 BROWNS CANAL DRIVE
CLERMONT, FLORIDA 34711

LORDS AND LADIES OF THE FLY *by Capt Pat Damico*



What is my favorite saltwater fish to chase with the long rod? I'm often asked this question. I usually qualify it by saying, "Tailing redfish in shallow water, snook around lighted docks, or baby tarpon." The first two are more easily available, the last, continues to be a mystery. I have spent a lot of time searching areas for baby tarpon. Many times I am not successful; however I have some trips that have been spectacular. Very little has been published about these smaller silver kings. It seems that most authors want to keep the secrets to themselves. Through the years, my experience has narrowed the search to include several prerequisites for success.

Locating them and catching them are two different problems. If we limit our choice to fly fishing only, we have our work cut out for us. I know where there are several schools of smaller tarpon, up to thirty pounds, that are in the same area year around. The locations have the similar characteristics. They are bays that are away from the main body of water. The water temperature is a little warmer than surrounding locations, usually exposed to a lot of sun. A deep "hole" is usually present. My fish finder marks tons of small baitfish, probably glass minnows year around. Warmer water usually indicates a spring may be close to their home. A shallow water entrance may prevent large predators, sharks and dolphins, from getting in. They are here because they have a constant source of food, comfortable water temperature, depth, and safety.

Besides bays, rivers are the next location with some consistency. Remember, they can adapt to fresh water and will sometime be away from salt for the winter months. As temperatures cool, depth seems to become more important. The outside bend in a river is always deeper. If the average depth of a river is five or six feet and an outside bend has a fifteen foot drop, this will be a good place to look. In both bays and rivers, when they are seen rolling in deep water, they are generally not feeding, but taking advantage of their air breathing ability. If the water is somewhat brackish, or stagnant, the rolling will be more frequent. Quickly casting a fly to a rolling fish will occasionally result in a hookup, but I feel most feeding is done closer to the bottom than the surface. The one that takes the fly may be a companion to the rolling fish. They are rarely concentrated and will be spread over a large area. Dr. Aaron Adams, author of "Fisherman's Coast," suggests using a weighted Clouser with a sinking, or sink tip line to get your offering on the bottom where they are doing most of their feeding. If there is adjacent structures to their home, like a tree that has fallen in the water, cover the area with careful, well presented casts. Baitfish will generally use the tree for cover and tarpon will lurk nearby. This is one time that they will frequent the shallows. If presentations close to the surface are refused, use a weighted fly with a clear intermediate sinking tip fly line.

Fly selection will depend on the size of bait available. In warmer weather, I have seen them chase baits as large as four inches up to the surface in skinny water. Pencil poppers are effective when this happens. In colder weather, smaller flies are more productive. Keys type tarpon flies when downsized as small as size one work well. Expect to miss a lot of small tarpon. Unlike their bigger family members, small tarpon often swirl at the fly, resulting in "short strikes." A longer shank hook with a large gap will help. When stripping, eliminate slack by keeping your rod tip on the water surface and if you can't see the fly, watch the end of the fly line for the slightest hesitation. I've watched clients miss a take because of slack line many times, especially in brackish or tannin stained water. If seeing the end of your fly line is a problem in stained water, a one foot section of Orange colored Amnesia monofilament, the same diameter as your butt section between the leader and end of the fly line, will give you a strike indicator. This is a trick that I occasionally use when fishing for small mouth bass in rivers.

A recent kayak trip with Chrystal Murray put us into a concentration of very happy tarpon up to twenty pounds. Knowing how much I love to fly rod these juveniles, she contacted me and we ventured into a series of overgrown canals that were full of glass minnows and feeding fish. Our Ocean Kayak's provided our transportation as well as a fishing platform for our stealthy approach. I jumped many more fish than I landed due to the tight quarters and water laden structure. My new TFO, TiCrX eight weight fly rod was a perfect choice for our trip. This seven and a half, foot four piece rod really had a workout. Its small size made it easy to transport thru some tight spots where mangroves overgrew parts of our waterway. Casting was simplified in tight quarters because of its size. It had adequate backbone to, "put the screws," to the tarpon that ranged into the twenty pound class. My leader was the rod's length. Five feet of forty pound for the butt section and a thirty pound Mason monofilament tippet was all that was needed. A 1/0 standard cockroach, an all white keys design, and my bead butt baitfish pattern all seemed to work.

Depending on your location, it may take some effort to locate these mini silver kings. There isn't another fish that will give a fly rodder more of a challenge. The antics and commotion that begins when they feel the steel will make them your favorite too.

Capt. Pat Damico, a FFF Certified Fly Casting Instructor, charts fly and light tackle trips in Tampa Bay area and can be reached at 727-504-8649, or his website www.captpat.com.

Suncoast Fly Fishers Activities and Information

Additional information for Tom Jones' Polarfibre Greenback Minnow

See page 12 for tying instructions for the Polarfibre Greenback Minnow.

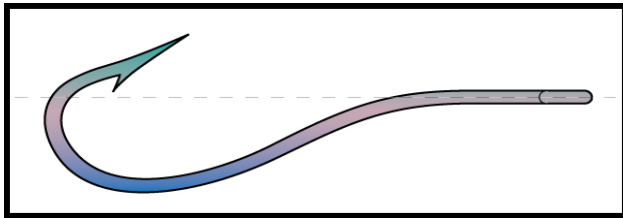


Photo No. 1 Proper hook bend above. Tom Jones photo

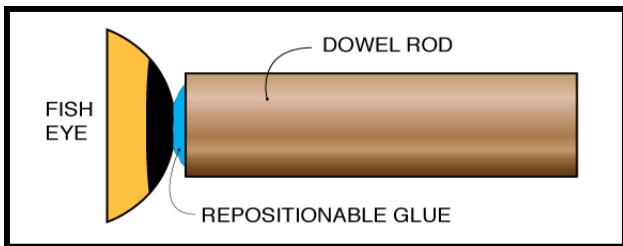


Photo No. 2 above: Tom Jones photo. Editor's note: In his demonstration at the March meeting, Tom used a push pin instead of a dowel. This can be clearly seen in the photo below.



Bill AuCoin photo

OUR SPONSORS


From all indications, Pig Roast 2009 was very successful and soon we'll know how much of a financial success it was for SFF. Much of any financial success we gain can be attributed to our business supporters and sponsors. You'll see their ads in "On The Fly". Please show them your appreciation by patronizing their businesses.Paul



MASTHEAD ENTERPRISES
Sailing Gear Specialists

Paul Silvermail
(727) 327-5361 or fax (727) 327-4275
1-800-783-6953
2201 1st Ave. S.
St. Petersburg, FL 33712
masthead@mastheadsailinggear.com
www.mastheadsailinggear.com

- ◆ Catalina Sailboats
- ◆ Com-Pac Yachts
- ◆ Malibu, Emotion, RTM Kayaks
- ◆ Used Sails
- ◆ Sailing Store
- ◆ Sail & Canvas Loft
- ◆ Ullman Sails

JIM SWANN'S

Complete Fly Fishing Shop
Rods - Reels - Hand Tied Flies - Guide Service
Fly Tying Materials
Classes in Fly Tying and Casting

352-567-6029 13650 S. 98 By Pass
Dade City, FL 33525

Mike Saputo
8490 W. Hillsborough Ave
Tampa, FL 33615

Full Service Fly Shop
Fresh & Saltwater
Fly Tying & Casting Lessons
Internet Catalog & Rewards Program

Tel / Fax: 813-374-2497
Email: Mike@TampaAngler.com

TheTampaAngler.com



Fly Tying Bench— The Closer Minnow *by Al Pitcher*

(Original Design by
Bob Clouser, Middletown, Pa.)

The original Clouser was developed in 1984 when Tom Schmucker of Waspsi Fly Co. sent Bob some metallic, “dumb-bell” shaped eyes, which he used to produce a weighted fly which gave the action of an escaping baitfish; and as they say, the rest is history. There are many variations of the original Clouser, but they are all essentially Clousers. This particular pattern was taken from “Saltwater Fly Patterns” by Lefty Kreh. I modified the pattern using Krystal Flash sandwiched between two deer hair layers. Also, I covered the hook shank with Lateral Scale to give it the appearance of a minnow body. This fly will sink fairly rapidly and is intended for deeper water use and around the docks at night for snook. You could alter the size of the hook and the hour glass eyes.



The Clouser Minnow, Al Pitcher photo

Materials:

- Hook: Mustad 34011 size #1
- Thread: Danville’s Flat Waxed Nylon; white
- Body: Hedron’s Lateral Scale, #1703
- Tail: Deer Hair; white and Krystal Flash; Black/Pearl
- Eyes: Hour Glass Brass Eyes; Small, 3/16 diameter. or Medium, 7/32”; your choice
- Glue: Fly Head cement, Hard as Hull head cement with acrylic polymers, Zap-a-Gap

Tying Instructions

Step 1: Mash the barb down and place the hook in vice, hook point down.

Step 2: Starting at the hook eye, lay down a base of thread back to the hook bend and back up to within approximately 1/2” of the hook eye. Tie in the eye using the figure eight wraps. Apply a small amount of Zap-a-Gap.

Step 3: Tie in a sparse amount of deer hair placing it along top of the hook shank, extending from just behind the hour glass eyes to approximately 2” behind the hook bend.

Step 4: Cut two or three strands of Krystal Flash and tie it, at its midpoint, just in front of the hook bend extending the length of the tail. Double back the Krystal Flash and tie off. Trim so that the flash is the same length.

Step 5: Repeat step 3.

Step 5: Lay down a good thread base ending up at the hook bend. Cut a length of Lateral Scale and tie in at the end of hook shank. Wrap the Lateral Scale up to just behind the hour glass eyes. Tie off the Lateral Scale and move the thread in front of the hour glass eyes.

Step 6: Make a nice clean head and whip finish. Take several wraps of red thread right in front of the hour glass eyes; whip finish. Complete the fly by adding several successive coats of Hard as Hull. This will give the Clouser Minnow a tough exterior for that big snook that will inhale it on your first cast.

Fly Tying Bench— Polarfibre Greenback Minnow by Tom Jones

If you are new to fly tying, this is a great first project because it is quick and easy. My first fly fishing success in salt water was with the Polafibre Greenback Minnow which I first learned to tie at Bill Jackson's. (I know this is virtual blasphemy but, in my experience, it beats the socks off Carl Hansen's Glass Minnow. To this day I still haven't caught a fish on any of the Glass Minnows that I tied and Carl, himself, approved.) Jackson's taught us to tie the Polafiber Greenback with a short shank hook with the point down. I have caught speckled trout at the edge of the grass flats with that model which you can find at this web page - http://www.illawarraflyfishers.com.au/flytying/polafibre_minnow.htm

This is my effort to make this fly more weedless and, while I have not yet tried it out, it looks very good in the water, as some of you noticed at the last meeting.

Materials:

- Hook: Mustad 3407 size 1 (custom bent)
- Thread: Black Nylon
- Eyes: Plastic eyes from Bill Jackson's, yellow-orange with a black pupil (This eye has a post on the back for inserting into a hole in a plug or popper body. Cut this post off.)
- Body: White & green Polafibre with Crystal Flash between



Polarfibre Greenback Minnow tied by Tom Jones.
Bill AuCoin photo

Tying Instructions:

1. Pinch the barb down and bend the shank by holding the eye end with pliers and pushing down on the hook with your finger (*Editor's note ...see photo No. 1 on page 10*). Secure the hook in the vise with the hook point up. This would be the best time to wrap the shank with lead wire if you want it to sink fast.
2. Attach the thread to the hook shank near the eye.
3. Tie on enough white Polafibre (on top of the hook shank just behind the eye) to represent the body of the size greenback you want. Secure with a couple of half hitches and a drop or two of thinned head cement.
4. Now, tie in about 4 strands of Crystal Flash and let them extend just beyond the Polafibre.
5. On top of that, tie on enough green Polafibre to represent the back of the size greenback you want. Secure with a couple of half hitches and a drop or two of thinned head cement followed by a whip finish.
6. Glue an eye on each side of the greenback and you're finished.

Eye Tips:

1. Sand or otherwise rough up the finish on the back side of the plastic eyes so that the glue will have something to stick to.
2. Make an eye holder to keep your clumsy fingers from getting into the glue and all over the fly. You can use a short dowel rod with a repositionable glue on one end for holding the eye to apply the glue and position the eye on the fly. (Use *Zig Memory System's 2 Way Glue*, available at Office Depot. After it dries it forms a soft, repositionable adhesive.)
3. Comb the Polafibre straight back on both sides until it looks the way you want. Lay the greenback down on the table. Position the first eye and press it in to make the glue mingle with the Polafibre. Then you'll need a pair of tweezers or drafting dividers to hold down the eye while you pull the sticky push pin off. Turn the greenback over onto several layers of something soft to accommodate the first eye and stick the other eye on.

Now, go fish! (*Editor's note: ...See more notes and pictures on page 10*)

Suncoast Fly Fisher Photo Gallery




Above: Gina Russo SFF's guest speaker at the March meeting discussing the red fish stocking program with Mark Hays and Rick Tripolino.

Above right: Gina Russo's red fish program was well received by SFF club members. Gina was recently honored by the Florida Guides Association. See page 5. Paul Sequira photos



Above: Tom Jones demonstrating his Polarfibre Greenback. **Middle:** The crowd pays rapt attention to Tom's tying instructions. Bill AuCoin photos **Bottom right:** clockwise - George Ross, Merit Badge Councilor for SW Florida Council BSA. discussing the Boy Scout Merit Badge program with Richard Oldenski, Terry Kirkpatrick, Alan Sewell and Myron Hansen. Paul Sequira photo

SFF Photo Gallery Pig Roast 2009



Top left: Tom Gadacz & Tom Trukenbrod signing in the guests. **Top right:** Our host John Zientarski shows the cooking crew Jerry Yancey, Art Tassoni and Mal Brown how its done. **Middle left:** Looking over the auction items, **Middle right:** Part of the crowd enjoying the good company. **Bottom Left :** Our 2009 SFF Vision and Values Award winner Tom Gadacz thanks the club for being honored.

Al Pitcher and Paul Sequira photos.

For many more Pig Roast 2009 pictures, go to www.suncoastflyfishers.com and go to the Events section.

SUNCOAST FLY FISHERS

Club Officers

President: Ken Hofmeister 727-521-1637

Vice President: John Zientarski 727-391-1480

Secretary: Joe Dail

Treasurer: Tom Gadacz

Board of Directors

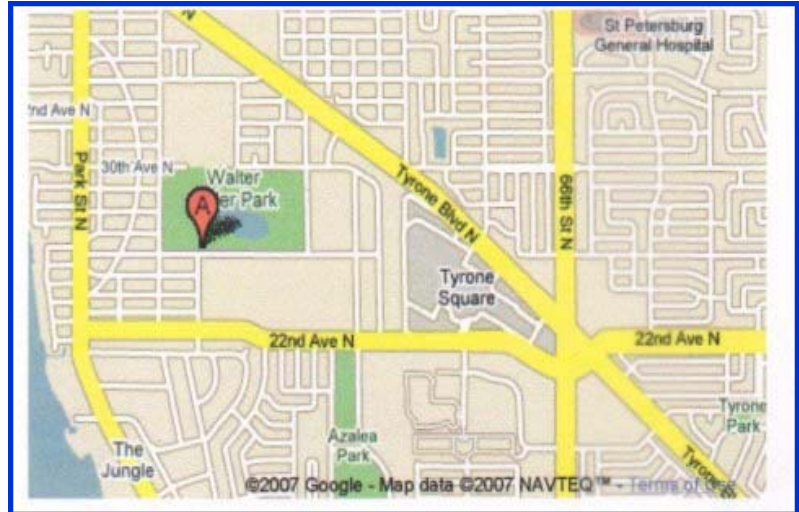
Roger Blanton - Pat Damico

Mark Hays - Richard Oldenski

John Rodgers—Alan Sewell - Paul Sequira

“On the Fly” is the monthly newsletter of the Suncoast Fly Fishers (SFF), a not-for-profit organization offering fly fishing and fly tying instruction to members and visitors. Club membership includes newsletter subscription. Send e-mail submissions to the editor, Paul Sequira

psequira@tampabay.rr.com



Next Club Meeting: April 16, 2009

Time: 6:30-7:00 PM Outdoor Activities

7:00-8:30 Meeting & Program

Location: Walter Fuller Park

7891 26 Avenue, North, St. Petersburg, FL 33710

Program: Boy Scout Merit Badge University Clinic

Featured Fly Tyer: Charlie Most demonstrating his

Copper Head Bendback

VISIT OUR WEBSITE

<http://www.suncoastflyfishers.com/>

Suncoast Fly Fishers

P.O. BOX 40821

St. Petersburg, FL 33743-0821