



Suncoast Fly Fishers

# On The Fly

## The Prez Sez *by Ken Hofmeister*



### SFF SHOW STOPPERS!

Tampa Boat Show and Florida Sportsman’s Show gave Suncoast Fly Fishers a chance to showcase talent, educate the public, and get out the SFF message. As a non-profit organization, we received a complimentary booth at the Tampa Boat Show at the Civic Center, and as a FFF charter club, we were given a free booth at the Florida Sportsman’s Show at the Fairgrounds.

We did “wave the SFF banner” and hand out a few cards and brochures at these shows. More importantly, we did “hook” a few new fly fishers, “catch” former fly-fishers, “release” a few to nearby Tampa Bay or Mangrove Coast clubs, and “keep” a few members that measured up to our lofty standards. Actually, if they could afford \$2.50 a month and find their way to Walter Fuller Park they met our requirements! Reminder to current members--\$15.00 annual SFF membership renewal is due now.

Booth visitors were impressed to learn that they got an award winning monthly newsletter, four Fly Fisher magazines, Don Coleman’s *Wading the Saltwater Flats With a Fly Rod*, and some free flies tied before their very eyes by SFF’s finest. Then we told them about the free lunches. Finally, we mentioned the free January casting clinic for members. Members talked about opportunities for working with Boy Scouts, Project Healing Waters, conservation and environment clean-up projects. Members explained our values of meeting member needs, friendliness, and constant improvement. Most impressive was the fact that new members got to learn how to fish new places, tie different fly patterns, learn better fishing techniques, and improve casting skills. All for \$30.00. Better still, they would make some new “fishing buddies.” Priceless! All we need to do now is to deliver on that offer! We’ll know how well we address their needs by how loudly they laugh and how broadly they smile as they join us in the fun of catching fish “on the fly.” Seriously, the big question is simply: “Are we having fun yet?”

A neat thing to see was the way SFF members bonded as they swapped fishing stories and showed each other how to tie “killer” flies. The laughter rose as the lies got bigger. Even the flies got larger as one vendor traded some hooks and plugs for some monster flies on a shark hooks. Fun was had by all. Since the Tampa Club booth was nearby, we had ample opportunity to build some friendly rivalry for the upcoming Carl Hanson Tournament on the Hillsborough River October 18. OK, we might have talked a “little trash” as we told them how much we looked forward to the event.

Mike Mazzo looked pretty good in the casting pond; but, he looked even better as he asked veteran FFF certified caster Charlie Most for a couple of tips to help a youngster learn to cast. John, a new SFF member from the Tampa Boat Show, found out how to cast further as Pete Greenan shared his expertise. Pete passed on tips to a number of our members. Impressive was the number of new SFF faces at the booth. We commend Bill AuCoin for scheduling a stellar crew. They included: Ken Doty, Charlie Most, Al Pitcher, Woody Miller, Mike Mazzo, Richard Oldenski, Greg Rogers, Jerry Yancey, Mark Craig, John Craig, Ken Hofmeister, and Mal Brown.  
.....Ken

### SFF UPCOMING EVENTS

- Dec. Don Coleman Invitational Ft DeSoto
- Jan. ‘09 Annual bring what you have auction
- Jan. ‘09 Casting Clinic with Pat Damico

### Inside this issue:

Outing Reviews, Previews, Tournament Results	2
SFF Aims & Purpose, SFF Committees, Dues Notice	3
Review Dr Adams Sept. Program—Shirts/hats orders	4
Mark’s Idaho Trip— Sewell Custom Rod Raffle	6
Gator Trout Love Shallows – Pat Damico	7
Tying Bench—Looking Good Shrimp & FLA Spoon Fly	8 & 9
SFF Pictures	10–13

---

## **OUTINGS -REVIEWS & PREVIEWS by *Richard Oldenski***



### **October Outing - October 18, 2008 -- Carl Hanson Memorial Tournament**

**September Outing** -Our first outing at 4th Street North was a success. A strong East wind kept us on the West side of the bridge in the calmer water protected by mangroves. Those who started fishing early caught fish. Once the sun came up we couldn't get the fish to bite, even though we combed miles of mangrove shoreline and chased schools of bait fish in the channels. Al Pitcher gets the prize for the biggest fish, a 17 inch snook. Over a tailgate picnic of sandwiches, bean salad and watermelon; we agreed that we had a good time. You should have been there!

**October Outing** -It's our turn to host the annual Carl Hanson Memorial Tournament with our friends from the Tampa Bay Fly Fishing Club. We will fish the Hillsborough River and the coveted trophy will go to whomever catches the most fish. Our club has held the trophy for the past two years, and we are not about to give it up. At our October meeting, Jim Swann will give us tips on how to catch plenty of sunfish and bass on the Hillsborough. You can fish anywhere along the Hillsborough River, but don't miss the award ceremony, eulogies for Carl Hanson and a fantastic lunch at Noon at the Temple Terrace Rotary Park, on Fowler Avenue. Get a map and sign up for a fishing buddy at the meeting, or call 727-345-8938.

Recommended Flies for the October Outing and Newsletter Reference for Instructions:

- Spiders and Beetles Feb. 2007 p. 8
- Woolly Bugger April 2008 p. 8
- Mighty Myakka Minnow July 2008 p. 8
- Little Brown River Clouser July 2008 p. 9
- Most's Generic Blue Gill Fly Sept. 2008 p. 6

#### **Future Outing Previews:**

October - Carl Hanson Memorial Tournament

November - The Clambar

December - Don Coleman Invitational

January 2009 - Pinellas Point

#### **Fishing Tournament:**

Snook - Tom Trukenbrod - 30 inches

Trout - Mark Hays - 20 inches

Sunfish - Don Manning – 10½ inches

Open Category - Tiger Vertregt – 26½ inch gar

---

### **HOW TO CATCH LOTS OF FISH ON THE HILLSBOROUGH RIVER OCTOBER 16, 2008 PROGRAM -- JIM SWANN**

Jim Swann is famous for lots of things. We know him as a valued SFF member who knows stuff about the Hillsborough River where he frequently guides clients. We also know that he donates neat items to the Pig Roast and that he made sure that our SFF monthly raffle is loaded for the next few months with great merchandise at fire-sale prices. Jim also happens to operate a fantastic fly fishing shop in Dade City. Between customers, he ties hundreds of flies for the heck of it. You'll see some of his fly tying prowess as he demonstrates his skills as our designated tier 6:30-7:00 p.m.

He'll have some of those flies with him as he tells us how to keep the trophy on this side of the Bay in the Carl Hanson Hillsborough River outing Saturday, October 18. Jim has done his best to educate our membership in past programs. Now, he gets even more specific as he shares a practical blend of experience and know-how with us. The reason we're hearing about "lots of fish" instead of "huge fish" is that the winner of the trophy is the fisher who catches the *most* fish that Saturday. ....Ken

# SUNCOAST FLY FISHERS INFORMATION

## SUNCOAST FLY FISHERS

### *Our Aims and Purpose*

*The Suncoast Fly Fishers are dedicated to sharing their total fly fishing experiences and to developing interest in fly fishing in both fresh and saltwater. We shall promote and teach both fly fishing and related subjects of fly tying, rod building, fly casting and knot tying. Through collaboration, fellowship, conservation and sportsmanship, we will help members become more skilled, have more fun and be more productive in the sport. Suncoast Fly Fishers support the conservation of natural resources, boating safety and fishing regulations.*

## SUNCOAST FLY FISHERS 2009 DUES NOTICE

Payment of SFF dues for 2009 were due in September. Please see Tom Gadacz at the October Meeting with your payment of \$15 for regular membership or \$25 for family memberships. Cash or personal checks made out to Suncoast Fly Fishers, Inc. are acceptable. You may also mail your checks to: Suncoast Fly Fishers, P.O. Box 40821, St. Petersburg, FL 33743-0821 Attn: Tom Gadacz

## FEDERATION OF FLY FISHERS

### *DUES NOTICES by Joe Dail*

Club members are beginning to receive dues renewal notices from the Federation of Fly Fishers (FFF). Such dues should be paid directly to FFF, and you should NOT wait until Club dues are renewed in September. Since FFF memberships expire 12 months after they started, and all Club memberships expire at the same time (in September), the dues periods for the two organizations do not coincide, and it was decided that it would be simpler for the Club's volunteer treasurer, and that there would be less room for error, if members deal directly with FFF with respect to FFF dues. Accordingly, the Club collects FFF dues only from new members, which gives the Club credits toward incentive fly rods awarded by FFF to charter clubs for obtaining new members.

## Suncoast Fly Fishers, Your Board Of Directors Working For You

Activities are at the heart of any successful organization. SFF's BOD has instituted the following Standing Committees to help us maintain a high level of activities that have proven to be popular with the membership and some new ones to fill a need as expressed through membership surveys. These committees are generally chaired by board members but you do not have to be a board member to fill that position. If you would like to volunteer to participate on any of these committees, please speak to any director.

Committees are as follows:

- Casting Skills - Pat Damico
- FFF Liaison - Pat Damico
- Fly Tying - Alan Sewell
- Membership - Pat Damico & Joe Dail
- Newsletter - Paul Sequira
- Outings - Richard Oldenski & Mark Hays
- Publicity - Roger Blanton
- Programs - BOD
- Project Healing Waters - Terry Kirkpatrick
- Raffles - John Rodgers & Tom Hummel
- Webmaster - Tom Anderson



"Never trust a man who doesn't fish"  
(Teddy Roosevelt)

## Platinum Real Estate

*Roger Blanton—Broker*

Please contact me if you are buying or selling residential, commercial or investment property. A full service real estate and mortgage company.

Phone: 727-515-5247

Fax: 727-864-4950

E-mail: Roger.Blanton@hotmail.com

Website: PlatinumRealtyOfFlorida.com

# Suncoast Fly Fishers Activities and Information

---

## SUNCOAST FLY FISHERS SHIRTS AND HATS

There has been a change in plans for the latest edition of SFF club shirts. If you had previously placed an order, you will have to reorder. Long sleeve, short sleeve and Tee shirts complete with embroidered SFF logo will be available at a very reasonable price along with new club hats. Alan Sewell will be taking orders at the October meeting. At that time, Alan will describe available shirt colors and prices.

## BOY SCOUT MERIT BADGE PROGRAM

At the October meeting, Richard Oldenski will discuss SFF's plan to establish a program to work with local Boy Scout troops to assist them in their endeavors to earn merit badges for fly fishing. Richard will discuss details of assistance needed from club members for support and resources. Areas to be covered with the scouts include leader building, fly tying, fly casting and other related fly fishing subjects.

---

## What Are They Eating Now? *By Bill AuCoin*

Aaron Adams, PhD: Are you asking yourself the right questions?

The key question a fly fisherman should ask isn't what do fish eat. It's better to ask what are they eating right now. Matching the "hatch" has more to do with where you are fishing than what you are fishing for.

Aaron Adams, Ph.D., marine biologist and avid fly fisher, drove this point home in his talk to Suncoast Fly Fishers at the club's September meeting. Are you fishing mangroves or seagrass? How big is the bait? Is the tide high or low? Is the grass continuous or laced with sandy areas. Every bit of information contributes to fishing success.

Adams is the author of two very important books for fly fishers and he gave members the major points, with lots of examples, from both. His first was *Fisherman's Coast – An Angler's Guide to Marine Warm Water Gamefish and Their Habitats*. His most recent book, which he autographed for SFF members, is *Fly Fisherman's Guide to Saltwater Prey --How to Match Coastal Prey Fish & Invertebrates with the Fly Patterns That Imitate Them*.

Every fishing expedition is a puzzle you have to solve. You need to know the basics. Fish eat. Fish eat what's available. Then solve for the conclusion, what is available to them right now?

Offshore fish chasing a school of bait to the surface may look like they're feeding on everything. Don't believe it. In a situation like this gamefish can be very picky, believe it or not. Watch the diving birds. What are they picking up?

If you're fishing an area of patchy grass it's helpful to know that redfish like to hide in the grass and nose up to the edge so they can ambush bait moving from one patch to the next as the tide moves in or out. It's helpful to know that

baitfish use these sandy lanes to move in and out with the rising and falling tide.

If the grass is continuous without sandy patches that's good. But it may be bad. It's good because this habitat holds lots of fish. It's bad, maybe, because you may have to put the fly inches from a fish's nose – quietly! -- so the fly will be seen.

One of the things that makes Adams' newest book so valuable to fly fishers is the juxtaposition of color photographs of baitfish, crabs and shrimp with the flies that best imitate them. I'm not telling.

Sometimes a book comes along and things start to make real good sense. ....*Bill AuCoin*

Dr. Aaron Adams is manager of the Habitat Ecology Program at Mote Marine Laboratory and the author of [Fly Fisherman's Guide to Saltwater Prey](#), available at [Amazon.com](#), and [Fisherman's Coast – An Angler's Guide to Marine Warm Water Gamefish and Their Habitats](#), also available for purchase on [Amazon](#).

## LOCAL FISHING GUIDES

Capt. Pat Damico, Tampa Bay 727-360-6466

Capt. Rick Grasset, Sarasota Bay, Charlotte Harbor, Tampa Bay 941-923-7799

Capt. Pete Greenan, Boca Grande and  
The Everglades 941-923-6095

Capt. Mike Homer, Tampa Bay 727-418-5005

Capt. Ray Markham Sarasota and  
Tampa Bay 941-723-2655

Capt. Wayne Simmons Tampa Bay Area  
727-204-4188



# Florida Federation of Fly Fishers Conclave *by Pete Greenan*

---

I have been appointed by Vice President Bill Gunn to set up and manage the first full-fledged Florida Council Conclave. I am now putting together the team of volunteers that will operate the various jobs of the Conclave. The conclave will take place in October 2009 in central Florida. Below are listed some of the committee chairmen I will be appointing with a brief description of some responsibilities. Members interested in participating should respond directly to me at 941-232-2960 or [captpete@floridaflyfishing.com](mailto:captpete@floridaflyfishing.com)

It is vitally important that a successful conclave be presented. The future of the Florida Council depends on bringing the services of the FFF to our members. The income from this conclave will enable us to do that very well. But everything depends on a high level of participation. If you believe you have a special talent for any of these positions, contact me asap for complete details. Personally, I want to show the world that Florida FFFers are on the leading edge of fly fishing. It is our turn to prove we are the best fly fishers in the world.

**Auction & Raffle** - This is the most heavily involved committee assignment. This individual is responsible for obtaining the items for the auctions and raffles that will assure the financial success of the conclave.

**Awards** - The Awards Chairperson is responsible for petitioning the clubs, Council Executive Committee members, and Council Directors, for nominations for awards to be given in a variety of categories.

**Casting Games** - The chairperson is responsible for establishing the criteria to be used in judging, is directly involved in conducting and scoring the casting contests, etc.

**Commercial Displays** - The chairperson of this committee is responsible for inviting the displayers, and to respond to inquiries by potential displayers. If space is reserved in the conclave facility for the commercial displayers, it is the chairperson's responsibility to assign it.

**Banquet** - Coordination with the host facility is an important requirement for a successful conclave. Coordination of the banquet including the anticipated number of meals to be served, banquet costs, and menu selection are also responsibilities of this committee.

**Fly Tying** - This committee is responsible for determining the number of tiers desired, and for inviting the tiers to participate.

**Hospitality** - This committee serves the needs of the individuals attending and participating at conclave.

**Outreach** - The conclave chair may elect to appoint someone to arrange the luncheon; however, all other activities are under the auspices of this committee.

**Membership** - Establishment of a membership booth or table in an area of high visibility. Solicitation of memberships to the national, regional, and/or local organization.

**Program** - This committee, in cooperation with the Conclave Chairperson, is responsible for determining the speakers during the conclave.

**Social Hours** - It may be desirable to conduct social hours at various times during the conclave.

**Publicity** - The Chairperson of Publicity works closely with the Conclave Chairperson for the purpose of publicizing the conclave within appropriate media and in drawing together information for the printed conclave program.

**Registration** - The Chairpersons involved with Registration have a major responsibility in providing a means of pre-registration as well as on-site registration at the conclave.

**Youth Activities** - This activity is generally hosted by one or two clubs working in cooperation.

Peter T. Greenan  
President - Fl. Council FFF  
Cell: 941-232-2960  
[captpete@floridaflyfishing.com](mailto:captpete@floridaflyfishing.com)

# Suncoast Fly Fishers Information and Activities

## JOKERS AND JACKS


OK, what do “Jokers and Jacks” have to do with fly fishers? Well, Alan Sewell built a slick 10 wt. rod with an FFF blank and donated it to Suncoast Fly Fishers. Naturally, he guarantees this rod to haul monster snook from under docks for your lifetime.

\$5.00 gets you one chance out of 52 to win this rod. Hurry! Hurry! There are only 29 chances left. Each chance is represented by a playing card on the raffle board. The card is cut in half and you retain half for your records and the other half goes in the bowl for the drawing.

I have a “joker” and a “jack” pinned on my calendar. One belongs to me. I feel pretty lucky. How about you? Bring your \$5.00 and take a chance at winning this rod—after you renew your SFF membership for only \$15.00 (September 2008-September 2009). .....Ken

---

## Tampa Boat Show by Tom Gadacz



Terry Kirkpatrick, Ken Hohmeister, Tom Gadacz, and Don Manning tying & lying.  
Photo: Tom Gadacz

We had a great time at the Tampa Boat Show with many members contributing

We all had a great time tying and chatting with many interested boaters who also had an interest in fishing. They ranged from several youngsters to experienced fly fishers who need to dust off their rods. We gave them our brochure and card with our web site. We also had interest from one of the security guards. Some seem to have a great experience and some were spin casters who are looking for a new challenge. All were invited to stop by any meeting without any obligation.

Fantastic time!!!!!!!!!!!! .....Tom

## Two Weeks With the Redneck Philosopher

By Mark Hays



Weidas Creek — Filled with native West Slope Cutthroat trout  
Photo: Mark Hays — more photos on page 10

August 28, 2008: I stepped off of the jet in Lewiston, Idaho. My luggage included two fly rods and a longbow. It seems that lately I have been sort of crabby and bored so for my 53<sup>rd</sup> birthday my wife, Marianne, purchased a plane ticket, and hunting and fishing licenses for Idaho.

My friend, Bruce Carlton from St. Petersburg, was already in Idaho and met me at the airport, 11:30 pm Pacific Time. After a short night's sleep, our first stop was the town of Orofino. The town motto is “Orofino, a nice little drinking town with a fishing problem”. No kidding! After purchasing groceries, we made the two hour drive up to Pierce where we picked up Cindy, Bruce's girlfriend and headed up to Elk Camp. Since this is not a hunting club, I'll spare you the details; suffice it to say temperatures were hot and there was a cool, inviting creek around every corner.

We spent three days drifting hoppers and caddis flies to very receptive and also tasty trout. Idaho is an incredible state. Camping takes place anywhere you choose to park your trailer or tent. The fish are gorgeous and much less sophisticated than in other western waters that I have visited.

The highlight of the trip was catching dozens of cutthroat trout in the west fork of the Clearwater River while wading around hundreds of salmon. If you ever have the opportunity to travel west, Idaho is a must see location. Take a month.

You are probably still wondering about the title of this piece. It happens that Bruce is a retired attorney and currently teaches ethics at St. Petersburg College. The only time in two weeks that I could not hear him talking was the short time I spent tumbling under water in a very swift Weidas Creek. When I surfaced I was glad to again hear his ramblings, ranging from the 10 principles of Socrates to the fine art of taking a dump in the woods. We truly had a great trip.

## Gator Trout Love Shallows *By Capt. Pat Damico*

---

If large trout are your target, this is the time of the year to get your fill. Season closings make this a catch and release fishery. Recent outings have rewarded us with several trout over four pounds. A lot of boats have been put away to await the spring warming trend. Those in the know are now enjoying some of the best fishing of the year. How can you increase your chances of finding a concentration of heavy trout? Big aggressive “yellow mouths” seem to have different characteristics than their smaller brothers and sisters. In order to pile on the fat, they must find a good source of protein, requiring little effort to harvest.

Finding schools of baitfish will lead you to these opportunistic predators. Besides baitfish, shrimp and crabs become an important source of nutrition. The 2005 red tide effects had devastated trout in some areas, while other waters harbor some very healthy trout populations. Clearer water is also one of the results of the prolonged exposure to the red tide.

Large numbers of smaller trout have been our reward when we start the day early fishing some deeper “holes” left at low tide. A few reds also seek this deeper water haven. As the tide starts to come in, the exposed flat, heated by the sun, will be a few degrees warmer. Depending on its location, a dark sun exposed flat away from direct wind can be at least eight degrees warmer than adjacent deeper water. A careful observer will see activity on this flat in the form of small baitfish looking for a comfortable place to seek food. Why do some flats have a lot of wading birds, while others have none? They eat the same things that fish eat. Skip the shallow water that is devoid of birds, and find a flat that is loaded with food. The fish that have been around awhile know where they are; you should too.

A diary that has entries after every trip is one of my most valuable tools. At the beginning of a new month, I review the notes made during previous years. This will give me a wealth of information not only where to fish, but also places to avoid. Every trip should begin with a plan of how to structure your day. Information you have entered in your own writing should contain weather, wind, water temperature, time of day, location, productive areas, as well as places that did not have fish. Flies that produced, depth fished and type of retrieve should also be noted.

In order to get to the shallows, you generally must cross deeper water. Probe these edges with a sinking tip line and weighted fly. A cut in the flat that leads to the shallows may be a migration route for fish. On more than one occasion I blew large fish out of such a place because I



was a little early and in a hurry. Be very stealthy, use a push pole or slow running electric, and make long casts. When fishing the holes, I generally use smaller flies. A floating line with at least a nine foot leader will be used in the shallows. Since I am targeting larger fish, I will use big flies, size one, or larger. Bulky dressing is not needed. Barbs are always mashed down so that a dehooker, or long nose pliers, can remove the fish while in the water without the need to touch it. Materials that undulate in the current with minimum stripping will produce. Deceivers of the soft hackle variety as recommended by Jack Gartside will work and cast easily. They will land with a minimum of surface disturbance. Brown over orange is one of my favorite winter combinations. Darker colors will duplicate baitfish, other than greenbacks, that are a staple of a large trout’s winter diet. A minnow type pattern will cover more water than a crab or shrimp fly. It is surprising how well a large trout is camouflaged. Sight casting to these big boys will have your knees knocking.

Most strikes will be very aggressive! In deeper water, they will often follow and take with a soft inhale. Not so in the shallows. I have often thought a large snook hammered my fly, only to have a gator trout as my reward.

If some of your trout spots have never produced large fish during warm weather, give them a try now. You might be in for a big surprise and a lot of excitement.

Capt. Pat Damico  
St. Pete Beach  
Email: [flyguy@captpat.com](mailto:flyguy@captpat.com)  
Web Site: <http://captpat.com/>

# Fly Tying Bench — The Looking Good Shrimp *by Al Pitcher*

---

In the August Fly Tying Bench column, Al Pitcher gave us the terrific Grass Shrimp pattern. This month Al has submitted another excellent shrimp pattern — “The Looking Good Shrimp”. If you missed Al’s recent tying demonstration of this pattern, the top and side view pictures will give you a better idea of what the finished fly looks like.

## **Materials:**

**Hook:** Mustad 3407 size #1

**Weight:** Black or gold brass Dumb Bell eyes; small to medium

**Thread:** Bronze Danville’s Flat Waxed Nylon or equivalent

**Carapace:** Shrimp Colored Craft Fur and two large grizzly neck hackles; you will only use the front part of the hackle

**Shell:** Shrimp Colored Craft Fur

**Body:** Medium Olive Pearl Chenille

**Antennae:** Root Beer/Pearl Flashabou Accent

**Eyes:** Two pieces of 40# monofilament with the tips burned and colored with permanent marker or purchased mono eyes, your choice

**Glue:** Head cement, Hard as Hull, and Softex

## **Tying Instructions:**

**Step 1:** Tie a good base of thread back to the hook bend and then back towards the eye until just short of the hook eye. Turn the hook over and tie in the dumb bell eyes using figure-eight-wraps. Add a drop of Zap-a-Gap on the figure-eight-wrap.

**Step 2:** Tie in a small bunch of the craft fur slightly before the hook bend making sure it stays on top of the hook shank. Allow about ½” to extend beyond the hook bend and 1½” to extend beyond the hook eye. Secure the craft fur to the remainder of the hook shank back to the hook eye. Trim the tip ends of the craft fur that extends beyond the hook bend at an angle.

**Step 3:** Tie in the mono eyes adding a drop of Zap-a-Gap to the thread that secures the eyes.

**Step 4:** Tie in one grizzly neck hackle on either side of the eyes splayed outward being careful not to draw the thread too tight because you can easily cut the quill.

**Step 5:** Tie in the chenille and wrap it back to the point you tied in the dumb bell eye.

**Step 6:** Pull the remaining craft fur down over the top of the chenille, towards the hook bend, forming a shell and tie off at the eye of the hook. Tie in about three strands of the Flashabou Accent doubled over at the hook eye.

**Step 7:** Now take a few more wraps to secure the material and form a head; whip finish, cut the thread, and apply Hard as Hull to the head.

**Step 8:** Pull the craft fur and the Flashabou Accent forward, and apply a thin coat of Softex on top of the material at the hook eye to ½” forward of the hook eye.



Above: Looking Good Shrimp — side view

Below: Looking Good Shrimp — top view

Tied and photographed by Al Pitcher





## Fly Tying Bench — FLA Spoon Fly *by Bob Burns*

“Cast it right against the needle grass, I almost always get one there”. I told my partner. As the fly fluttered to the bottom, an ominous shadow surged forward and slammed the little spoon-fly. “FISH ON!” cried Ed Maurer, my newest convert to spoon flies. “I saw it hit the water, then WHAM!” he shouted as he bobbed and weaved, the red battling him through the grass and oysters. Right in the corner of the mouth...I’ve never seen flies on circle hooks before” he commented as he slipped the fly from the over slot red.

I was looking for a fly that imitated the small crustaceans that inhabit the edges, oysters, and mangroves. Enter the spoon-fly. While there were several styles in various books and articles, nothing quite met my needs. So I started experimenting with different materials and ended up with something that really worked!

Tight lines! .....*Bob Burns*

### **Materials:**

**Hook:** #1 Owner light wire circle hook

**Thread:** Red

**Tail:** Craft Fur and black Krystal Flash

**Eyes:** 1/8” small lead

**Body:** Mylar material and 30 minute epoxy

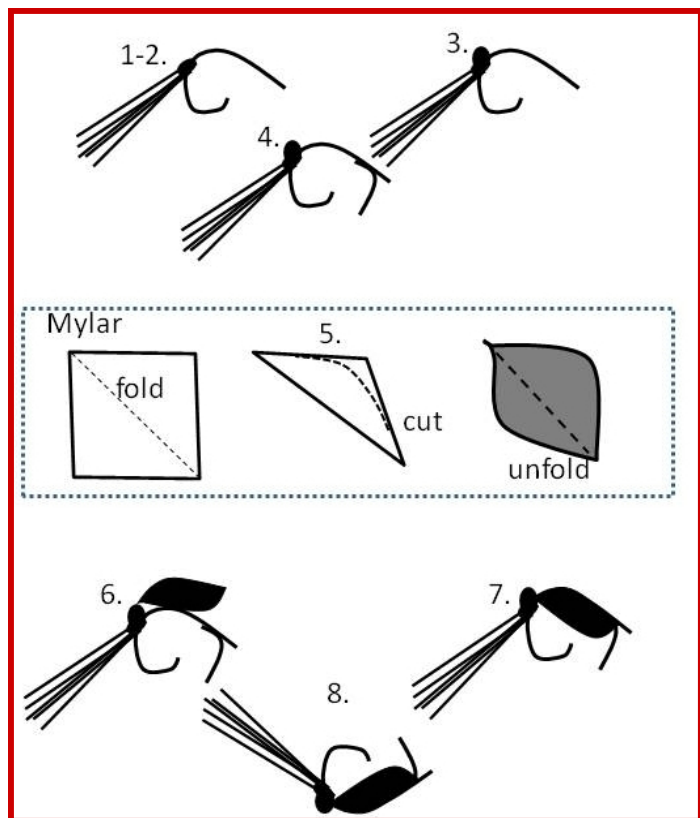
**Weed guard:** #20 Mason hard mono

### **Tying Instructions:**

1. With circle hook inverted in vise, tie thread one eye length back to the middle of the bend.
2. At the bend, tie in a clump of craft fur and Krystal flash.
3. Tie in the lead eyes.
4. Tie in the weed guard.
5. Cut the material. For mylar, it is best to cut into small squares and fold in half...corner to corner. Measure from the lead eyes to the eye of the hook. Cut off the tips of the “wings” to form the body of the spoon.
6. In front of the eyes, tie in one corner of the material, wrap thread forward and tie in front of tip of material.



FLA Spoon Fly: Text, photo and drawings by Bob Burns



7. Whip finish.

8. Coat body and eyes with 30 minute epoxy and turn until set.

# Suncoast Fly Fishers Photos





Left: Weidas Guard Station and Smoke Jumper's Cabin

Below: Mark and Bruce on the Pack Bridge over Weidas Creek

Below left: Mark & Bruce on Pack Trail over Weidas Creek

Below right: North Fork Clearwater River

Photos: Mark Hays





# Suncoast Fly Fishers Photos

Right: Judd Sheets, Alan Sewell and Richard Oldenski getting ready to slay them at 4th St.


Middle right: Myron didn't need the hemostats and John needed a Plan B

Middle left: Ken Hofmeister and another creation to rival the Potato (or is it another Potato?)

Bottom left: Tyers and Liars at the Florida Boat Show

Bottom right: Mike Maza shows a youngster how its done

Photos: Ken Hofmeister





# Suncoast Fly Fishers Photos – Project healing Waters



Left: SFF Club members helping the veterans catch some “big ones” at the Bay Pines lake.

Below Left: Ken Doty shows the Vets how to rig a fly rod

Below right: Tom Gadacz works with a Vet on the fishing outing at the Bay Pines lake

Photos: Ken Hofmeister





# Suncoast Fly Fishers Photos – Project Healing Waters



Left: John Craig coaching one of the Vets  
Middle left: Ken Doty unhooks a “big one” for one of the Vets  
Middle right: Terry Kirkpatrick, Les Scott and John Craig helping the Vets with their casting  
Bottom right: The SFF gang at Bay Pines gather for yet another mob shot  
Bottom left: Ken Hofmeister showing off a nice early morning dock snook  
Photos: Ken Hofmeister



## SUNCOAST FLY FISHERS

### Club Officers

President: Ken Hofmeister 727-521-1637

Vice President: John Zientarski 727-391-1480

Secretary: Joe Dail

Treasurer: Tom Gadez

### Board of Directors

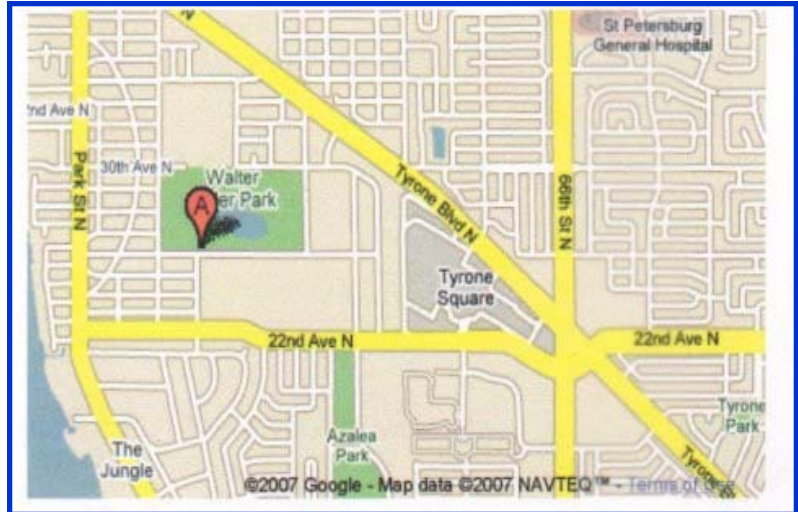
Roger Blanton - Pat Damico

Mark Hays - Richard Oldenski

John Rodgers—Alan Sewell - Paul Sequira

“On the Fly” is the monthly newsletter of the Suncoast Fly Fishers (SFF), a not-for-profit organization offering fly fishing and fly tying instruction to members and visitors. Club membership includes newsletter subscription. Send e-mail submissions to the editor, Paul Sequira

[psequira@tampabay.rr.com](mailto:psequira@tampabay.rr.com)



**Next Club Meeting: October 16, 2008**

**Time: 6:30-7:00 PM Outdoor Activities**

**7:00-8:30 Meeting & Program**

**Location: Walter Fuller Park**

**7891 26 Avenue, North, St. Petersburg, FL 33710**

**Program:**

**Jim Swann will entertain us and educate us on just how to catch fish in the Hillsborough River**

***VISIT OUR WEBSITE***

<http://www.suncoastflyfishers.com/>

***Suncoast Fly Fishers***

**P.O. BOX 40821**

**St. Petersburg, FL 33743-0821**