



# The Prez Sez *by Ken Hofmeister*



## SFF MEMBERSHIP EVALUATION SURVEY RATINGS AND BOARD MEMBER RESPONSE

**PROGRAMS: 4.3** SFF board currently decides on program presenters. We welcome member ideas.

**NEWSLETTER: 4.8** Congratulations to editor Paul Sequira. Thanks to Tom Gadacz, reliable back-up. Bill AuCoin has done some great meeting coverage. Member photos and stories are welcomed. Find back issues on the web, along with index of flies pictured and tying instructions.

**WEB SITE: 3.2** Thanks to Ken McKinnon for work on past web site. Applause to Tom Anderson for new expanded site. Check out new site at [www.suncoastflyfishers.com](http://www.suncoastflyfishers.com). It will blow you away. Judd Sheets will be maintaining site with help from others. Member photos and stories are always needed.

**OUTINGS: 4.7** Cheers to Mark Hays and Richard Oldenski for great lunches and coordination. Richard and Mark recommend sites and SFF board decides. Share ideas with any board member or officer. Outing report will include suggested fly patterns. Designed tiers will tie for upcoming outings.

**SPECIAL EVENTS: 4.6** Way to go Don Manning! Everglades trip is a winner. We'll plan for Shad fishing trip to St. John's River and a redfish expedition to Mosquito Lagoon in 2009.

**PIG ROAST: 4.8** Commendations to John and Stacy Zientarski for another success. Captain Bob's entertainment was appreciated along with Art Tassoni's coordination of auction items. Even more variety from a wider range of providers will be planned for 2009. Flies will be packaged for outings.

**COOPERATION WITH OTHER GROUPS: 4.4** We've really improved in this category since joining FFF. We'll send newsletters to other clubs and continue joint outings. Designated tiers from other clubs will be invited.

**CONSERVATION/EDUCATION: 3.9** We'll publish our clean-up ventures and continue to feature programs from marine conservation organizations, including law enforcement. Our work with project healing waters (disabled vets), Boy Scouts, and fishing shows will give us an opportunity to expand educational efforts.

**CASTING SKILLS 4.5** Captain Pat Damico and helpers led us to get better! Thanks. We'll continue to focus on clinics for women and youth. Booster shots before meetings will keep skills improving.

**FLY TYING SKILLS: 4.6** Thanks Charlie Most for fly tying 101. Our designated tiers have helped us improve, along with the fly tying section in On the Fly newsletter. We'll focus on upcoming outings in our fly tying roundtable and designated tier program.

**MEETING FACILITIES: 4.2** We like the space and lighting. Yes, we'll get a flag and try for name tags. We'll also post a sign that the soft drinks are complimentary in this public facility.

Overall, we're doing well on a 1-5 scale, with 5 being excellent. We can always improve as we benchmark with other clubs and incorporate "best practices." Members getting involved in committees and sharing suggestions will be a key to our continued improvement.

*Ken Hofmeister, President*

### SFF UPCOMING EVENTS

- August—Fly Tying Roundtable
- Sept.—Aaron Adams
- Sept. 5 –7 Tampa Boat Show

### Inside this issue:

Outing reviews, Previews, Tournament Results	2
SFF Aims & Purpose, SFF Committees	3
Review of Steve Gibson's Kayak Fishing Program	4
FFF Dues Notice, Casting Clinic Review, Items for Sale	5
Flies & Snook Under The Lights, Snookered	6 & 7
Tying Bench—Myakka Minnow & Little River Clouser	8 & 9
SFF Pictures	10 & 11

---

## **OUTINGS -REVEIWS and PREVEIWS** by *Richard Oldenski*



### **July Outing - July 19, 2008 -Anclote River**

#### **June Outing -**

Rainy weather tried to ruin our outing, but couldn't. We floated the Hillsborough River and caught fish. Intermittant sunshine and light showers kept us cool and the fishing hot. The heavy rain didn't hit until lunch time. The river was beautiful with only one or two downed trees that we easily crossed over or under. Due to the rain, there were not many other fisherman or boats on the river. The wild life, however, was active and we sighted otters, wild turkey and countless alligators. Robert Campbell caught the biggest fish, a 20 inch gar. Ken Doty deserves an honorable mention for catching 40 plus sunfish. For lunch, Mark Hays turned the meat leftover from the hog roast into barbequed drawn pork sandwiches, which we dispatched with expedition along with Southern style baked beans provided by Maryann Hays. You should have been there!

#### **July Outing -**

The Anclote River flows into the Gulf of Mexico between Tarpon Springs and Holiday, Florida. This estuary , with Anclote Key at it's western border with the Gulf, provides a habitat for a variety of saltwater fish. The area has three fishing venues: Anclote River Park, Anclote Gulf Park and Anclote Key. Boaters can launch from an excellent ramp at Anclote River Park to get out to Anclote Key. Waders and Kayakers can fish the river at Anclote River Park or fish the Gulf shoreline at Anclote Gulf Park. Lunch will be served at Noon at the picnic shelter at Anclote River Park.

To get there, take US 19 to Tarpon Springs. Turn left (West) on E. Tarpon Ave. then right on N. Pinellas Ave.

After crossing the Anclote River, turn left on Anclote River Road, which twists and turns until it arrives at Anclote river Park. You could also continue on N. Pinellas Ave and turn left on Anclote Blvd which leads straight to Anclote River Park. Anclote Gulf Park is a mile or so North of Anclote River Park on Baillies Bluff Road. Maps and the sign up sheet will be available at the July meeting.

Recommended Flies for the July Outing and Newsletter Reference for Instructions:

Carl Hanson's Glass Minnow - December 2006: page 5

Flip Pallot's Prince of Tides - October 2007; page 6

Paul's Bay Anchovy - October 2007; page 7

Enrico Puglisi Poly-Whitebait Fly - May 2007; page 6

### **Future Outing Previews:**

August - Alligator Lake

September - 4th Street North

October - Carl Hanson Memorial Tournament

November - The Clambar

December - Don Coleman Invitational

### **Fishing Tournament**

Snook - Tom Trukenbrod - 30 inches

Trout - Mark Hays - 20 inches

Open Catogory - Robert Campbell - 20 inch gar

---

### **JULY DESIGNATED TIERS**

Designated tiers for July will be Al Pitcher and Ron Whiteley. Al will be tying a gurgler and a grass shrimp pattern. He's been on an extended motor home tour where fishing opportunities were limited (mostly by weather). Grass shrimp and gurgler will work well on the Anclote River outing. Ron Whiteley, our program presenter, will be asked to tie his famous "Estaz Maribou" which will be a "go to" pattern for Anclote River as well. New fly fishers will find out what works and how to tie these gems.

### **JULY 17, 2008 MEETING — RON WHITELEY: "HOW TO CATCH FISH"**

Ron is a "Fisheries Consultant, Instructor" who is a FFF certified casting instructor. He ties great flies and has fished all over the place. In this program, he shares extensive experience related to actually catching fish. Visit Ron's website <http://members.aol.com/rnwhiteley/> for fishing reports, pictures and fly tying information.

# SUNCOAST FLY FISHERS INFORMATION

## SUNCOAST FLY FISHERS

### *Our Aims and Purpose*

*The Suncoast Fly Fishers are dedicated to sharing their total fly fishing experiences and to developing interest in fly fishing in both fresh and saltwater. We shall promote and teach both fly fishing and related subjects of fly tying, rod building, fly casting and knot tying.. Through collaboration, fellowship, conservation and sportsmanship, we will help members become more skilled, have more fun and be more productive in the sport. Suncoast Fly Fishers support the conservation of natural resources,*

## LOCAL FISHING GUIDES

Capt. Pat Damico, Tampa Bay 727-360-6466

Capt. Rick Grasset, Sarasota Bay, Charlotte Harbor, Tampa Bay 941-923-7799

Capt. Pete Greenan, Boca Grande and  
The Everglades 941-923-6095

Capt. Mike Homer, Tampa Bay 727-418-5005

Capt. Ray Markham Sarasota and  
Tampa Bay 941-723-2655

Capt. Wayne Simmons Tampa Bay Area  
727-204-4188

## Suncoast Fly Fishers, Your Board Of Directors Working For You

Activities are at the heart of any successful organization. SFF's BOD has instituted the following Standing Committees to help us maintain a high level of activities that have proven to be popular with the membership and some new ones to fill a need as expressed through membership surveys. These committees are generally chaired by board members but you do not have to be a board member to fill that position. If you would like to volunteer to participate on any of these committees, please speak to any director.

Committees are as follows:

- Casting Skills - Pat Damico
- FFF Liaison - Pat Damico
- Fly Tying - Alan Sewell
- Membership - Pat Damico & Joe Dail
- Newsletter - Paul Sequira
- Outings - Richard Oldenski & Mark Hays
- Publicity - Roger Blanton
- Programs - BOD
- Project Healing Waters - Terry Kirkpatrick
- Raffles - John Rodgers & Tom Hummel
- Webmaster - Tom Anderson

## Your Business Ad Here

A good way to help your club and advertise your business economically to fellow club members and other interested readers. Take a Business Membership and get a business card sized advertisement in every issue of "On The Fly". You provide copy ready advertisement. See Treasurer Alan Sewell or Secretary Joe Dail for cost.



"Never trust a man  
who doesn't fish"  
(Teddy Roosevelt)

### Platinum Real Estate

Roger Blanton—Broker

Please contact me if you are buying or selling residential, commercial or investment property. A full service real estate and mortgage company.

Phone: 727-515-5247

Fax: 727-864-4950

E-mail: Roger.Blanton@hotmail.com

Website: PlatinumRealtyOfFlorida.com

## Steve Gibson: Kayak Fly Fishing 101 by Bill Aucain

Steve Gibson, guide, journalist, fly fisher:

In a comprehensive presentation of images and bullet points decorated with engaging stories, the proprietor of [Southern Drawl Kayak Fishing](#) made a convincing case to Suncoast Fly Fishers June 19 to make the kayak our fly fishing vessel of choice.

We'll fish more water. We'll fish water that doesn't get hammered. We'll fish quietly. We'll catch more fish. Make your own decision. You can buy a sit-on-top kayak, a sit-inside kayak, an ocean-going kayak or a kayak/canoe hybrid. Try them all but you'll probably find that ocean style kayaks are fast and tipsy; sit-inside kayaks are too confining. Sit on tops are better and Gibson has a little fleet for customers. One customer could only fly cast about 20 feet but the honey hole was 25 feet away. "Just move five feet closer," Gibson told him. A kayak lets you do that. One time he positioned his kayak just off the beach -- no slap, no spook -- and proceeded to watch as 16 schools of snook swam by. He did more than watch, of course. After catching about 40, he stopped counting.

The guide's personal vessel is a hybrid, the 14.5-foot Native Ultimate. It combines stealth, interior room, launching flexibility, stability, lightweight and a slow drifting speed. Most kayaks, he said, drift way too fast for you to cast an area carefully and in a lot of times the current and wind make them drift so fast they spook fish before you see them. Gibson slides his 72-lb hybrid kayak/canoe on and off his SUV by himself. It's big enough for himself and all of his gear – paddles, tackle, fish finder sonar, sunglasses, camera, cooler, rods, rod holders, dehooker, lunch, water, pfd, noise maker, tiny anchor, dry towel, and a GPS that helps him reproduce successful drifts and steers him back to those hidden launch areas he favors.

He brings two other low-tech, make-the-difference devices. One is a stakeout pole that he slides through the scupper to stop the drift before overtaking tailing reds. You can make one from an old golf club. The other is backup anchor that originally was a 5-pound dumbbell. It's quiet, it's easy, and it doesn't collect muck like a mushroom anchor. Second in importance to your choice of vessel is your paddle. Go for the carbon fiber. It's light with thin blades that cut wind resistance.



Steve Gibson holding a fine example of his Mighty Myakka Minnow Photo Bill Aucain

One of the things that makes the kayak so terrific for fly fishers is its ability to fish big water or little water, salt or fresh, skinny or deep. Gibson does it all of course.

Sometimes nighttime is the right time. About that, there's one more thing he'd like you to know: if you fish lighted docks make sure your anchor is in the water and holding because -- you know this -- big snook can pull you and your 'yak under the dock. That could ruin a nice day.

[Southern Drawl Kayak Fishing](#): *We fish the saltwater backcountry from Tampa Bay to Pine Island Sound, targeting snook, redfish, spotted seatrout, tarpon and other species. In addition, we fish freshwater lakes and streams in southwest Florida for bass, bluegill, shellcracker, tilapia and exotics such as oscars and Mayan cichlids. We paddle the waters of southern Tampa Bay, Sarasota Bay, Roberts Bay, Little Sarasota Bay, Blackburn Bay, Lemon Bay, Gasparilla Sound, Catfish Creek, Whidden Creek, Matlacha and Pine Island Sound for snook, redfish, spotted seatrout, ladyfish, jack crevalle, flounder and others.*

Steve Gibson  
Southern Drawl Kayak Fishing  
2519 Wood Oak Drive  
Sarasota, FL 34232  
Home: (941) 379-2839  
Cell: (941) 284-3406  
Website: [www.kayakfishingsarasota.com](http://www.kayakfishingsarasota.com)

# Suncoast Fly Fishers Information & Activities

## FEDERATION OF FLY FISHERS

### DUES NOTICES *by Joe Dail*

Club members are beginning to receive dues renewal notices from the Federation of Fly Fishers (FFF). Such dues should be paid directly to FFF, and you should NOT wait until Club dues are renewed in September. Since FFF memberships expire 12 months after they started, and all Club memberships expire at the same time (in September), the dues periods for the two organizations do not coincide, and it was decided that it would be simpler for the Club's volunteer treasurer, and that there would be less room for error, if members deal directly with FFF with respect to FFF dues. Accordingly, the Club collects FFF dues only from new members, which gives the Club credits toward incentive fly rods awarded by FFF to charter clubs for obtaining new members.

## Casting Clinic, Ft. DeSoto Park, East Beach, Saturday, June 28 *by Capt. Pat Damico*

Seventeen members were present for our seventh casting clinic which lasted from 8 to 10:30. Assisting Pat Damico were Terry Kirkpatrick, Charlie Most and Mike Mazzo. Richard Oldenski had plenty of coffee, donuts and cold beverages to keep the participants fueled as they learned new skills and improved old ones. Beginners as well as advanced casters stood shoulder to shoulder at waters edge while instructors provided plenty of hands on personal attention. Written critiques by club members were all very favorable. Some comments: "Everything was good; do not change., Presentation was great!, Lots of new tips for me., Learned why my casts were inconsistent." All members are welcome, but new members especially should take advantage of this popular event.

### For Sale - For Sale - For Sale

One 10 weight St. Croix Legend Ultra, 2 piece with case; never used - \$300  
Also a 12 weight St. Croix Legend Ultra, 2 piece with fore-grip including case; never used - \$300  
Call Enver Hysni 727 504 4062

## A Note From The Editor *by Paul Sequira*

Well, I'm back. The first thing I want to do is thank Tom Gadacz for taking over the duties of getting "On The Fly" out these last two months. Tom did an excellent job of keeping us informed and entertained. The newsletter couldn't have been in better hands and we all owe Tom a debt of gratitude for his efforts. Thank you again Tom. This newsletter may be a little long because we have a lot to cover, so my apologies to those who might have a little longer down load time. Hope you all like it.

Tom Anderson has completed SFF's new website and it is really special. If you haven't visited our new site, don't delay any longer. [www.suncoastflyfishers.com](http://www.suncoastflyfishers.com) is the address.

## Fly Over *by Bill Aucain*

### Shouldn't we be on this list?

Even Gary, Indiana gets on this list of fly fishing capitals as reported by [Angling Trade](#) magazine. How about, "St. Petersburg-Clearwater is the snook fly fishing capital of America." Pass the word.

### These boots have holes in the bottom

Synthetic mesh boots originally developed for Navy Seals for "Over the Beach" operations have emerged as a big hit with wade-in anglers, cross-country hikers, hunters and others who get their feet wet. Main innovation? Tiny holes on the bottom let the water drain fast but stop pebbles, shells and even sand from entering. ([www.otbboots.com](http://www.otbboots.com))

### Leftyisms

[Ray Sasser](#) of the Dallas Morning News has a list of Leftyisms. Like, "I can teach any woman to cast as long as I'm not married to her."

### FOR SALE OR TRADE

"Robert Fischer would like to trade or buy a Loomis 9 wt rod. Willing to trade a Loomis or Thomas and Thomas 10 wt rod. Call 813-962-0185

### FOR SALE - FOR SALE

Sage 990 RPLX rod, System 2, 78 reel, with backing and line, plus a couple dozen flies. Everything in new condition. Call Capt. Jim Orndoff, Largo, 727-423-7080 Asking \$200 for everything.

## Flies and Snook Under The Lights by Capt. Pat Damico

As long as the water temperature remains above seventy degrees, it is now 84 where I fish; dock snook will readily take a well presented fly. Docks close to the passes are loading up with transition fish. The Tampa bay has a good snook population and the recent changes in regulations will only make large snook more available. Good fly rodding for linesiders is best when you can find a concentration of fish. Lights and their attraction for plankton, which in turn attracts bait fish, is a dinner bell for lazy predators. "Matching the hatch," has been most productive for me. The size of the fish they are pursuing is easy to determine by watching the frantic bait scatter when Mr. Snook makes his run. Select a fly that closely duplicates his forage and success is guaranteed.

Most of my fishing is from a Hewes Redfisher, equipped with a bow mounted Minn Kota. Not using an anchor, allows me to maneuver the boat away from the dock and structure quickly after setting the hook. Two experienced fly fisherman can fish at the same time and help one another when one is hooked. This is not a problem with small fish, but in the area I fish most fish are over 24 inches and every outing results in a few broken leaders as Hawgs head for the pilings.

Tackle requirements will vary with the size fish that will be encountered. A few years ago I spent a week in Naples and fished dock lights every night. I caught very few fish over 23-24 inches and used a 9 foot, 7 weight, with a floating weight forward line, most of the time. A 9 foot leader with a 20 pound shocker was more than adequate. Here I use a 9 or 10 weight, one with a floating and one with a sink tip weight forward line. 30 to 40 pound fluorocarbon shock tippets are used. If you want to use regular mono, I suggest Mason because of its stiffness and abrasive resistance. The extra investment in fluorocarbon for a shock tippet is well worth it.



*Capt. Pat with a beautiful dock light snook*  
Photo — Pat Damico

Check the tide charts and pick a night or early morning when you have maximum tidal flow. This is very important! If you don't have moving water, they will not be active. If a fast flow is just beginning, a feeding frenzy could be your reward. As you approach a dock, if you see fish actively chasing bait, you know you're going to have a bonanza.

Fly patterns that match the bait they are chasing will get results. I've thrown larger flies that look irresistible, but are refused. Ninety percent of the time a minnow imitation is used, occasionally a small shrimp pattern is preferred. The fly that was a hot item the last time out will not work tonight. Accurate casting is needed; a sloppy presentation will spook fish. If one or two snook are caught under one light, even though there are other fish present, a move to another area to let the fish settle will get them feeding again. I often fish an area where enough lights are present that only my electric is needed to move around. When using the electric, a constant, slow steady speed will not spook fish like frequent starting and stopping.

Night fishing makes normal function more difficult. Get very familiar with everything in your boat. Organize your fishing so that you can find what is needed without fumbling around and making noise. Remember, you are usually in someone's back yard. If there's a big noisy dog in the neighborhood, he'll be out on the dock letting everyone know you're there. Decorating a dock with flies and leaders is not the way to get an invitation back. Be courteous and quiet! If someone is on a lighted dock, I use my electric to get close and let them know how much I appreciate being able to fish there. You will be surprised at their reaction, and will often get more good information. Recently a dock owner said to me, "you should try Ted's dock over there, he has a lot of structure in front of his place."

Night fishing for snook around lighted docks is one of my favorite fly fishing pursuits. Give it a try, and see what you've been missing. The first time a big, mean snook grabs your fly and heads for the barnacles you will begin to adjust your sleeping pattern to allow more time for unbelievable excitement.

-- **C**olloquialism meaning to thwart or defeat. If defeat means not catching fish, then yes, I was snookered by snook during last months SFF outing. But I hardly felt defeated, and certainly not thwarted following a late-hours to wee-hours night of fishing for snook under lighted docks.

You see I have three reasons for feeling neither. Two of those reasons were boat-mates Ken Hofmeister and Joe Dail. The third reason is we found plenty of fish and I had my shots at catching them.

Ken and Joe are great company -- considerate, humorous, and enthusiastic -- and Ken found lots of fish and handled the boat just right for all of us to have our chances. And Ann Hofmeister also contributed to the outing with delicious pastries she baked.

This was my first effort at night fishing for snook, and as a teenager might say, it was totally adrenal! Casting a fly to easily seen fish ranging from five to 15 pounds is a turn-on of anticipation and apprehension that's impossible to describe.

We left Ken's dock before 10 p.m., and located fish in the first dock-lined channel we tried. They showed up clearly under a dock light and I was awed by the size of some of them. All three of us started casting, being careful and considerate not to have three lines in the air at the same time.

It must have been on Ken's second or third cast that he hooked and, after the usual rambunctious fight that just spells snook, landed a 26-incher. That was the only snook we caught, but Ken and Joe both noted that the fish didn't seem to be on the prod but just hanging around under the light. Maybe they were just waiting for the dinner bell to ring.

But that wasn't the end of the fishing. Joe got into the act but not with a snook! His fly, something small and white, landed near the edge of the light and a spotted trout struck. I wondered why he was messing with trout when we were fishing for snook but his response was to just catch another trout. Neither fish were particularly large but any fish that takes an artificial fly is a good catch.

I had my chance later at a different dock. I



Ken Hofmeister and his Snook Outing prize.  
Photo—Ken Hofmeister

was casting a white Seaducer and saw and felt a snook slash at the fly but it was only a momentary touch and I failed to hook the fish. Being visible, I may have struck too soon but who knows?

As a rank beginner at this sort of thing, you just have to try and find reasons (or excuses) why you got "snookered." Depth perception seems to go out the window when casting in the dark. I feel you can adjust to that if you do this often enough, but I did snag a couple of docks; one I pulled loose myself but the second needed Ken's help to untangle my leader from lawn furniture and the dock rail.

But I can see two major faults with my approach to this fishing. I feel the flies I used were too large. Both Ken and Joe were using smaller flies, and while the fish weren't all that active, they both caught fish. And this factor contributed to the second fault; my casts just made too much commotion when landing near those fish. Normally, the school solution would be to cast beyond or to one side of the fish but casting beyond fish that are back under a dock is difficult to say the least, and pilings were on both sides.

But while I may have gotten snookered, Ken and Joe helped make it a fun and exciting fishing experience. And there's no way to find fault with the fish. After all, they were there and really didn't owe me a darn thing.

## Fly Tying Bench — Mighty Myakka Minnow *by Steve Gibson*

---

This fly appeals to a variety of fish

The mighty Myakka Minnow was born out of desperation. When bluegill and bass are busting tiny minnows and you can't even elicit one hit, your brain begins to go into high gear.

I faced that situation many times on the Myakka River over the years. I knew the bass and bluegill were hungry and actively feeding, but I couldn't get them to hit any lure in my arsenal.

After a particularly frustrating outing, I returned home and immediately sat down at my fly-tying table and began working on a tiny minnow-like fly that might appeal to the fish when they're homed in on small baits.

Voila! I'm came up with the Myakka Minnow. The fly is easy to tie, easy to cast, rugged and apparently very appealing to fish.

Many fly-fishers have asked me about the fly.

Here's the recipe:

- **Hook:** Tiemco 5262 No. 12
- **Thread:** Fine mono
- **Tail:** marabou or Krystal Flash
- **Body:** Spirit River Bodi-Braid
- **Eyes:** 3-D prism eyes

Tying instructions: Tie in tail of marabou or Krystal Flash and clip desired length. Tie in Bodi-Braid and wrap length of hook, building up into a minnow shape. Add 3-D eyes, then coat body with Devcon Two-Ton epoxy and allow to dry. I have a fly rotisserie which allows me to dry multiple flies.

For panfish, small flies work well. However, you can tie Myakka Minnows on different size hooks to match the bait on which fish are feeding.

Over the years, I have caught snook, little tunny, redfish, spotted seatrout, jack crevalle, ladyfish, bass, shellcracker, speckled perch, Mayan cichlids, oscars and tilapia on the Myakka Minnow.

I have even caught barramundi on them. For large fish such as little tunny, I use No. 2 Mustad 34011.



Mighty Myakka Minnow tied by Steve Gibson  
Photo by Steve Gibson



Mighty Myakka Minnow with Krystal Flash tail  
Photo Steve Gibson



## Fly Tying Bench — Little Brown River Clouser *by Paul Sequira*

---

A couple of years ago on a club outing (it may have been on the Withlacoochie but my memory fails me on that score) Mark Hays noticed that the river was full of small dark colored minnows. He had some success with a streamer but it wasn't as successful as hoped. We spoke about this and that week after thinking about the events of the outing I put together a small brown over tan Deep Clouser Minnow in several sizes. I gave the flies to Mark and promptly forgot about them.

Well, at last month's outing on the Hillsborough River, Mark put those flies to work (at least the ones he had left) and he cleaned upon bass, bream, mudfish and gars. Mark only had two of them left, he cut the beat-up one from his leader and gave it to Ken Hofmeister and hung on to the last unused one in his fly box.

Dubbed the "Little Brown River Clouser" I tie this fly in two configurations, high water with lead barbell eyes and low water with bead chain eyes. Last month, the Hillsborough was in a low water condition and Mark fortunately had the low water, bead chain eye version which sink slowly and not too deep in his fly box. I also use a heavy wire 1X long hook in three sizes; the size of the bead chain and/or lead barbell eyes to match the hook size. The dressing for the "Little Brown River Clouser" is below.



Little Brown River Clouser From top—size 6, 8, 10  
Photo and tied by Paul Sequira

### Materials:

- **Hook:** Mustad 3906B sizes 6, 8, 10 or any similar heavy wire bronze hook
- **Thread:** 3/0 waxed nylon tan for under wing, dark orange for wing
- **Under wing:** Tan deer tail
- **Wing:** Fiery brown deer tail
- **Flash:** Copper Krystal Flash
- **Eyes:** - Low water: brass bead chain, extra small, small and medium
- **Eyes:** - High water: yellow lead barbells extra small, small and medium

### Tying Instructions:

Place hook in vise. Tie in thread with a jam knot approximately 1/4 shank length behind the hook eye. Make a small ball of thread at the rear of the tie-in point. With the hook right side up (point down), tie on bead chain or bar bell eyes directly in front of thread bump using a figure eight wrap. Place a drop of superglue or head cement on the thread after tying on the eyes.

With the hook still right side up (point down), tie in the under wing of the fly with a sparse bunch of tan bucktail. The wing should extend approximately half the length of the hook shank beyond the hook bend. Lash the bucktail down to the hook shank in front of and behind the barbell eyes. Tie off the tan thread with a couple of half hitches.

Turn the fly over so that it is upside down (point up). Attach the dark orange thread with a couple of half hitches. Tie in 6 to 8 strands of copper Krystal Flash using the fold-back method directly behind the hook eye. Trim the ends of this even with or slightly shorter than the bucktail. Do not trim the ends of the Krystal Flash even; you will get more sparkle if the ends are slightly different lengths.

Take a small bunch of brown bucktail and measure it along the hook shank so that it is equal in length to the under wing. Line up the tips up slightly and trim the butt ends even. Tie in the over wing of brown bucktail over the copper Krystal Flash directly behind the hook eye.

Wrap a neat tapered head, whip finish, cut the thread and the fly is finished. Give the head several coats of head cement.

# Suncoast Fly Fishers Photos



Tom Gadacz with a fine salmon on his recent Alaska trip.  
Photo—Tom Gadacz



Looks like Tom had some interested bystanders  
Photo—Tom Gadacz



Just for the halibut, how many fish sticks do you get off one of those? Photo—Tom Gadacz



No this isn't Alaska, it is Yellowstone Nat'l Park in June and a bit of a surprise to Sue & Al Pitcher Photo Al Pitcher



Another beautiful scene from the Yellowstone Nat'l Park. Photo—Al Pitcher




Pat Damico with a beautiful brown trout on a recent trip to Pennsylvania Photo—Pat Damico

# Suncoast Fly Fishers Photos



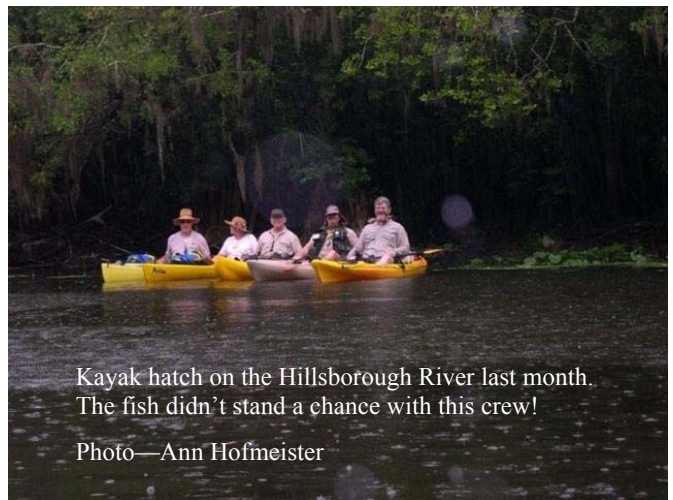
Joe Dail and Charlie Most discussing world events with the help of soda & potato chips. Photo—Ken Hofmeister



Is this conversation about bamboo rods, bluegills, bass or maybe Terry has pried some Steve's secret spots on the Myakka. Photo Bill Aucoin



Myron Hanson shows us the look of a happily retired man ready for a day of relaxation on the Hillsborough River at last month's outing. Photo Ann Hofmeister



Kayak hatch on the Hillsborough River last month. The fish didn't stand a chance with this crew!  
Photo—Ann Hofmeister

Tom Anderson and Paul Sequira discussing the virtues of digital photography and long lenses or was it the coffee and doughnuts from Dunkin's? Photo — Ken Hofmeister



## SUNCOAST FLY FISHERS

### Club Officers

President: Ken Hofmeister 727-521-1637

Vice President: John Zientarski 727-391-1480

Secretary: Joe Dail

Treasurer: Enver Hysni

### Board of Directors

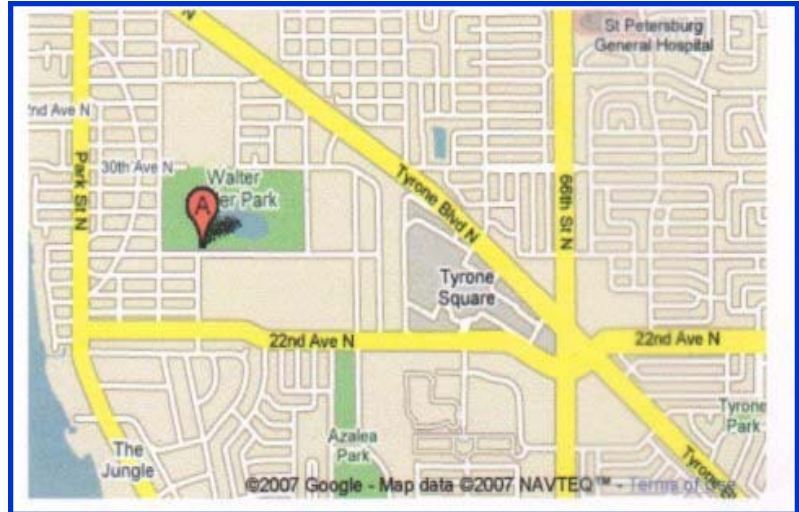
Roger Blanton - Pat Damico

Mark Hays - Richard Oldenski

John Rodgers—Alan Sewell - Paul Sequira

“On the Fly” is the monthly newsletter of the Suncoast Fly Fishers (SFF), a not-for-profit organization offering fly fishing and fly tying instruction to members and visitors. Club membership includes newsletter subscription. Send e-mail submissions to the editor, Paul Sequira

[psequira@tampabay.rr.com](mailto:psequira@tampabay.rr.com)



**Next Club Meeting: July 17, 2008**

**Time: 6:30-7:00 PM Outdoor Activities**

**7:00-8:30 Meeting & Program**

**Location: Walter Fuller Park**

**7891 26 Avenue, North, St. Petersburg, FL 33710**

**Program: Ron Whiteley will speak on “How To Catch Fish”**

**Designated Fly Tyers - Al Pitcher & Ron Whiteley**

***VISIT OUR WEBSITE***

<http://www.suncoastflyfishers.com/>

***Suncoast Fly Fishers***

**P.O. BOX 40821**

**St. Petersburg, FL 33743-0821**