

# On The Fly

*Newsletter of the Suncoast Fly Fishers of St. Petersburg*  
*Promoting fly fishing, fly tying, fly casting, and marine conservation in a family fun atmosphere*



*Everglades Canal Outing.  
Lots of catches, lots of fun  
Pages 11-12*

Suncoast Fly Fisher Ken Hofmeister died May 4. See pages 2 and 10



*Walt Durkin shared his secrets at the April meeting. Page 13*



*Beautiful April Outing South Sunshine Skyway. Page 9*

## Ken Hofmeister, Suncoast Fly Fisher, Rest in Peace



*Suncoast Fly Fisher Ken Hofmeister died May 4*

Ken Hofmeister died May 4 after an eight-year battle with multiple myeloma cancer.

Ken was a former president, board member, and enthusiastic participant in many outings and outreach endeavors of the Suncoast Fly Fishers. Most recently he served as secretary of the Florida Council of Fly Fishers International.

Ken's wife Ann asked President George Haseltine to let members know that Ken valued the "joy, fun, and fellowship" that the Suncoast Fly Fishers provided. She said, "This group has been so important to Ken and he loves you all deeply."

A memorial service was held Saturday, May 12 at Lutheran Church of the Cross in Shore Acres. Following the service family and friends, including many Suncoast Fly Fishers, gathered in the adjacent fellowship hall to express their sadness and support to his grieving family.



*Al Pitcher (l) and Ken at a Suncoast Fly Fishers meeting.*

Cancer took his life but his good friend Al Pitcher, who was with Ken frequently in recent weeks, said that Ken remained his upbeat, happy self until the end.

Al even arranged for a fishing excursion a week before he died. Ken, in his wheelchair, got to cast to fish in Tampa Bay on a beautiful, calm-water morning.



*A week before he died Ken fly-fished one last time while sitting in his wheelchair, which was secured to the boat.*



Al said, "Ken's spirit will live on through the many lives he has impacted both in the fly fishing community and elsewhere. Through Ken I came to know the true meaning of friendship. I will sincerely miss his attitude of positivity, his love for all things fishing, and most of all the man."



## *SFF President Letter – May 2018*

*“Hey Alan, what do you think of this fly?”*

We were sitting in his Gheenoe on a canal in the Everglades. The day was beautiful, no wind to speak of, no bugs and no intense heat. Perfect.

We had already caught many brim, Oscars, Mayan cichlids and bass. I wanted to change it up a bit, so I dug out this small brown Clouser with copper flash. I really didn't think much of it. I don't even know where I got it. Our members are so generous, anybody could have given it to me.

For some mysterious reason, you have to believe in the fly you're using or it just won't work. Alan looked closely and said “That's the way I would have tied it.” Immediately I felt better about it and cast it toward the shore.

**Bam!!, a Bass hit it with a vengeance!** He jumped a foot into the air, hit the water and headed for Cuba. I was using a two-weight rod (that Alan had built for me) with a 6# leader. What a hoot! It was great! I finally got him to the boat so we could look at him. It was a **peacock bass!**

Excited and therefore forgetting that I had only a 6# leader, I lifted him up enough to remove the hook, he gave one last surge of power and he was gone, fly and all. No picture, no proof except that we both saw it. He was only about 14” long, but really beautiful.

We decided at our Board Meeting on April 5<sup>th</sup> that we would make our Everglades trip an official club outing. At our meeting on May 3<sup>rd</sup>, we decided to name it the **Don Manning Everglades Outing** in honor of the man who finally convinced us that we should go there; and that he was not exaggerating when he claimed to catch hundreds of fish. Does anyone know how to contact Don's family to let them know?

If you missed the trip this year, start making plans to join us next year. It is a great experience. Ask all the questions you want. Let us help remove all doubts and fears.

Alan Sewell has volunteered to reserve rooms and plan the fish fry well in advance. He did a great job at the fish fry this year. Thanks Alan.

And, I always learn something new about our members. Did you know Kevin Goettel was a fireman in New York City? Way to go Kevin!

We have a lot planned for the remainder of the year. Fly tying opportunities like Marine Quest, the Florida Sportsman Expo, a fly casting carnival with a lot of fun activities planned, plus a fishing outing each month with lots of good food. Please get involved and help us to make this Club better and better.

*Never lose your sense of adventure*

*George*

George Haseltine, Proud to serve as President, Suncoast Fly Fishers 2016-2017-2018-2019

# Club Meetings, Outings, and More

## Thursday, May 17, Meeting

- Tie-a-thon meeting led by Myron Hansen
  - Bring materials to tie
  - Free pizza
  - New SFF fly boxes, hats for sale
- 

## Saturday, May 19, Outing

- Fort De Soto Park, Tierra Verde
  - Lunch at noon at Pavilion 6 at noon
  - Designated species is ladyfish. Shoot a picture of it.
- 

## Sunday, May 20, Fly tying lessons, East Lake Woodlands CC

- Suncoast Fly Fishers teach fly tying to country club members
  - Can you help? See Bob Burkard at the May meeting.
- 

## Monday, May 21, Introduction to Fly Casting with Tom Gadacz

- Egan Field, 9101 Blind Pass Road, St. Pete Beach, 6-8 pm
  - Free but the class size is limited so sign up. Call Tom at 727-363-9245
- 

## Thursday, May 24, Fly Tying with Bruce Evensen

- Meet up on the fourth Thursday of the month – May24 --at Bruce's home, 531 80<sup>th</sup> Avenue, St. Pete. Bring materials to tie two flies for June's docklight/beach outing.

### White Schminnow

- White maribou, white chenille or Estaz, mono eyes small to medium, 1 or 1/0 hook or similarly-sized circle hook.

### White Baitfish

- White EP Fibers, white or neutral Steve Ferrar's Flash-Blend to be mixed together, Pearl Flashabou, 1/0 short shank hook or circle hook, 3-D Red Eyes, UV Epoxy to put on head and eyes.
- 

## Thursday, June 21, Meeting

- Tie-a-thon meeting led by Myron Hansen
  - Free pizza
- 

## Saturday, June 23, Outing

- Dock Light Fishing
  - Extended fishing hours plus green light for beach fishing, too.
  - Meet for breakfast Sunday morning
- 

Suncoast Fly Fishers  
of St. Petersburg



### Monthly Meetings:

Third Thursday of every month (except December) at St. Pete's Walter Fuller Park Rec Center, 7891 26th Ave. N. 6 to 8:30 pm. Guests are welcome.

### Monthly Outings

The Saturday after the third Thursday of every month in different locations, saltwater and freshwater, with a picnic lunch (usually) at noon.

### Membership

Suncoast Fly Fishers currently has 121 members including 18 family members and 5 honorary members. Annual dues are \$15, payable in September.

### FFI Charter Club.

Suncoast Fly Fishers is a charter member club of **Fly Fishers International**. A charter club of FFI is one in which all club members also join FFI as individual members. Annual dues are \$35. Seniors \$25. SFF is a member club of the **Florida Council** of the FFI.



## Club Meetings, Outings, and More

### Late June, FWC Youth Conservation Center, youth fly casting instruction

- One day in late June TBD
- Two-hour fly casting session
- Contact Tom Gadacz

### July 31-August 5 – Still room for the expedition to **Zups Fishing Outfitters Resort** on Lac la Croix in Ontario. Point man: Mike Simmons. See Mike's note below.

- “As far as members are concerned it’s only me and Bill Scarola. We will be going into Canada on July 31 and will fish that evening and the next four days before coming home. Bill is flying into the Duluth airport where I will be picking him up. There is still room. In fact, one more would help with number of boats. Right now we have an odd number which means fishing three to a boat or alone. If interested they can get in contact with Zups Resort dot com and tell them you want to be included in the Simmons party or get in touch with me and I can make arrangements and or answer any questions they may have.” Email Mike at yankee3047@yahoo.com



Mike Simmons with a Lac La Croix smallmouth bass.

### On the Horizon...

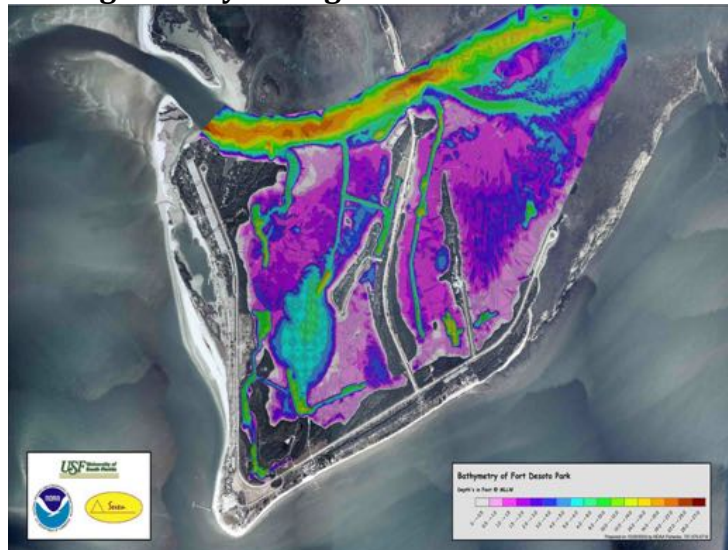
- Fall Casting Carnival in October Rick, Tom and Bob
- Florida Sportsman Expo, Oct. 6-7. Fly tyers are needed. Point man is David Redd
- 2019 -- Save the date: Hog Roast March 30, 2019

### Be Careful Out There



That's Pat Damico doing what has to be done, fixing the cable mechanism on his boat lift. Whistle while your work, Pat.

### Fishing the May outing at Fort DeSoto Park?



This image shows water depth around Fort DeSoto Park. Note that there are deep potholes left over from WWII practice bombing.

## Used Gear: Sellers, buyers, swappers

### Jim McIlwain's handmade oak tying desk

The desk is a handmade oak tying desk complete with supplies, hackles, etc. and an Eagle vise. Current catalogues have it priced at \$800 to \$1200. I'm asking \$550. Email or phone Jim at [SnF2@reagan.com](mailto:SnF2@reagan.com) or (813) 610-3060.



### Mitch Dunasky has some slightly used fly fishing books for sale. Email him at [<mitch.dunasky@gmail.com>](mailto:mitch.dunasky@gmail.com)

"The Soft-Hackled Fly Addict" Sylvester Nemes - Hard bound \$5  
"Terrestrials" Steeves and Koch - Hardbound \$5  
"101 Innovative Fly-Tying Tips" Meck - Hardbound \$5  
"Smallmouth Strategies for the Fly Rod" Ryan- Hardbound \$5  
"Fly Fishing the Inland Seas" Darkes - Softcover \$2  
"Sex, Death, and Fly-Fishing" John Gierach - Softcover \$2  
"Iowa Trout Stream" Jene Hughes - Softcover \$2  
"Great Lakes Steelhead" Bob Linsenman & Steve Nevala - Softcover \$2  
"Steelhead Guide" Nagy - Softcover \$2  
"Nymphing a Basic Book" Borger - Hardcover \$5  
"Fly Fishing for Smallmouth Bass" Murray - Softcover \$2  
"Dave Whitlock's Guide to Aquatic Trout Foods" Whitlock - Softcover \$2  
"Presenting the Fly" Lefty Kreh - Hardcover \$10

### Also from Mitch...fly reel and spool

Echo Ion 6/7 fly reel with extra spool. \$50.00. Email him at [<mitch.dunasky@gmail.com>](mailto:mitch.dunasky@gmail.com)



### Reduced...Chris O'Byrne's Fly Tying Kit

Orvis Cahill Bench/Box with Wasatch Tools and Renzetti Traveler Vise. \$200 (was \$300). Email Chris at [obyrnec@yahoo.com](mailto:obyrnec@yahoo.com)

### Bruce Evensen has fly gear and flies for sale.

#### Call him at 727-403-9010

7-8 weight Van Staal fly reel, brand new in the box; never used, \$430. Okuma fly reel. 7-9 weight. 2 extra spools. Reel and spools have 20# backing. \$75. Also, flies for sale.

*\*Classified ads will run for up to three months but may run longer if text is changed. Ads from non-members are also welcome but should be submitted through a member. Got something to sell or swap? Email Bill AuCoin at [wmaucoin@verizon.net](mailto:wmaucoin@verizon.net)*

# ***We are Suncoast Fly Fishers of St. Petersburg, Florida***



## **Suncoast Fly Fishers**

P. O. Box 40821  
St Petersburg, FL 33743  
www.suncoastflyfishers.org

## **Club Officers**

Pres: George Haseltine  
Vice Pres: Rick Warfel  
Secretary: Dick Miekka  
Treasurer: Karen Warfel

## **Board of Directors**

Jeff Heer – David Redd – Bill  
Scarola -- Bob Burkard -- Bruce  
Evensen -- Ryan Sollars --Cliff Nigh

## **Committees**

*Volunteers needed. Speak to any  
officer or director at the meeting*  
Casting Skills -- Pat Damico, MCI,  
Dayle Mazzarella, MCI  
FFI Liaison -- Pat Damico  
Conservation -- Cliff Nigh  
Fly Tying -- Myron Hansen  
Membership -- Karen Warfel  
New Members -- Rick Warfel  
Webmaster –Open  
Hog Roast -Karen+Rick Warfel  
Outings --Bob Burkard, Hilton  
Bruch  
Project Healing Waters -- John  
Craig, Terry Kirkpatrick, Alan  
Sewell  
Outreach, shows – David Redd,  
Bob Burkard  
Raffles -- Dave Barson  
Programs -- Board of Directors  
Newsletter editor-- Bill AuCoin  
Publicity -- Bill AuCoin

## ***Aims and Purposes***

*Suncoast Fly Fishers are dedicated to sharing their total fly-fishing experiences and to developing interest in fly fishing in both fresh and salt water. We promote and teach both fly fishing and related subjects of fly-tying, rod building, fly-casting and knot tying. Through collaboration, fellowship, conservation and sportsmanship we help members become more skilled, have more fun, and be more productive in the sport. SFF supports the conservation of natural resources, boating safety and fishing regulations.*

*Suncoast Fly Fishers (SFF) is a non-profit 501 3 organization*

<http://suncoastflyfishers.com/meetings.html>

The Suncoast Fly Fishers, Inc. (SFF) is an organization of fishing enthusiasts who love fishing with the fly rod. We welcome all people of all ages with similar interests, regardless of their fly fishing skill level. We enthusiastically teach those that wish to learn or improve their fly casting, fly tying and related fly fishing skills. SFF meets monthly where we talk fly fishing, tie flies and most months feature a speaker with a program highlighting local fly fishing opportunities.

SFF is a non-profit, 501 3 organization. SFF is a charter member of the Fly Fishers International (FFI). SFF is a member of the Florida Council of FFI.

**By U.S. mail:** Suncoast Fly Fishers, P.O. Box 40821, St Petersburg, FL 33743-0821

***Directions to our meeting at Walter Fuller Park...***From 22<sup>nd</sup> Avenue N turn North on 72<sup>nd</sup> St. N. Turn left (South) on 26<sup>th</sup> Avenue N. Then turn right into the rec center parking lot.

*What can the Suncoast Fly Fishers club do for you and for other members? Email your ideas to club president George Haseltine at [ghh343@aol.com](mailto:ghh343@aol.com)*

**Join. Renew. Application**  
**Membership renewals in September**  
**[www.suncoastflyfishers.com](http://www.suncoastflyfishers.com)**

# April Outing: South Skyway Rest Area, Tampa Bay



**Saturday, April 21**



*By David Redd*

With a stiff breeze out of the Northeast, the sun struggled to peak through the

clouds on its rise. On this morning we had slow falling tide. I had heard that the fishing was better on the North side of the causeway, but I knew today that fishing the North side would prove to be



a difficult task. There was a chill in the air, and the blanket of clouds hampered the sun's efforts to warm the day.

The day did finally warm, the wind changed from out of the Southeast and laid down a little. It turned into a beautiful day. Although not the catches we had hoped for, there were some fish caught. Peter Cline reported that there were snook under the bridge early morning around 6:00a.m.. Mark Hays reported the most fish caught with 21 trout along with a few other species. The fish of the day however went to new member Mitch Dunasky, a 14-15-inch trout. Mitch says he caught this fish on a #2 chartreuse and white Clouser pattern.

Despite the lack of cooperation on the part of the fish, the day was not a loss. As with all of our outings, it was a morning filled with stories, good conversation and the sharing of something that is a passion in us all. There was the meeting of some old friends and the making of some new ones. I'll leave you with one of my favorite quotes " Many men go fishing all of their lives without knowing it is not fish they are after " - Henry David Thoreau

*David*

### 2018 CLUB OUTING TOURNAMENT LEADERS

Species	Length	Leader to date	Outing (Month)
<b>Longest sunfish</b>	<b>8"</b>	<b>Quin Berry &amp; Tony Piazza</b>	<b>Walsingham Lake (February)</b>
<b>Longest black bass</b>	<b>18"</b>	<b>Mark Hays</b>	<b>Walsingham Lake (February)</b>
<b>Longest snook</b>			
<b>Longest redfish</b>			
<b>Longest ladyfish</b>			
<b>Longest seatrout</b>	<b>18.5"</b>	<b>David Redd</b>	<b>Pinellas Point (January)</b>



South Skyway Outing April 21



*Everything was just perfect. Grass, sand, a drop-off, moving water, the view, sun at your back, a breeze. Even the fish were happy. Too happy as it turned out. No keepers.*



*Mark Hays scored bigly fishing from his kayak on the east side of the rest area. Woody Miller photo.*



*Linda Lapin, along with brown pelicans, worked the jetty on the west side of the Skyway.*



*Snowy egret worked the west side of the skyway. It didn't have much luck, either.*



*Karen and Rick Warfel*



*Jack Collins, Woody Miller, Bill Scarola finished everything on their plates like they were told.*

# May Outing: Fort DeSoto Park

## Saturday, May 19

A favorite place to fish for many, Fort De Soto Park provides many fishing options for both waders and kayakers alike. Our target species will be ladyfish. As there is not a ladyfish on the trophy board yet, it is anybody's bragging rights to claim. Be sure to get a picture of your catch along with some details so we can share it with other members. Until next month, tight lines.

Lunch at noon at pavilion 6 along North Beach. Remember, there is a \$5 per car admission fee at Fort DeSoto Park.



Tide will start to come back in at 8 am

## David



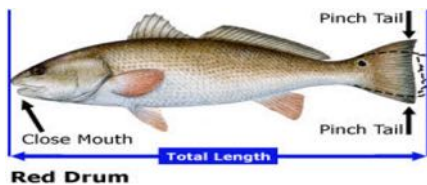
Capt. Ray Markham

### Captain Ray Markham: How to fish Fort DeSoto Park on outing day

Water movement, wind direction, and wind velocity are paramount when considering where to fish May 19th. Fish white Clousers or glass minnow patterns on the rising tide west of the maintenance shack after 10 am for snook. The small bridge there funnels current on both sides of the bridge, creating ambush points for trout, snook, and flounder. Tides are slow to come in until about 10 a.m. unless there is a south wind. Fishing west beach and inside Bunces Pass by Arrowhead will produce snook, trout, ladyfish, Spanish mackerel, redfish, and bluefish. This could be your best starting spot.

Suncoast Fly Fisher **Capt. Ray Markham** specializes in inshore game fishing. He writes the West Central Action Spotter page each month in Florida Sportsman magazine.

*We'll have a slow incoming tide with a nice solunar slot between 6:30 and 8:30 am. (Tides4Fishing)*



### Shoot pictures of your longest fish

To submit an entry to the longest fish contests, we are asking for a photo and a brief update on the fly used so this information can be shared in our newsletter. Email it to Bob Burkard at robertburkard9@gmail.com.

Provide more information if you choose such as where you were fishing, tide conditions, other fish caught, etc.

*Bob Burkard & Hilton Bruch*

### Mining the data--

Outings chair Bob Burkard has created spreadsheets with details about our club meetings, events, and outings going back a number of years. Check out the updates to our **Outings-Events** pages on the website.

## Alan Sewell: Everglades Canal Outing:

Seventeen Suncoast Fly Fishers fly fished the Everglades canals west of Fort Lauderdale on April 27, 28 and 29 and helped maintain its reputation as one of the most prolific game-fisheries in Florida. Some caught close to 100 fish a day including bass, bream, Mayan cichlid, peacock bass and even a jaguar guapote.




*Eglades gator stood watch and helped supervise the participants*



*One of Bruce Evensen's bass.*

Seven stayed in Clewiston: Bruce Evensen, Bill Scarola, Ray Smith, Woody Miller, Tom "Truk" Trukenbrod,, Gary Sundberg, Mike Simmons and Phil Mazur.

Ten stayed in Plantation at the Holiday Inn Express: Darryn Manley and his wife Marie, Myron Hansen, Kirk Burton, Mark Hays, Annie Hays, Alan Sewell, John Craig, Mark Craig, Kevin Goettel, and George Haseltine.



*Truk said his bass was 21-inches long. Gurgler did it.*



*Alan's bass was a winner, too.*

Twelve members of the Cocoa club (aka Florida Fly Fishing Association) joined us for the annual fish fry. Bruce Evensen, Bill Scarola and others provided some nice, fresh filets. (Since some of our members didn't want to eat fish from the canal, Alan barbequed some sausages. They were a big hit.)

The Cocoa Club did the frying of the fish and hush puppies and Suncoast Fly Fishers supplied potato chips, cole slaw, potato salad, plates, plastic ware and cold drinks.

*Alan*



*Hey, Guys, Ken Hofmeister was with you in spirit. Ken caught this huge snook on the everglades canal outing in 2015.*




*Gary Sundberg, Woody Miller, Bruce Evensen and Bill*

*More Everglades Canal outing photos on the next page.*



## Everglades Canal Outing Pictures

*Photos by Kevin Kelly, Bill Scarola, Truk Trukenbrod, Ray Smith, and Alan Sewell*



*Exotic jaguar guapote slammed Truk's gurgler.*



*Phil Mazur and a Mayan Cichlid*



*Ray Smith's Mayan cichlid*



*Bruce Evensen's oscar.*



*Dinner in Clewiston – L-R, Truk Trukenbrod, Ray Smith, Gary Sundberg, Woody Miller, Bruce Evensen and Bill Scarola.*



*Boys in the boat – Phil Mazur, Bill Scarola, Ray Smith, Truk Trukenbrod, Gary Sundberg, Bruce Evensen, and Woody Miller.*

### **Mike Simmons reports...**

*My best friend from Ohio came down for the Everglades trip and we had a wonderful three days. I used my dependable white spider and nothing else and caught multiple bass in the 12 to 15 inch range but my target fish was the exotics and the truly cooperated. Estimate that I had probably 300 hook ups each day. Brought home 150 filets.*



*Cocoa club fried fish and hush puppies. Suncoast Fly Fishers ate 'um.*



*East meets West --- Cocoa Club President Dave Harbour and SFF President George Haseltine.*



# Walt Durkin –Hot spots and tips for wade-fishing Tampa Bay



Walt Durkin shows his fish grippers, one of the wade-fishing essentials along with hemostat dehooker, leader, sunscreen, water and, of course, extra flies.


Our April meeting speaker was Walt Durkin, president of the Tampa Bay Fly Fishers, who shared some powerful tips on the best flats to fish in Tampa Bay, and how to fish them. Thank you, Walt!

Here's a generous summary of his talk provided by Walt:

## Winter Sight Fishing Tips

To optimize sight fishing in the winter focus on those mornings with the lowest tides. Look online for tide charts for November through February. Those days around the full and new moons will have the lowest tides. Mark those days with a minus .5 or lower, but the lower the better.

Next, watch for N, NE, or E winds after a front comes thru. Those winds will push the tide even lower. Seek those golden days with a good negative low and a helping wind. You will find the fish cruising on the edge of the flat in deeper water.




The first week of January 2019 has very negative morning low tides for flats fishing.

As the tide comes in and the fish follow, you will be well-positioned. Fish small crab or shrimp patterns on long leaders (12 feet) down to 10-pound test. Cast 3 to 5 feet in front of moving fish and get your fly on the bottom before the fish sees it. As the fish approaches, bump the fly a little until the fish see it and eats it. If the fish follows the fly, keep it moving until he eats. If he turns away, pick up and try again, you may get lucky.

Cast close to tailing fish when their tails are up. Failing that, try to cast a few feet in front of them. Remember, tailing fish are happy and feeding.

Always look for and try to fish around mullet. Mullet provide security and food for the game fish you seek. Be watchful on the flat and move slowly. You will be most observant when standing still. I fish Cypress Park and MacDill a lot, but encourage you to find a flat and make it your own.



Southeast side of Howard Frankland I-275 bridge is a hot spot. Cypress Point Park on the northeast side can be great, too.



Fat trout fooled by Walt's Rat Fly on the Macdill flats. Tying steps for the rat fly are in this issue.

Each winter you will find about 15 days when the tide and weather come together for perfect conditions. Make the most of them for a super sight fishing adventures.

Finally, keep a journal to record and remember your outing.

Walt

## Tying Bench – Layne Smith, Jointed Pencil Popper



Fish this fly as if it were a wounded baitfish. Give it a couple of SHORT, hard strips to make it POP, POP then let it sit. Because it is jointed it will act like a crippled baitfish.

NOTE: This fly can be tied as a tube fly as well. Just use your favorite tubing material and saltwater hook.

### Materials:

Hook: Daiichi saltwater 2546 #2

Thread: Danville Flatwaxed Nylon White

Tail: Krystal Flash Pearl

Rear body: Frizzle Chenille (Hairline Dubbing) UV Pearl (large  $\frac{5}{8}$ " )

Articulated Shank: fish Skull Shank  $1\frac{3}{8}$ " (35 mm)

Front body: Soft Body Perfect Popper

Eyes:  $\frac{1}{4}$ " molded eyes silver w/ black pupil Coating: Loon Hardhead Pearlescent Green or Solarez UV Resin \*

Cement: Fletch-Tite Platinum, CA Cement or SHHAN

Misc: Scotch or Blue painters tape, Red Sharpie, pearl glitter (optional)

### Tying Sequence:

1. Place hook in vise and lay down a base wrap from hook eye to just above the hook barb. Take 6 strands of Krystal Flash and fold in half and cut, repeat and then wrap the flash around thread at halfway point of flash and tie on hook shank just above the barb for the tail. Trim to hook shank length if needed.
2. Attach Frizzle Chenille in front of tail and palmer forward to hook eye, stroking material backwards after each wrap as you go. Whip finish, coat and cure with UV Resin.
3. Use curved scissors to taper rear body all around to tail.
4. Attach articulated shank down through hook eye. Remove hook from vise and then insert the back loop of the articulated shank in vise. (Note: Use a twist-tie to tie hook bend to vise shaft to keep it from flopping around as you finish the rest of the fly.)
5. Attach thread to rear of articulated shank and use several wraps to close gap of the shank and then continue to lay down a good base wrap to within an eyes width of the shank eye using "touching wraps" as you go. Whip finish and trim thread. Apply a drop of head cement to thread wraps at both the front and rear of shank.
6. Coat base wrap with CA cement and then open the slit in popper body and slide onto shank making sure to cover thread at rear of shank with the popper body. Rotate the vise 180 degrees to expose the slit in body. Fill gap with CA cement, pinch closed and hold until cement sets.

*Continued on next page*

## Tying Bench – Walt Durkin’s Rat Fly



I started fishing this small crab/shrimp fly in December 2017. On four trips the first week I caught 13 fish: 4 reds, 4 trout, 4 snook and 1 sheepshead. I really tied it with sheepshead in mind and that was the first fish I caught as it tailed first thing in the morning, Tie the fly in tan or brown to fish over sand and black or green to fish over grass. You can also use Puglisi tarantula brush for the body. However, the Crystal flash works fine and is a little brighter. This simple fly

is a winner as it hops along the bottom with lively legs. Great for sight fishing in the winter for all game fish. You can also strip it slowly in deeper water to imitate a shrimp.

### Materials and tying sequence

Hook: Gamakatsu B10S Stinger, size 6 or Mustad Tarpon 2XH/2XS, size 4. Use bead chain eyes on the stinger hook for a light fly and small lead eyes on the Mustad hook for a little heavier fly.



*Rat fly in the water*

I have been tying mostly with clear mono thread. On the light hook, tie in the bead chain and add 3/8 inch lead wire behind and over the eyes to form a keel.

Tie in a bit of orange rabbit for a small hot spot to represent an egg sack at the bend.

Next, cut two small pieces of thin zonker strips and tie one on each side of the hot spot in the back; angle them up a little.

Use crystal flash to complete the body. I also add one strand of hard Mason (20 lb) for a weed guard.

*Walt*

## Tying Bench continued– Smitty’s Jointed Pencil Popper


6. Coat base wrap with CA cement and then open the slit in popper body and slide onto shank making sure to cover thread at rear of shank with the popper body. Rotate the vise 180 degrees to expose the slit in body. Fill gap with CA cement, pinch closed and hold until cement sets.

7. Use “blue painters tape” or Scotch tape to create a template for coloring the head of the fly. Start the tape at the slit on the bottom of the popper body and tilt the angle of the tape to mimic the angle of the fly face until you get to the top then angle it back to match the other side going down the other side. Cut off remaining tape leaving a tab for easy removal after coloring head. Color head and/or face with red Sharpie. Remove tape.

8. Attach eyes with Fletch-Tite making sure to even them out vertically and horizontally. 9. Starting from the rear of the popper, apply coating (Loon Hardhead or UV Resin) with smooth strokes to coat body being careful to not allow the Sharpie colored portion to run. **\*\*\*\*NOTE:** This step can be made a little easier by re-aligning popper body in vise to hang vertically as you apply the coating. Let dry in rotating dryer or, if using resin, cure with a UV light.

*Smitty*

Ken Hofmeister: My last day on the water. Beautiful



Ken's last report. He sent this picture to the newsletter on April 26 with this message...

**Yes. What planning. What friends. What dreams came true** 🌈🌈👍



Al Pitcher at the helm. Ken was in his wheelchair which was securely strapped to the boat. Al helped arrange Ken's last day on the water. He died a week later.

*Ken*

Ken Hofmeister: My Magic Wand

From the September 2012 issue of *On The Fly*



**Ken and Ann Hofmeister**

*A fly rod is my magic wand—taking me on unforeseen adventures. There is indeed magic in fly fishing illuminated by a full moon, or the majesty of a sunset, or the beauty of a sunrise. There is the thrill of a fish smashing a newly-tied fly, affirming the craft and choice of this offering.*

*My fly rods have taken me into numerous new friendships that I never would have dreamed of. These long rods have led me into causes and crusades that were not on my planning board before retirement.*

*Without a fly rod, I would never have had an inclination to join Suncoast Fly Fishers and engage in an entirely different demographic of diverse individualists tied loosely together by a love of the sport.*

*Ken*



## Walt Durkin: The day after his April presentation



I fished MacDill AFB flats on Friday after my talk to the club and caught another nice trout on the Rat Fly.

Also, your folks can go to [TBFFC.org](http://TBFFC.org) and click on the articles tab for our guide that has the info I talked about last night.

Thanks for letting me participate.

*Walt*


## Dennis Marquis: Apalachicola trout and black drum



*One of many long seatrout caught near Apalachicola. This one was 28-inches long.*



*This speckled trout was "only" 25 inches long. Caught on Bruce Evensen's Red Rouser*



*Black drum on a spoon fly*

Kevin Kelly: Project Healing Waters for Fly Fishing



Here are some photos from the April 19th outing at Fort DeSoto Park with Suncoast Fly Fishers assisting the Veterans from Project Healing Waters. Members helping the cause were Alan Sewell, Tom Gadacz, Kevin Kelly, David Redd, and Ron Kelley.

*Kevin*

Tom (Truk) Trukenbrod: “A good day of catching”



*Tony Piazza with a seatrout fishing April 19 with Truk Trukenbrod.*

Thursday, April 19

We had a good day of catching. My fish: Clouser white/chartreuse (of course!) beat up and sparse, sink tip line, 3-4 feet of water just before drop off. Fast retrieve.

*Truk*

## Dennis Marquis: Fly fishing from a RecVee



*Dennis and Cindy with a bluefish fishing Cudjoe Key with Captain Bob Beighley.*

her spinning rod between the key and the bars, while I patrolled the bar using a white DT Special fly, which Ted Rich taught us how to tie at the VA hospital in February. Second cast across the bar and a school of 2-3 foot long barra'cuda went nuts chasing the fly. I had fun catching and releasing several. The fly was battered and beaten. I called Cindy over, and she had fun-catching 'cuda too. Lo and behold, in between 'cuda-catching, she landed a nice dinner size mangrove snapper. So...snapper for dinner.

The winds picked up again, so it was a few days more before we could try fishing. Anxious to have fun with the 'cuda again, I went back to the same spot with no luck. Tides were different, so I looked for current patterns that matched our first trip and found these at the southeast side of the key. Unfortunately, the DT Special wasn't working.



*Barracuda for dinner. Note to self: tie more gurglers.*

delicious.

I have been fly fishing for nearly ten years; however, tying flies has eluded me until this past year during which time with the patient support of club members, most of that coming from Bruce Evensen, I have learned to tie many patterns including the ones named in this article.

*Dennis*

Cindy and I spent March at Venture Out RV Resort in Cudjoe Key. The GPS location where Hurricane Irma came ashore was only a short bike ride away. Even still, you would not know that a hurricane passed less than a year previous. The resilience by nature, people and the supporting government is a testament to the American spirit and God's good earth.

Our RV lot was on the canal with an easy kayak paddle to three small keys; Venture Key, Out Key and Gopher Key. Winds blew for the first couple of weeks keeping the kayaks out of the water.

The first calm day had us out to the northeast side of Venture Key where we found lime rock sand bars. Cindy fished with

I was in about 2-3 feet of water so I decided to try the gurglers Myron Hansen had us tie at one of the earlier club meetings. First cast and a 'cuda came out of the water, swallowed my chartreuse gurgler and promptly bit off the 20-lb tippet. I quickly tied on a 40-lb tippet and a white gurgler and the fun began!

I have a nephew who is a veterinarian and loves salt life. He told me that small barracuda are delicious and safe to eat, so this time I saved one for dinner. The meat was white as snow, thick like a catfish and when dipped in egg, milk and coated with breadcrumbs and sautéed it was



*Next month...Crystal River*

## Bob Morrison: How-To Tips and More



**Flounder, seatrout still feeding**—The cooler weather has slowed the snook bite, but there has been no slowing of the flounder and seatrout feeding. Trout have been thriving in this cooler spring weather so fish hard for them while they're feeding continues.

**Snook active in deep water**—Snook are feeding less strongly but are active in deeper water and near obstructions. Try the Lefty Kreh type flies with feathered tails. Also try poppers and gurglers which are also producing.

**Cold front coming?**—Freezing temperatures in the middle west may reach Florida and push fish into deeper water. Expect cold weather here by April 15 but we really can't predict fish feeding very well until the weather arrives and effects fish activity one way or another.

**Introducing kids to sportfishing**—Several people have suggested that we start helping children learn to fish by first timing them with worms and bobbers, "graduating them to spinning and fly fishing as they grow older. I believe this approach will bring more kids into the sport and thereby increase or at least maintain our membership numbers.

**We aren't just fishermen you know**—During times like these we must keep a close eye on our children. They are our most valuable asset and, remember, we must teach them since we are not just fishermen. We are conservationists. We are the experts from which they must learn and they must learn the value systems which we want to them to hold and pursue. After all, children are the future and wildlife, including fish, will be needing them in the future.

**Sea turtle nesting season**—we must keep our beaches dark during sea turtle nesting season which will extend from now through October. Beachgoers should avoid using cell phones at night so as not to confuse the hatchlings as to which direction they should go to reach the sea.

**Oyster shells are sharp**—Watch for new oyster beds that are being planted in Tampa Bay. These beds filter the water and make it cleaner for all creatures, including fish.

*Go get 'em and good luck.*

*Bob*



## Capt. Pat Damico: Fly Casting Clinic. Tip #99

### Casting Injuries.... Cast with your body

*By Capt. Pat Damico, FFI Master Casting Instructor*



Continuing suggestions to prevent casting injuries...

Lefty showed this to Brad Lowman and I while attending one of the TFO booths in Tampa years ago. He took us over to the casting pond and had me cast using my body. Standing with the foot on my casting side, or right side, a little behind my left foot I placed my elbow against my side and holding the rod off at a slight angle made a series of forward and back casts shifting my weight from my front foot to my rear foot. My body moved with the weight shift as did the rod. This can be on a boat and will not cause movement. Following the 5 Essentials we discussed previously, I was able to cast effortlessly. Make sure you do not swivel at the hips as the rod tip will travel in a large arc creating a large loop. This is especially suitable with heavier rods and casters of smaller stature.

### *Pat Damico, St. Pete Beach*

*Capt. Pat Damico charts in lower Tampa Bay. Call 727-504-8649 [www.captpatdamico.com](http://www.captpatdamico.com)*

## Tampa Bay Times : Captain's Corner

### Be respectful of shallow-water fly fishers

Warmer weather and improved inshore fishing conditions will have more people on the water, especially on weekends. This can adversely affect shallow-water fly fishers. Trout, snook and redfish present more challenges where they can be sight-fished. There is nothing more rewarding than having a sighted fish in shallow water take a well-presented fly or small artificial bait after a careful stalk. In order for this to happen, the fish has to be happy or free of stress. To be successful, the fish's resistance to seek plentiful food in clear shallow water must be overcome. Predators, both winged and swimming, are constant issues, but careless fishermen and boaters become an increasing problem because of our large population that is also attracted to the water. If you see a shallow watercraft or waders fishing in skinny water, keep your distance. They often have spent considerable time and effort getting to this spot, and a visitor on jet skis or other watercraft will disrupt their efforts. Practice the golden rule, especially in the shallows.

Fly fisherman Pat Damico charts lower Tampa Bay and can be reached at [captpatdamico.com](http://captpatdamico.com) or (727) 504-8649. Fly fisherman Pat Damico runs charts in lower Tampa Bay and can be reached at [captpatdamico.com](http://captpatdamico.com) and (727) 504-8649.

## Bill AuCoin : Flyfisher Flyover



### Let's have an outing in Guinea Bissau

**92-pound cobia on the fly** – IGFA is checking this for a new 20-pound tippet class record. Anthony Guenec of France caught it March 5 fishing offshore islands in Atlantic waters off of Guinea Bissau in Africa. If certified, it replaces a 75-pound cobia caught with a fly rod. ([The Fishing Wire](#))

**Asking the important questions** – Orvis News asked fly fishing guides, What are the one or two things that most fly fishers don't do that they should do? Capt. Chuck Hawkins of Traverse City had three suggestions: practice, practice and practice with one goal in mind—learning to put the fly where it needs to be and controlled the way it should be. Everything else you can do is way, way

down the list on the scale of importance. ([Orvis News](#))

**I'm on a raffle roll** – I won the raffle for an [Echo](#) 8-weight rod a few meetings ago and I won a kayak at the March Hog Roast and Silent Auction. It's a 10-foot Perception Pescador from Canoe Country Outfitters on 54<sup>th</sup> Avenue N. in Kenneth City. I stopped by a few days ago to thank them for their support for Suncoast Fly Fishers. I was impressed with their shop, especially all those kayaks, canoes, Gheenoes and stand-up paddleboards. Pay them a visit. I'm looking forward to fly fishing the freshwater outings on Walsingham Lake and the Hillsborough River. ([Canoe Country Outfitters](#))

**I second this motion** -- “For me, sight-fishing is one of the most rewarding types of angling. There's nothing quite like spotting your adversary, then making your cast and watching the fish turn, follow and take your offering. ([Stu apte.com](#))


**I would have voted for this, too** – The City Council in St. Pete has voted to give Tampa Bay Watch a five-year lease to offer marine education programs at the downtown city pier now under construction. ([Tampa Bay Times](#))

**I would have voted for this, part two** -- – What is the best aquarium in the U.S.? That would be Johnny Morris' Wonders of Wildlife National Museum and Aquarium in Springfield, Missouri as determined by a national poll conducted by A USA Today. ([The Fishing Wire](#))

**Drones are everywhere....and often that's a good thing** – Tom Gadacz can be in two places at once. While we were getting ready for the Hog Roast in March he was in Orlando with the Reel Knights club of the University of Central Florida teaching kids how to cast a fly. Turns out there was a drone up there recording all the action. H/T and thanks to TG. Oh, and he made it back in time for the Hog roast, too. ([You Tube](#))

**Lawbreakers are gunna do what they do** -- So officers look for wildlife violations but they also find cannabis, cocaine, ecstasy and more. Here's the report for mid-April from the Florida Fish and Wildlife law enforcement division. Pinellas County seems to have scored a few more arrests this time. ([Myfwc](#))

*Special Friends of  
Suncoast Fly Fishers*



To place an ad in *On The Fly* please email  
Karen Warfel at [kmwarfel@yahoo.com](mailto:kmwarfel@yahoo.com)



*Special Friends of  
Suncoast Fly Fishers*



*Special Friends of  
Suncoast Fly Fishers*



**CARBON  
MARINE**  
[WWW.SHOP.CARBONMARINE.COM](http://WWW.SHOP.CARBONMARINE.COM)



**Bass  
Pro  
Shops**  
[WWW.BASSPRO.COM](http://WWW.BASSPRO.COM)

*Terry Kirkpatrick's...*

*Bamboo rods for the rest of us.*

**FISH-TESTED**

Email: [maker at fish-tested.com](mailto:maker@fish-tested.com)  
727-725-1321  
<http://www.fishtested.com>



**West Coast  
KAYAKS - PADDLE BOARDS**


**Capt. Jerry Allen**  
6047 Central Ave. St. Petersburg, FL 33710  
727.884.8854 • [www.West-Coast-Kayaks.com](http://www.West-Coast-Kayaks.com)  
Jerry @ West-Coast-Kayaks.com

[WWW.WEST-COAST-KAYAKS.COM](http://WWW.WEST-COAST-KAYAKS.COM)



**On The Fly**

3625 S. Manhattan Avenue  
Tampa, Florida 33629  
727-504-4062



**Fly Fishing  
Western Wyoming**

Doyle Mazzarella  
[www.flyfishingwesternwyoming.com](http://www.flyfishingwesternwyoming.com)  
(360) 702-6118

Working  
Guided fishing trips  
Coating lenses  
Spring 2018  
June - October  
July 2018  
Coating lenses  
November - December  
2018  
Coating lenses  
January - May

Instructor of Fly Fishing Certified Master Coating Instructor



[flyfishingwesternwyoming.com](http://flyfishingwesternwyoming.com)

*Special Friends of  
Suncoast Fly Fishers*



**Hand Tied Flies**

By Bruce Evensen  
Phone 727-403-9010  
Thousands to Choose From



Complete Fly Fishing Shop  
Rods - Reels - Hand Tied Flies - Guide Service  
Fly Tying Materials  
Classes in Fly Tying and Casting  
13000 S. 30th Place  
Dade City, FL 33625  
352-967-8029





*Special Friends of  
Suncoast Fly Fishers*



**Nature's Arts**  
Bark Trees, Seaweed, Carvings, Spoons  
**Jeri A. Heer**  
Owner and Artist  
Member Tampa Bay Wood & Stone Club  
Member Suncoast Dam & Mineral Society  
Member Florida Geological Society  
117334 99th Col  
HeerArts@aol.com  
www.naturesarts.com



**St. Pete**  
FISHING OUTFITTERS  
3450 34<sup>th</sup> St. N. St. Pete  
[www.stpetefishingoutfitters.com](http://www.stpetefishingoutfitters.com)



**Night Fly Rods**  
Custom Bamboo Fly Rods  
[www.nightflyrods.com](http://www.nightflyrods.com)



LEGENDARY  
**Temple Fork Outfitters**  
RODS  
HIGH PERFORMANCE

To place an ad in *On The Fly*  
Email Karen Warfel at  
[kmwarfel@yahoo.com](mailto:kmwarfel@yahoo.com)



**SUNSECT**  
INSECT REPELLENT  
+ SUNSCREEN  
[www.sunsect.com](http://www.sunsect.com)



**MetalFab Inc**  
WALTER RUDA, PRESIDENT  
[METALFAB-INC.COM/CONTACT.PHP](http://METALFAB-INC.COM/CONTACT.PHP)