

# On The Fly



*Venison and tamales. Outing chef Mark Hays and President Kirk Burton at Bay Vista. P 10*



*Get ready to bid on this NuCanoe Frontier, a no-flip 12-footer with the new Max 360-degree seat. Page 3.*

# On The Fly

## February 2016 Volume 26, Issue 2

News 'n' Notes	2
Officers, board nominees for 2016+	2
Plan now for the April Hog Roast	3
Club member gear for sale	4
We are Suncoast Fly Fishers	5
Outing Reviews and Previews	6
Tips on fishing Fort DeSoto Park	7
Pinellas Point Outing	9
Trash 'n' Treasures	10
Popular Casting Clinic at Maximo March 5	11
IFFF Introduction to Fly Fishing Classes	12
Report: Ruda and Mazz sightfish redfish	13
Report: Ryan Sollars and sons Will & Cooper	14
Report Jimmie O. in Apalachicola	14
Tom Gadacz: Snook Symposium	15
Tying Bench: Capt. Dan's Glass Minnow	16
Capt. Pat Damico: Fly Casting Clinic #75	17
Capt. Pat Damico: TBT's Captains Corner	17
Bob Morrison: Fly Fishing How To	18
Bill AuCoin: Flyfisher Flyover	23



*January Trash 'n' Treasures. Page 11*

# Suncoast Fly Fishers News 'n' Notes

## February 18 meeting

- February meeting: presentation of slate of nominees plus nominations from the floor  
See slate below.
- Capt. Pat Damico will be our speaker and he'll show an IFFF video and discuss "15 Most Common Casting Errors" and how to fix them. Pat writes, "This was made by Jason Borger who did Brad Pitt's casting in the movie *A River Runs Through It*. Everyone will benefit as much can be learned from seeing ourselves in action. When doing casting clinics, a frequent question asked is, 'Why am I doing this,' or 'How come my line does this?' To be an effective teacher it is frequently necessary to duplicate the student's fault and then apply the correction.
- Pat will also be our fly tyer. He'll tie a simple shrimp pattern which he describes as being very effective at this time of the year and also a great docklight fly.
- Fly Box Exchange. Myron Hansen calls it the "Trifecta." Bring three favorite flies for snook, redfish, and speckled trout.
- Also, importantly, purchase tickets to the Hog Roast April 2
- Member tied flies are a fun and important part of the Hog Roast silent auction. Myron Hansen will pass around a sign-up sheet at the next two meetings. Be sure to participate in this exciting event.

### NOMINATING COMMITTEE RECOMMENDATION FOR OFFICERS AND BOARD MEMBERS

SFF Nominating Committee recommends the following slate of officers and board members for 2016. This slate will be presented to the SFF membership at the February membership meeting. Further nominations may be made from the floor--and nominations will close at the end of the February meeting. A final slate will be presented for election at the March membership meeting. New officers and board members will assume their responsibilities at the end of the March meeting.

Your nominating committee is pleased to present an enthusiastic and active group of leaders who have demonstrated vision, judgment, initiative, responsibility, and team player skills. These are people who have lived our values of meeting member needs, continuous improvement, and friendliness. They will invite and encourage all members to actively participate in the mission of Suncoast Fly Fishers.

President	George Haseltine
Vice-President	Rick Warfel
Board member	John Craig
Board member	Bob Burkard
Board member	Bruce Evensen
Board member	Rick Yarn

#### Current incumbent officers and board members, not up for re-election, are...

Treasurer	Karen Warfel
Secretary	Dick Miekka
Board member	Jeff Heer
Board member	Thomas Gadacz

#### SFF Nominating Committee

Ken Hofmeister, Chairman, SFF Nominating Committee  
Bill AuCoin, Mark Hays, Al Pitcher, Tom Trukenbrod

*News 'n' Notes continues on the following page*

# Suncoast Fly Fishers News 'n' Notes

## February 20 outing: Fort De Soto Park

- Fish the gulf, the bay, or the lee shores but always within sight of the park. See Previews and Reviews starting on page 6.
- It's a twofer. You could win for 2015 and for 2016. Here's why: This will be the last outing for the 2015-2016 tournament but it is also the second outing for the 2016 tournament. From now on, the board of directors has decided, our annual club tournaments will run from January through December then...full stop.

## March 5, MCI Casting Clinic, Maximo Park, 8 am – 3 pm

- Master Casting Instructors Dayle Mazzarella and Pat Damico at Maximo Park in south St. Petersburg. It's free if you're an IFFF member. This is one heck of a deal, More info on page 12.

## March 17 meeting. Allen Wyatt's Bass and Bream Fly Fishing Tips

- Our presenter is Allen Wyatt of the Andy Thornal Fly Shop in Winter Haven. Wyatt is an expert on fly fishing for bass and bream in Central Florida. This is perfectly timed for our Walsingham Lake outing in March.

## March 19 outing and lunch, Walsingham Lake

## March 23, PHWFF outing, Fort DeSoto Park

## April 2 – The 13<sup>th</sup> Annual Suncoast Fly Fishers Hog Roast & Silent Auction

- WHAT-- This is our featured club event of the year offering the most fun ever known at a fund raiser. All members are encouraged to attend with their families and guests. We start at 4 pm and continue until 8 pm. Members and Guests \$20/Children 12 and under free.
- WHERE -- City of Treasure Island Auditorium, 120 108th Avenue, Treasure Island, FL 33706
- TICKETS -- Please purchase your tickets early or call Karen Warfel at 813-505-3162 to confirm your attendance so we can provide the caterer with an estimate of attendees. Sign up at the meeting or mail your check to:



*The bidding action starts with the main event, a live auction for the sit down-or-stand up **NuCanoe Frontier 12** with a Max 360 seat.*

**Suncoast Fly Fishers, P.O. Box 40821, St. Petersburg, FL 33743**

## Suncoast Fly Fishers News 'n' Notes

### April 16 – Introduction to Fly Fishing at Bill Jackson’s Shop for Adventure

- This is the first of two IFFF-sanctioned events hosted by Suncoast Fly Fishers for persons who are not fly fishers but are interested in becoming a fly fisher. The second one is May 7 and it will also be held at Bill Jackson’s Shop for Adventure at 9501 U. S. 19 North, Pinellas Park. Bill Jackson’s has generously volunteered to provide room for the class as well as coffee and rolls plus lunch
- The class is from 9:30 am to 1:30 pm and it is followed by lunch from 1:30 to 2:30.
- The class is limited to 20 pupils. There may be a small fee.
- Club members are needed to be “social assisters” to answer questions about fly fishing and about our club.
- See Tom Gadacz’ article on page 12

### April 21 Meeting

- Kelly Sobczak will show pictures from a DIY fly fishing expedition trip she and her husband Wes took this spring to SE Florida with catches like bonefish and peacock bass.

### April 23 Outing, South Skyway

### April 22-24, Annual Everglades Outing

### May 7 – Introduction to Fly Fishing at Bill Jackson’s Shop for Adventure


- This is the second of two IFFF-sanctioned events hosted by Suncoast Fly Fishers for persons who are not fly fishers but are interested in being fly fishers

#### For sale by members

STH Reel. Eliseo’s 12. Made in Argentina. Used only twice. Asking \$175. Call Dave Barson at 407-973-7895

Jon boat. 15-foot, Semi V, welded aluminum (no rivets so no electrolysis); two swivel seats (w/storage under); controls at forward seat; 20HP Johnson two stroke outboard motor, plus Motor Guide electric trolling motor with batteries; and good trailer. Come see it at 7040 M.L. King Street South, in the Pink Streets area. Asking \$1,800, or best offer. Call Charlie Most at [727/865-1425](tel:7278651425) before stopping by.

Sage, 9-ft. 10-wt. Graphite 111, GFL 1090-3 RPLX, with Lamson reel and Scientific Anglers WFF line, with spare spool loaded with backing. Light usage. New over \$900. Will sell for \$350. David Putnam, 727-744-7536.



# We are Suncoast Fly Fishers



## Suncoast Fly Fishers

P. O. Box 40821  
St Petersburg, FL 33743-0821  
www.suncoastflyfishers.org

Club email address...

[pres\\_vp@suncoastflyfishers.com](mailto:pres_vp@suncoastflyfishers.com)

### Club Officers

Pres: Kirk Burton, 727-631-3033  
Vice Pres: Tom Trukenbrod  
Secretary: Dick Miekka  
Treasurer: Karen Warfel

### Board of Directors

Dan Bumgarner - John Craig - George Haseltine - Tom Gadacz - Ken Hofmeister - Jeff Heer - Rick Warfel

### Committees

Volunteers needed. Please speak to any officer or director at the meeting  
Casting Skills -- Pat Damico, MCI, and Dayle Mazzaella, MCI  
IFFF Liaison -- Pat Damico  
Fly Tying -- Myron Hansen  
Membership -- Karen Warfel  
Webmaster -- Dick Miekka  
Hog Roast -- Karen and Rick Warfel  
Club Outings and Lunches -- George Haseltine and Dan Bumgarner  
Project Healing Waters -- John Craig, Terry Kirkpatrick  
Raffles -- Dave Barson  
Programs -- Board of Directors  
Newsletter, publicity -- Bill AuCoin

## Aims and Purposes

*Suncoast Fly Fishers (SFF) is a non-profit 501(C) 3 organization and a charter member of the International Federation of Fly fishers.*

*Suncoast Fly Fishers are dedicated to sharing their total fly-fishing experiences and to developing interest in fly fishing in both fresh and salt water. We promote and teach both fly fishing and related subjects of fly-tying, rod building, fly-casting and knot tying. Through collaboration, fellowship, conservation and sportsmanship we help members become more skilled, have more fun, and be more productive in the sport. SFF supports the conservation of natural resources, boating safety and fishing regulations.*

**Monthly Meetings** are the third Thursday of each month except December from 6:00 to 8:30 pm, Walter Fuller Park Recreation Center, 7981 26th Ave N., St. Pete



### Directions to our meeting

**at Walter Fuller Park...**From 22nd Avenue N turn North on 72nd St. N. Turn left (South) on 26th Avenue N. Then turn right into the recreation center parking lot

<http://suncoastflyfishers.com/meetings.html>

The Suncoast Fly Fishers, Inc. (SFF) is an organization of fishing enthusiasts who love fishing with the fly rod. We welcome all people of all ages with similar interests, regardless of their fly fishing skill level. We enthusiastically teach those that wish to learn or improve their fly casting, fly tying and related fly fishing skills. SFF meets monthly where we talk fly fishing, tie flies and most months feature a speaker with a program highlighting local fly fishing opportunities. SFF is a non-profit, 501(C) 3 organization. SFF is a charter member of the [International Federation of Fly Fishers \(IFFF\)](#). SFF is a member of the [Florida Council of IFFF](#).

**By U.S. mail:** Suncoast Fly Fishers, P.O. Box 40821, St Petersburg, FL 33743-0821

**Join. Renew. Application at [www.suncoastflyfishers.com](http://www.suncoastflyfishers.com)**





Co-chair George Haseltine

## Suncoast Fly Fishers Outing Reviews and Previews and Annual Tournament Update



Co-chair Capt. Dan Bumgarner

The SFF Outing Committee is co-chaired by George Haseltine and Capt. Dan Bumgarner with help from Truk Trukenbrod and John Craig

### 2015-2016 TOURNAMENT LEADERS

Fort DeSoto Outing is your last chance to beat these 2015/16 leaders.  
Longest snook of the day wins the category for the 2015/16 tournament.  
Longest fish in any category goes on the leaderboard for the new 2016 tournament year.

Species	Length	Leader to date	Outing caught
Longest bass -	16.5 inches	David Putnam	April: Hillsborough River
Longest bluegill	9.5-inches	Tom Trukenbrod	April: Hillsborough River
Longest sea trout	20.5 inches	Mark Craig	June: Docklight outing
Longest redfish	22-inches	Mark Craig	June: Docklight outing
Longest snook	Open		

Note: All fish entered in the yearly contest must be caught at a club outing and inside the defined zone. The new 2016 tournament started with the January outing at Pinellas Point/Bay Vista Park and continues until the final outing of 2016.

### January Outing Review – Pinellas Point/St. Pete’s Bay Vista Park

#### Saturday January 23, 2016

At 7:45 am, the temperature was 53 degrees but with a wind chill it “felt like” 48. Unless you’re a snowbird, that’s cold. According to the Weather Channel App, the wind was out of the NW at 27 mph with gusts up to 40 mph. There was a pelican on the boat ramp shivering his tail feathers off. What a great day for an outing.

There were 37 names on the signup sheet. There were at least four fishermen with waders on and a few casters from the shore. Thank you, Truk, for suiting up and providing the inspiration for others to do the same. No fish were reported, but we were impressed by those who tried.

By the time lunch was over, 31 brave souls had joined us for a meal of venison, coleslaw, chips, bread and cookies. There would have been 32, except Rick Warfel was denied access from Apollo Beach because the I-275 Sunshine Skyway bridge was closed to traffic. Wind, you know. Bummer.

Be sure to thank Mark Hays for going all the way to Texas to retrieve that venison and then prepare and grill it for us. A lot of work went into it. When it looked like we may not have enough, Mark prepared some fish that Bruce Carlton had brought all the way from Idaho. Thanks, Bruce. Thank you, Mark.

And we are again grateful to John Craig for bringing drinks, all the cooking and eating accessories, and a tarp that shielded us from the wind. Oh, right, and COFFEE.

## Reviews and Previews, continued...

Preview: February 20 Outing, Fort DeSoto Park.

Pulled pork for lunch. Arrowhead Picnic Area, Pavilion 3

Our next outing will be at Fort DeSoto Park and since this is Alan Sewell's home away from home he has graciously volunteered to prepare pulled-pork for lunch. Thank you so much, Alan. You gotta be there for that. We will be eating at Arrowhead Picnic Area on North Beach. Turn right just before the turn around.

You can fish any of the water adjacent to Fort De Soto Park including the gulf and bay beaches or the inshore shorelines.

Lunch is at noon sharp at Pavilion 3. Be there on time so you can officially register your catch. This is our last chance to catch a snook for the 2015-2016 tournament.

We will have charts at the February general meeting. Once again, the award will be for the longest trout, redfish, or snook. **NOTE: We have eliminated the legal limit size and more changes are to come. Be sure to be at the February meeting.**

There is an opportunity for someone to step up and cater/provide lunch at the March outing at Walsingham Park. Members of the outing committee will help you in any way we can. Pick up the phone; give us a call.

### Where is the most dangerous place in your home?

One last thing, remember, the most dangerous place in your home is not the bathroom where one may slip and fall, not the kitchen where one could get cut or burned, or the garage where your tools, lawnmower, or gas water heater may be. The most dangerous place in your home is the COUCH/easy chair for it is there where we can lose the battle against UTC (*Under The circumstances*). So, rise above the circumstances and be sure to join us at Fort DeSoto Park on February 20, no matter what. We'll look for you.

Questions? You can text or call George @727-423-8110 or email at [ghh343@aol.com](mailto:ghh343@aol.com).


*George*

## Captain Dan Bumgarner: How to Fish Fort DeSoto Park

I hope a lot of you are planning to join us at the Fort De Soto Park outing on Saturday February 20. A couple of reminders for those that have not visited the park in a while:

- There is a \$5 fee per vehicle to enter the park. If you come to the park before or after regular hours, there are stand-alone pay stations at the boat ramps and along the roadway coming in. If you are launching your boat at Fort DeSoto Park the fee is \$6 and that also serves as admission for the rest of the park. We will have low water early with a high a little after noon. The solunars look best from around 11 until 1. Like the fish, we will be eating then. (*Editor's note: great minds think alike?*)

*Continued on next page*



*Mullet Key (AKA Fort DeSoto Park) will have a nice incoming tide on the morning of February 20. Chart courtesy of [Tides4Fishing.com](http://Tides4Fishing.com)*

## Continued... Bumgarner: How to Fish Fort DeSoto Park

### **For the wade fishermen**

You can fish basically anywhere that you can get access to the water; however, use caution as some areas have soft bottoms that make for miserable wading. As you enter the park you will see an area on the left where you can park and launch a kayak or wade the shorelines in either direction. The little bridge just after the toll station would be a good place to explore. There is an area just south of the small bridge where you can park and walk back to the bridge. The culvert under the bridge connects Mullet Key Bayou and the waters west of Bonnie Fortune Key. Continuing east from the intersection at the flagpole you will find the roadway to the maintenance area on the left. You cannot go into the maintenance area but you can access the water on either side at the entrance. Farther to the east you will come to the end of the bike/multipurpose trail on the south side of the roadway. This is a good spot to reach the grass flats in that area. The bottom to the south and east of Conception Key and the turnaround area is soft but the bottom on the north side is good. Going west from the flagpole you will find a sand road on the right that leads back to the old ferry landing in Mullet Key Bayou. The area to the east of the landing is soft and may prove difficult to wade. Wading is much better to the west. Continuing around to the northern end of the park you will find the Arrowhead picnic area. From this area you have easy access to the Bunces Pass area. Wading straight out from the Arrowhead Picnic area you will find good grass flats with very good tidal flow. Casting out into the channel and retrieving up over the drop off should get you some trout.

### **For the boaters**

Staying south of the Bunces Pass channel let's go east to the old burned out barge near marker number 11. There is a large flat stretching out to the west of the barge. This flat can hold tailing reds on an incoming tide. Both the northern and southern edges of this flat are good areas for trout. The northern edge offers many nice pot holes that should hold trout. Marker number 12 in the Bunces channel sits almost in the middle of a bar that can be very good for trout. The area northwest of Conception at the east end of the park is another area with promising pot holes. This location has also been loaded with pompano on occasions. Just to the east of the Bunces Pass Bridge you will find an unmarked channel that will lead back to the west side of Bonnie Fortune key. Depending on the tide the channel may take some maneuvering to get in but once there you will find great grass flats extending out from the mangrove shoreline. This whole area is good for trout and reds. On the west side of the Bunces Bridge and just beyond the boat ramps you will find the entrance channel to Mullet Key Bayou. The channel leads back to the old ferry landing mentioned earlier. The whole bayou is a controlled speed zone and parts of it are no combustion engine zones. This is a great area for kayakers to access from either the boat ramps or the ferry landing.

### **As for what to fish with**

Remember the water has finally dropped into winter temperatures so make it brown and get it down. Small shrimp and crab imitations fished just over the grass should work. I usually drift and blind cast if the wind is not too strong, otherwise I anchor or stake-out on a spot, fish it well, then move on. With the low tide we will look for tailers early on the Conception Key flat and on the flats in both the bayous. There are a lot of oyster mounds along the various mangrove shorelines that will hold reds. Casting a Clouser into the sandy area around the oysters could be productive. Try shrimpy colors.

*Dan*




January Outing Images: Cold. Windy. Warm Venison. Vibes. Yay



*Outings co-chair George Haseltine was one of the few members who actually fished. But more than 35 showed up for venison and goodwill at the cookout.*



*Mark Craig (l) lends a hand and moral support to official outing chef Mark Hays grilling venison.*




*An unidentified member of the club explores the Tampa Bay shoreline at Bay Vista Park in St. Pete's Pinellas Point.*




*Venison on the grill activated member salivating glands.*



*Mark Hays and Kirk Burton, sort of, chew fat.*



*Mark's cornhusk-wrapped tamales also contributed to that group taste bud phenomenon.*



*Bob Morrison, our How-To editor, demonstrates the close-up magnifiers attached to his cap. We can see clearly now.*



*David Tyska sent in this picture of George Haseltine waving the magic wand.*



## January's Trash 'n' Treasures Meeting/Auction




*Alan Sewell, as always, did an amazing job as our auctioneer.*

Topped with a fishy cap and rattling his castanet, Alan Sewell kept laughs and bids coming at a generous pace at our annual "Trash and Treasures" auction at the January meeting.

When the last of the used gear was sold cheers sounded all around and our treasurer looked pleased at piles of moolah that will help us all consume tasty food at our monthly outings.



*Ken Hofmeister is calculating how many flies he will have to tie to use up all of this tubing that he won.*



*Old fly gear looking for new owners.*



*Norm Sande, right, donated a pair of Simms stockingfoot waders*



*These boots were made for walking.*



*Rick Warfel gladly takes possession of his new Orvis fly rod from VP Tom Trukenbrod who helped pair the winners with their new gear.*



*Truk 'splains the process. Let the bidding begin.*



## Pat Damico: Popular Fly Casting Clinic Returns to **Maximo Park**

On Saturday, March 5, Suncoast Fly Fishers and the Tampa Bay Fly Fishing Club will host a Fly Casting Clinic with two Master Casting Instructors (MCI) – Dayle Mazarella and Pat Damico -- who will be assisted by two other well known instructors and casters in the Tampa Bay area, Leigh West and Steve Parker.



Registration is at 8:00 am. The course starts promptly at 8:30 am and continues until approximately 3 pm.

It's free to IFFF members. Others can join IFFF at this event for just \$35, regular, \$25 seniors, or \$15 juniors and then the clinic is free. (NOTE: Clinics like this typically cost \$150.)

Location: Maximo Park, next to O'Neill's Marina in St. Petersburg, just off exit 16 on Interstate 275.

What: We will have some equipment for those need it. A 6-wt. to 8- wt.rod with a 7-8 ft. leader is recommended. We will have leader material, yarn, name tags, etc. We will familiarize participants with the format, layout, schedule, etc.

### Schedule:

- 8 am – Check in
- 8:30 am – Basic casting principles and execution. This portion is designed to help beginners learn to make basic casts and understand the principles involved. In addition, more experienced casters will learn how to teach friends and family. A handout of the principles and drills will be provided. Even experienced casters will find this portion helpful in reviewing the basics which, in turn, will help prepare for the more advanced casts later in the day.
- DRILLS: Grass Drill, Pick-Up and Lay-Down, False Casting, Break, Feeding Line, Roll Cast, Roll Cast to Pick Up and Feed. Each drill will have an advanced challenge for those pushing their limits.
- 11:05 am BREAK
- 11:15 Split into groups- Introduction to the IFFF Casting Instructor Program - Quick Casting- Basic Double-Haul- Advanced Distance Casting- Accuracy and Mending
- 12:00 LUNCH provided by Suncoast Fly Fishers
- 12:45 pm Repeat 11:15am Groups
- 1:30 BREAK
- 1:45 Fun Casting Drills - 4 Stations\* One-legged casting - (Keep the boat from rocking.)\* Accuracy - (Under mangrove and docks, and trout fishing) \* Distance - (Get that Redfish!)\* Quick casting - (Get that bonefish!)

**For more information call**  
**Pat Damico 727-504-8649**  
**Tom Gadacz 706-726-7899**

## Tom Gadacz: IFFF Introduction to Fly Fishing Class

Hi Everyone,

Our Club will be hosting an International Federation of Fly Fishers **Introduction to Fly Fishing Class** on Saturday, April 16 and again on Saturday, May 7 at **Bill Jackson's Shop for Adventure** at 9501 U. S. 19 North, Pinellas Park. The class is from 9:30 am to 1:30 pm. There will be coffee and pastries and then a luncheon from 1:30 to 2:30 PM.

From the club's perspective, the purpose of the class is to get more local people involved in our sport, grow our club, and create more active and educated stewards of our resources. All are welcome. – young and younger, women and men. Fly fishing is for everyone especially if you live in Florida -- Fishing Capital of the World.

The class is designed for people who know little or nothing about fly fishing but have been curious and interested in what is involved in our sport. The class is highly entertaining and interactive and developed so that by the time a participant leaves he or she will have a good general understanding of fly fishing:

- What is fly fishing?
- What are "flies"?
- Where can I fish?
- What kind of fish can I catch?
- What do I need to get started?
- Who can help me learn?
- What skills will I need?
- And more.

Here's how members of Suncoast Fly Fishers can help make this a huge success:

- **Recruit:** You must know someone who has expressed an interest in fly fishing – a co-worker, a neighbor, a relative. Talk to them about the class and personally offer to be their sponsor. By the way, sponsors and participants receive raffle tickets which are good for prizes during the meet-and-greet luncheon immediately following the class.
- Offer to help organize and/or teach a follow-up fly casting class, fly tying class, or fishing trip. Offer to attend the meet and greet luncheon and make a connection that might lead to a mentoring relationship with a class participant. Offer to take a class participant fishing.
- Offer to volunteer to help organize and/or run the luncheon, check in participants, pre-meeting coffee and pastry session, photograph the activities, or run promotional activities, etc. and, of course, help with the clean-up afterwards. This is a team effort. Can you volunteer? Please contact Tom Gadacz at 706-726-7899 or via email at [thomasgadacz@yahoo.com](mailto:thomasgadacz@yahoo.com)

Thank you everyone  
*Tom*

## Walt Ruda and Dayle Mazzarella Sightfish Redfish

Dayle Mazzarella and I did a little wading trip on the South Shore of Tampa Bay around the Little Manatee River for a couple of hours one morning.

We fished an incoming tide and were fortunate enough to find some nice reds for sight fishing. We caught four nice reds that were all sight-fished with the smallest one being 26-inches and a few over the 18 to 27-inch slot.

Dayle is a master of the rivers in Wyoming and he easily mastered the flats here in Florida also.

### What-Where-When

- Conditions: Day started out in the 30's and warmed up to the 50's. Low winds and beautiful blue skies.
- Water Temp: High 50's
- Water Clarity: Clear
- Flies: Small Crab/Shrimp Patterns



*Dayle Mazzarella plays a Tampa Bay redfish.*




*Dayle with one of his redfish*




*Looks like a too-long-to-keep red for Walt*

*Walt*


Report: New Members Ryan, Will and Cooper Sollars



*In mid-January Will Sollars caught his first saltwater fish in Boca Ciega Bay on a winter pattern Clouser given to him by Capt. Pat Damico.*



*In January Cooper Sollars caught a monster bass – 7 pounds, 12-ounces – on a bait caster fishing one of the Fish Hawk ponds.*



*“Unfortunately dad has no fish pictures to show as I was operating the boat,” said Ryan.*

I haven't caught anything yet. I've been trying to learn/operate the new boat. On January 1, I purchased a new-to-me (used) 2015 Custom Gheenoe LT25 with helpful advice from Alan Sewell at our December Chili Cook-off at Ft. Desoto.

We were unable to attend the Trash and Treasures event because Will was inducted into the National Honor Society at his school but we will be at the February meeting.

*Ryan Sollars*

Report: Jimmie O. Carroll in Apalachicola



Here is a picture of the best speck I caught while in Apalachicola. It's not dated, so thought I would respond to your call for pictures ... and this one still has meat around its spine! Ha.

Oh, I have ticket to fly down for the Hog Roast again. I think I bought enough flies etc. last year.

*Jimmie*

## Tom Gadacz: FWC's Snook Symposium



FWC held a snook symposium on January 13, 2016, at the Caribe Royale in Orlando, FL. The purpose of the symposium was to present updated snook research and solicit input from Floridians. Jessica McCawley, Division Director Marine Fisheries Management, welcomed everyone. Speakers giving the research update included Philip Stevens, Joy Young, Robert Muller, Alexis Trotter, and Melissa Recks.

Snook are protandric hermaphrodites and hatch as males and transform to females when they are older. Apparently this process is influenced within a group of snook. Snook can live more than 20 years and reach 50 inches. Average snook on the east coast weigh 9.4 pounds and on the Gulf coast 7.2 pounds. They live in estuary and intermediate offshore waters as well as fresh water rivers and canals. They usually return to the same waters to spawn but may spawn offshore and will usually return to the offshore site. The usual spawning time ranges from April to October. Juveniles seek the safety of estuaries. Males reach sexual maturity in 2 to 3 years and females in 3 to 4 years. Researchers tag snook to follow migration and spawning patterns and various types of tags are used including ones that emit radio waves.

There seems to be a higher natural mortality rate for west coast snook than east coast snook and some of the factors include cold kills and red tide. West coast snook mature faster than east coast ones and in general are doing better than the east coast snook. How can one population be healthier than the other if the mortality rate is higher? The concise answer is that mortality is only one of several factors used to evaluate the health of a population.



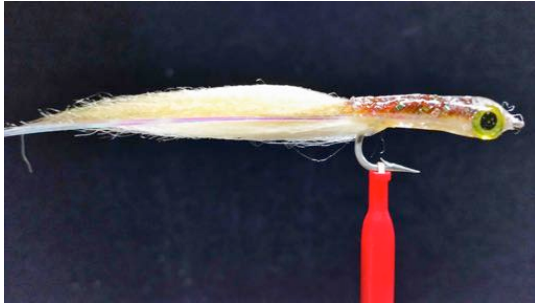
*Suncoast Fly Fisher Steve Putbrese with a 42-inch Tampa Bay snook caught wade fishing in June, 2015.*

Determination of the size of the fish that can be kept has varied and is influenced by the estimate of breeding females and the upcoming male population that will transform into females.

The spawning potential ratio (SPR) is defined as the ratio of mature fish in the population compared to an unfished state and the management goal of 40% is used to provide buffer against episodic environmental events such as a cold weather kill or red tide. In 2006, the SPR for both east and west coast was around 25%. Regulatory changes put in place in 2007 are helping achieve an SPR of 40%. Because of the cold kill in 2010, the season was closed. Snook harvest reopened on the east coast in September 2011. It did not open on the Gulf coast at all until Sept. 2013.

Stocks are now rebuilding and snook stamp funds have generated money for more robust stock assessment. A stakeholder survey was conducted and additional discussions are scheduled for the rest of 2016. More information can be found [here](#).

By Tom Gadacz  
President, IFFF Florida Council



Lately we have been talking about flies for winter fishing. Winter flies are generally tied smaller with shrimp and crab colors; patterns get more use. Another very important winter forage is juvenile anchovies and silversides. They are often referred to as rain bait, blood minnows and glass minnows. I thought this pattern would approximate these tiny bait fish. The pattern is basically a very small surf candy. Here are the materials and steps for tying it.

**Materials**

Hook: Size 4 or 6 Mustad 34007  
Optional hook wrap: .022 lead free solder  
Head: Mono thread  
Body: Polar Fiber --- brown and beige  
Flashabou  
Tubing: EZ Body braid 1/8-inch dia.  
Eyes: 3D stick on eyes  
Glue: Solarez UV resin

**Tying Sequence**

**Step one:** Wrap 10 -12 turns of the solder around the hook shank. (This is optional.)

**Step two:** Lay a thread base from the hook eye back to above the barb.

**Step three:** Invert the hook to tie in a bundle of beige polar fiber for the belly starting about one eye width behind the eye of the hook. After removing the under fur and hand stacking the bundle should be about the diameter of the lead in a wooden pencil and a little over 2 inches long. Bind the bundle down with open spiral wraps to the bend of the hook and back to the tie in point.

**Step four:** Turn the hook right side up and repeat the tie in process for a bundle of brown Polar Fiber on top of the hook.

**Step five:** Tie in 4-6 strands of Flashabou down each side. Bind the flash to the sides of the body and tie off behind the hook eye and clip the thread.

**Step six:** Prepare a piece of EZ Braid tube about  $\frac{3}{4}$  of an inch long by very carefully melting one end with a flame to prevent unraveling. From the burned end of the tube make a cut about  $\frac{1}{4}$  inch long on the bottom of the tube. This cut will accommodate the bend of the hook later.

**Step seven:** Slide the melted end of the tube over the eye of the hook and position the cut to accept the hook bend. Reattach the tying thread and whip finish the front end of the tube to secure it. Clip the thread.

**Step eight:** Apply a thin coat of thin UV resin over the entire body braid tube. Rotate and allow the resin to penetrate the body. Harden with the UV light.

**Step nine:** Use small drops of thick UV resin to apply the 3D eyes. Once the eyes are in a satisfactory position harden with the UV light.

**Step ten:** Apply more UV resin to build up the desired finish to complete the fly.



## Capt. Pat Damico: Fly Casting Clinic. Tip #74

### Creepy Backcasts

*By Capt. Pat Damico, IFFF Master Casting Instructor*

At the Somerset, NJ, show recently while participating in the Examiner Development Program (EDP) -- *on snow covered ground* -- two members of the IFFF Casting Board of Governors were watching me cast. After what we all felt was a satisfactory completion of a task, Mac Lord, also on the board (also our Hog Roast speaker last year and the guy who gave us a great video casting clinic at Picnic Island) was observing from a distance and walked over and said, "Do that again, Pat, without creep on your last cast."



### What is "creep?"

Creep is defined as, "Allowing the rod to move forward on a backcast (without power) before the unrolling back loop has straightened." When the rod stops on a backcast at the proper position, it should not move forward prematurely. Even when this is a small amount, it will affect the cast in many ways. Once noticed some casters can make an immediate correction. If having difficulty, there is one thing that you can do that always prevents creep--drift the rod. Drift is defined as the 'repositioning of the rod (without power) that comes after the completion of the backcast." This is usually a

backward movement of the rod occurring as the back loop straightens. This is much more visible when standing further from a caster.

It is always better to be a drifter instead of a creep!

*Pat Damico, St. Pete Beach*

*Fly fishing guide Pat Damico charts in lower Tampa Bay. Contact: [captpat.com](http://captpat.com) (727) 504-8649*

## Pat Damico's Captain's Corner: via Tampa Bay Times

As winter approaches, water starts to cool and baitfish are more scarce. Open-water temperatures drop faster, but some small baitfish, especially glass minnows, will be in canals and well-protected deeper areas, especially where the sun can warm the darker bottom. Seawalls, wooden structure such as docks, and boats with large hulls absorb heat, inviting fish to stay close. Our low tides are midday so bankers' hours might be in order for snook, reds and trout. As the tide comes in, feeding activity should increase. A water thermometer is a necessity. A few degrees makes a difference. Seek the warmest places. On the shallow grass flats, fish will be in sand holes, improving sight-fishing opportunities. Probe these with well-placed casts. A smooth surface with no wind might help fly casting, but larger fish will spook easier. A ripple on the surface will get you closer to fish. Fish on the windward side rather than in the lee because wind pushes plankton close to shore and available baitfish will be there feeding..

---

## Bob Morrison: How-To

---



**Stormy in Mobile? Then fish St. Pete today.** Fish will usually hit better on a falling barometer. If a storm is coming tomorrow, fish today. However, if a storm is imminent, get off the water before it hits. Mind the lightning.

**Slow down, you move too fast.** Vary your retrieve speed. If you are not getting any hits, slow it down, especially if you are using a crab fly pattern. The same goes for fly size. If you get no hits on the size you are using, go to a smaller fly. A sixteen-inch fish might be intimidated by a five-inch fly so try it smaller as necessary.

**Explore the water column.** Find the correct depth. Start shallow, and go deeper with weighted flies as necessary. Mark your weighted flies so that you can tell them apart from the unweighted ones.

**This is slick.** Look for areas where the surface is smooth and "slick" looking. They probably hold bait fish.

**Can you see the bottom?** In clear water, white flies are at their best, so try those white finger mullets when the sun is out.

*Go get 'em and good luck*

*Bob*

---



**THIS DOESN'T SEEM  
LIKE A BIG DEAL...**



**UNTIL YOU FORGET  
TO PUT IT IN.**

---

*Al Pitcher sent us these images, perfect for the How-To page.*

# Special Friends of Suncoast Fly Fishers

To place an ad in *On The Fly* please  
email Karen Warfel at  
[kwarfel@yahoo.com](mailto:kwarfel@yahoo.com)

ORVIS



1502 N. Westshore Blvd.  
Tampa, FL 33609  
813 681 1888  
store@flintcreekoutfitters.com

www.FlintCreekOutfitters.com



**Firefly FISHING LODGE & RETREAT, LLC**


- Rustic lodging at 90-acre mountain, creek & river paradise
- Guided fly fishing/drift boat packages
- Customized family tours & activities

1414 Robert Miller Lane Mineral Bluff, GA 30559  
706-374-4489 • [fireflylodge@tds.net](mailto:fireflylodge@tds.net) • [fireflyfishinglodge.com](http://fireflyfishinglodge.com)



**Metalfab Inc**  
ARCHITECTURAL METAL SPECIALISTS

[WWW-METAL-FAB INC. COM](http://WWW-METAL-FAB INC. COM)



**The Fly Guy**  
Capt. Pat Damico  
2981 E. Vina del Mar Blvd.  
St. Pete Beach, FL 33706  
Tel: 727-360-6466  
Web: <http://captpat.com>  
Email: [flyguy@captpat.com](mailto:flyguy@captpat.com)



Guy Tillotson  
President  
Phone: (904) 347-3138  
Email: [guy@grandslamgroup.com](mailto:guy@grandslamgroup.com)

**GRAND SLAM GROUP, LLC**  
Sales & Marketing  
[www.GrandSlamGroup.com](http://www.GrandSlamGroup.com)

3806 Guilford Rd., #6 Naples, FL 34112

© Paula Cannon 1996

**FLY FISHING Star Valley Outfitters**

- Lessons
- Casting
- Fly Tying
- Fishing Trips



**Dayle Mazzarella**  
(760) 703-0118  
email: [emailmazz@yahoo.com](mailto:emailmazz@yahoo.com)



Tampa Bay  
**On The Fly**

3625 S. Manhattan Avenue  
Tampa, Florida 33629  
727-504-4062



**International Federation of FLY FISHERS**  
Conserving. Restoring. Educating Through Fly Fishing®

# Special Friends of Suncoast Fly Fishers





**Dollar for Dollar**  
Alpen is your Best Optics Buy!

Alpen Optics – Winner of **7 Outdoor Life** “Great Buy” Awards. *More than any other optics company – EVER!*

 **877-987-8370**  
**alpenoptics.com**

Call ALPEN, use code word “Fly” to receive FREE keylight & catalog.

 **JIM SWANN'S** 

Complete Fly Fishing Shop  
Rods - Reels - Hand Tied Flies - Guide Service  
Fly Tying Materials  
Classes in Fly Tying and Casting

13650 S. 98 By Pass  
Dade City, FL 33525

352-567-6029

 **SaltFlies**

Custom Built Saltwater Flies

CRAIG SMOTHERS  
5526 SHADY BROOK TR.  
SARASOTA, FL 34243

PHONE: (941) 266-5209  
EMAIL: SALTFLIES@GMAIL.COM  
WEBSITE: WWW.SALTFLYS.COM



**1-866-865-4695**  
**WWW.ONOS.COM**  
Lifetime Warranty

**Tampa Bay Charter Fishing**  
with  
Capt. Dan Bungarner  
aboard  
"Teacher's Pet"



Ph. 727-526-7565 (cell 727-422-9163)  
USCG Licensed



# **Special Friends of Suncoast Fly Fishers**



plantationoncrystalriver.com  
800-632-6262

# Special Friends of Suncoast Fly Fishers



**WWW.NUCANOE.COM**  
**PHONE: 888.226.6310**



## Bill AuCoin : Flyfisher Flyover



**Citizen-science is the new buzzword.** Florida's FWC just put out a report of its *TrophyCatch* program, now three years old. Results, in short, are amazing. Anglers have documented the release of more than 3,000 eight-pound bass back into Florida waters. These huge specimens, each with the right kind of genetics, will help guarantee more lunker Florida strain bass in Florida's future. I lost an 8-pound bass one time. So, was that a good thing? Oh, this is hard.

(FWC)

**More good news.** Florida's Fish and Wildlife researchers say numbers appear to show that catching bass on their spawning beds poses little risk to a lake's bass population. (FWC)

**Is this what they call "crowdsourcing?"** You buy this app for your iPhone or Android and then you log in and find out where the fish are biting ... in real time. Who wants to test this for the club? Lemme know. We tip the OTF hat to Tom Jones for this one. (Fish Brain)

**A buyer for your flies?** Maybe so. I stopped and chatted with the manager of the new tackle store on 34th street -- St. Pete Fishing Outfitters (nice store btw) -- and he said he'd possibly be interested in buying and re-selling some flies tied by our members. See me at the meeting and I'll give you the contact info. (St. Pete Fishing Outfitters)

**More about UV glue.** Joe Corr sent me this link about a new UV glue product. The liquid resin comes with its own built-in UV light which cures your flies in three seconds. You also can use it on porcelain, plastic, leather, copper, wood, vinyl, metal, PVC, glass and much more. The "much more" includes your hand-tied flies. (Lazer Bond)

**Casting issues? Just ask your fly rod.** *Angling Trade* magazine has a link to an article about a professor at the University of Michigan who has invented a rather unique fly fishing tool. Noel Perkins, a fly fisher himself, made a miniature sensor that fits in your fly rod and then measures the efficiency of your casting. He tested it inside a football, too. Prediction: next year the deflated New England Patriots will be accused of "sensorgate." (Detroit Free Press)

**I think I caught this weird creature once.** (Or maybe I dreamt that I caught it?) Britain's *Daily Mail* calls it a "mutant sea creature." The editors at *Sportfishing* say, no, it's a real fish and pointed me toward the authorities at UF. (Daily Mail, University of Florida)

*Bill*