

On The Fly

March 2015 Volume 25, Issue 3

The Hog Roast was a heckuva success. Good food, fun, and generous bidding to raise \$\$\$ for our club's fly fishing outreach programs. Picture proof on pages 11, 12, and 13. Print and fill out the survey on page 4.



Macauley Lord led two casting clinics teaching how to shoot your own video to analyze your fly cast. Page 15. Tom Gadacz explains how to download and use the free slow motion Ubersense app and what you can do with it. Pages 16-17.



Battle of the bamboo rods. Fishing wasn't so hot at February's outing on Largo's Walsingham Lake but back on dry land competition heated up with a bamboo rod competition. Page 10.

VP Tom Trukenbrod has the highlights and results of the membership survey. The winner of the 8-weight outfit -- TFO Pro2 rod, Lamson Liquid reel, Rio fly line -- will be selected in a raffle drawing at the March meeting. Page 6, 7, 8.

Also in this issue of On The Fly

NEWSLETTER OF THE SUNCOAST FLY FISHERS

On The Fly

March 2015 Volume 25, Issue 3

• News 'n' Notes	2
• Florida Council IFFF Report	3
• Hog Roast Survey	4
• Results: membership survey	6-8
• Karen Warfel In The Spotlight-	9
• Dueling Bamboo Rods	10
• Hog Roast Photos	11-13
• Charlie Most and Macauley Lord	14
• Gadacz: Fly cast videoanalysis	15-17
• Tying Bench: Lefty's craft fur fly	18
• Pat Damico: Casting Clinic #64	19
• Bluegill flies out of the box	19
• Report: Tierra Verde canals, flats	20
• Report: Hofmeister: New tricks	21
• Bob Morrison: How-to	22
• Bill AuCoin: Flyfisher Flyover	26

News 'n' Notes

Thursday, March 19 club meeting

Election of new club officers and board members, all unopposed.

You'll be asked to vote and confirm the nominees to serve as officers and directors on the board

- New Officers: Dick Miekka, secretary. Karen Warfel, Treasurer
- New Board Members: Tom Gadacz, Rick Warfel, Jeff Heer

Fishing the Everglades Canals with Russ Hampton

"If you want to catch fish keep your fly in the water."



- Get ready for the April expedition to the Everglades canals. Our presenter is Russ Hampton of Clermont -- outfitter, fly tier, and the go-to person for advice about fishing the canals of the Everglades.
- Russ will also show us his new techniques for tying streamers. (Our Tying Bench in April issue of *On The Fly* will have Russ' instructions for tying his famous gurgler pattern that is very productive in the E'glades canals.) Or, go to the website for directions in the June 2010 issue.
- Survey raffle drawing. VP and strategic planning chairman Tom Trukenbrod will draw the winning ticket for the TFO Pro Rod/Lamson Liquid Reel/Rio fly line package. And he'll discuss the results of the survey and the next steps.
- Myron will announce the details of the April fly swap involving exchange of three flies that have caught the largest fish ever. Hmmm.

HOG ROAST REPORT: The board of directors commended Hog Roast chairs Karen and Rick Warfel for an outstanding and very productive event that added mucho \$\$\$ to the club checkbook.

Saturday March 21 Club Outing - Sunshine Skyway Pier area

- Watch you email for updates
- Sign up and get the final scoop at the March meeting

Saturday, March 21, Free Casting Clinic in Sarasota

Mangrove Coast Fly Fishers are inviting Suncoast Fly Fishers to join them

- 9AM - 1PM @ Twin Lakes Park at 6700 Clark Road in Sarasota.

Thursday, April 9 Fly Fishing Film Tour

- Tampa Pitcher Show, 14416 N. Dale Mabry Hwy, Tampa
- Info and ticket purchase online [at flyfilmtour.com](http://flyfilmtour.com). 727-400-4790

Thursday, April 16 Club Meeting

Saturday, April 18 Club Outing

Emerson Point or Cypress Point. Stay tuned.

April 24-26 Special Club Outing: Everglades Canals

Rooms are reserved in a block at La Quinta Sunrise in Sunrise, Florida near Fort Lauderdale under Alan Sewell's name. To secure the special rate (\$78), make your reservations with your own credit card. Phone 954-846-1200, extension #6.

Tom Gadacz: IFFF Florida Council Report

Sunday, March 22, Florida Council IFFF meeting

All IFFF members are invited to attend the annual meeting of the Florida Council of IFFF in Winter Park, near Orlando. Casting for recovery event will also be held. Details on the poster on page 23.

Location: The Cloisters, 100 S. Interlachen Avenue, Winter Park, FL 32789.

Time: 1:00 p.m. to 2:20 p.m. Meet in the Social Room on the first floor. (Parking may be an issue; plan accordingly.)

Agenda:

- Election of President, Vice-President, and Directors.
- Budgets including travel.
- Plan Florida council participation at ICAST/AFFTA July 15-17.
- Plan Expo 2015 at IFGA in Fort Lauderdale Oct. 2-3.
- Discuss 2016 Expo venue.

Our 2015 Fly Fishing Expo will be at the International Game Fish Association (IGFA) and the Marriott Courtyard Fort Lauderdale Airport and Cruise Port October 2 – 3.

The International Fly Fishing Fair will occur August 11-15 in Bend, Oregon. The IFFF is celebrating its 50th Anniversary. It will be a great meeting. Details are on the IFFF web site at <http://fedflyfishers.org/FlyFishingFair.aspx>.

The IFFF Fly Tying Group has established a Fly Tying Skills Awards Program and details for how to participate are provided on the IFFF web site at <http://www.fedflyfishers.org/Tying/FlyTyingSkillsAwardsProgram.aspx>

Florida Council activities are posted on our web site and activities can be followed on [Facebook](#).

Tom



Did you go to the Hog Roast? Then take this Survey

Suncoast Fly Fisher: Please do not sign your name. Bring the completed surveys to the March or April membership meeting or mail it to: Suncoast Fly Fishers P.O. Box 40821, St. Petersburg, FL 33743-0821

Please circle your evaluation of the categories below. Please enter any additional comments at the bottom of this sheet or on the reverse side.

Overall Event 1 = Excellent; 2 = Very Good; 3 = Good; 4 = Fair; 5 = Poor

Location - City of Treasure Island Auditorium 1 = Excellent; 2 = Very Good; 3 = Good; 4 = Fair; 5 = Poor

Program:

- Macauley Lord 1 = Excellent; 2 = Very Good; 3 = Good; 4 = Fair; 5 = Poor
- Project Healing Waters 1 = Excellent; 2 = Very Good; 3 = Good; 4 = Fair; 5 = Poor
- Quality of Food:
- Pulled Pork 1 = Excellent; 2 = Very Good; 3 = Good; 4 = Fair; 5 = Poor
- Sweet/Smokey Ribs 1 = Excellent; 2 = Very Good; 3 = Good; 4 = Fair; 5 = Poor
- Turkey 1 = Excellent; 2 = Very Good; 3 = Good; 4 = Fair; 5 = Poor
- Mac & Cheese 1 = Excellent; 2 = Very Good; 3 = Good; 4 = Fair; 5 = Poor
- BBQ Beans 1 = Excellent; 2 = Very Good; 3 = Good; 4 = Fair; 5 = Poor
- Cole Slaw 1 = Excellent; 2 = Very Good; 3 = Good; 4 = Fair; 5 = Poor
- Garlic/Corn Bread 1 = Excellent; 2 = Very Good; 3 = Good; 4 = Fair; 5 = Poor
- Beverages 1 = Excellent; 2 = Very Good; 3 = Good; 4 = Fair; 5 = Poor
- Banana Pudding 1 = Excellent; 2 = Very Good; 3 = Good; 4 = Fair; 5 = Poor
- SFF Logo Cake 1 = Excellent; 2 = Very Good; 3 = Good; 4 = Fair; 5 = Poor

Door Prize:

Alan Sewell 5W Rod/Reel/case: 1 = Excellent; 2 = Very Good; 3 = Good; 4 = Fair; 5 = Poor

Grand Raffle Prize

- Pescador 10 Kayak with Paddle and Vest 1 = Excellent; 2 = Very Good; 3 = Good; 4 = Fair; 5 = Poor

Live Auction

- NuCanoe Frontier 12 1 = Excellent; 2 = Very Good; 3 = Good; 4 = Fair; 5 = Poor
- Steve Parker Pen 1 = Excellent; 2 = Very Good; 3 = Good; 4 = Fair; 5 = Poor
- Fly Boxes 1 = Excellent; 2 = Very Good; 3 = Good; 4 = Fair; 5 = Poor
- Fishing Trips /Casting Lessons 1 = Excellent; 2 = Very Good; 3 = Good; 4 = Fair; 5 = Poor
- Silent Auction Items 1 = Excellent; 2 = Very Good; 3 = Good; 4 = Fair; 5 = Poor
- Bucket Raffles 1 = Excellent; 2 = Very Good; 3 = Good; 4 = Fair; 5 = Poor
- Length of Event 1 = Excellent; 2 = Very Good; 3 = Good; 4 = Fair; 5 = Poor
- Awards Ceremony
- Vision/Values Award 1 = Excellent; 2 = Very Good; 3 = Good; 4 = Fair; 5 = Poor
- Fishing Awards 1 = Excellent; 2 = Very Good; 3 = Good; 4 = Fair; 5 = Poor

COMMENTS & SUGGESTIONS. (Use reverse side, too)

Rick Warfel and your Hog Roast Committee

We are Suncoast Fly Fishers

Suncoast Fly Fishers

P. O. Box 40821
St Petersburg, FL 33743-0821
www.suncoastflyfishers.org

Club Officers

Pres: Kirk Burton, 727-631-3033
Vice Pres: Tom Trukenbrod
Sec: Ken Hofmeister, 727-521-1637
Treas: Karen Warfel

Board of Directors

Dick Miekka - Dan Bumgarner - John
Craig - Alan Sewell - George
Haseltine-David Putnam. Pat Damico.

Committees

Volunteers welcome. Please speak to
any director.
Casting Skills -- Pat Damico, MCI;
Dayle Mazzarella, MCI
IFFF Liaison - Pat Damico
Fly Tying -- Myron Hansen
Membership -- Karen Warfel
Webmaster -Dick Miekka
Hog Roast - Karen and Rick Warfel
Club Outings and Lunches -- Alan
Sewell, Richard Oldenski, Mark Hays
Project Healing Waters -- John Craig,
Terry Kirkpatrick
Raffles -- Dave Barson
Programs -- Board of directors
Newsletter, publicity -- Bill AuCoin

Aims and Purposes

Suncoast Fly Fishers (SFF) is a non-profit 501(C) 3 organization and a charter member of the International Federation of Fly fishers.

Suncoast Fly Fishers are dedicated to sharing their total fly fishing experiences and to developing interest in fly fishing in both fresh and salt water. We promote and teach both fly fishing and related subjects of fly-tying, rod building, fly-casting and knot tying. Through collaboration, fellowship, conservation and sportsmanship we help members become more skilled, have more fun, and be more productive in the sport. SFF supports the conservation of natural resources, boating safety and fishing regulations.

Monthly Meetings are the third Thursday of each month except December from 6 to 8:30 pm, Walter Fuller Park Recreation Center, 7981 26th Ave N., St. Pete



Directions to our meeting at Walter Fuller Park...

From 22nd Avenue N turn North on 72nd St. N. Turn left (South) on 26th Avenue N. Then turn right into the recreation center parking lot.

<http://suncoastflyfishers.com/meetings.html>

The Suncoast Fly Fishers, Inc. (SFF) is an organization of fishing enthusiasts who love fishing with the fly rod. We welcome all people of all ages with similar interests; regardless of their fly fishing skill level. We enthusiastically teach those that wish to learn or improve their fly casting, fly tying and related fly fishing skills. SFF meets monthly where we talk fly fishing, tie flies and most months feature a speaker with a program highlighting local fly fishing opportunities. SFF is a non-profit, 501(C)3 organization. SFF is a charter member of the [International Federation of Fly Fishers \(IFFF\)](#). SFF is a member of the [Florida Council of IFFF](#).

Contact Us: By U.S. mail: Suncoast Fly Fishers, P.O. Box 40821, St Petersburg, FL 33743-0821

Highlights: 2015 SFF Membership Survey

By Tom Trukenbrod

A huge *Thank You* to all who took the time to fill out and return the 2015 SFF Membership Survey. You have provided invaluable information to your Board of Directors to help improve participation in our club moving to the future.

Based on the responses to the survey questions, here is a summary of your thoughts:

- Water Fuller Center is a favorable meeting facility.
- The meeting raffle selections are useful and enjoyable.
- Meeting program favorites were talks by local guides and how to improve casting skills; fly tying clinics; how to choose and buy fly rods, lines, and reels; and care and maintenance of gear.
- Favorite outing locations: Fort DeSoto, Pinellas Point, Weedon Island, Manatee River, and dock lights at night. And, most of us will drive an hour.
- The Hog Roast is still a favorite event.
- The use of e-mails to announce special events or request volunteers is favored by 88% of those returning surveys.
- IFFF (International Federation of Fly Fishers) is beneficial to SFF.
- We like to fly fish in saltwater using artificials.
- There is a high level of interest in many areas for volunteering.

Overall the feedback was positive. Your Board of Directors will continue to work for you, the members. Always feel free to contact us with your ideas to help improve our club.

A final note: thank you to the members of the Strategic Planning Committee for all their work and input.

Tom

Tom Trukenbrod
Vice President
Chair, Strategic Planning Committee

Did you win? If you filled out a survey you could be the winner of an 8-weight TFO Pro 2 rod equipped with a Lamson Liquid reel filled with Rio fly line. Come to the March meeting to see if you're holding the winning raffle ticket. Editor

Membership survey results on following two pages. Please make one correction. The number of members who check out the fly tyers before the meeting "sometimes" was 27, not 37.

2015 Membership Survey results

2015 SFF Member Survey Results

1. Do you think Walter Fuller Recreation Center is a good location for SFF club meetings?												
YES							53					
NO							4					
UNDECIDED							11					
2. How often do you check out the fly tyers table before the meetings?												
ALWAYS							40					
SOMETIMES							37					
NEVER							1					
WHAT FLY TYERS?							0					
3. How often do you practice or teach casting with the club rods before the meetings?												
ALWAYS							3					
SOMETIMES							18					
NEVER							36					
WHAT CLUB RODS?							10					
4. How often do you buy raffle tickets at the meeting?												
ALWAYS							32					
SOMETIMES							31					
NEVER							5					
5. The raffle prizes are items that are useful and/or enjoyable.												
YES							49					
NO							3					
UNDECIDED							16					
6. Which topics would you like to see covered in future meeting programs? Check as many as you like.												
Talks by local guides							60					
Fly Tying Clinics							36					
Boating safety							14					
Environmental Issues							23					
Fish biology							24					
Kayak skills and safety							29					
Fish and Wildlife Research							22					
How to choose and buy fly rods, lines and reels							34					
Care and maintenance of fly fishing gear							37					
How to improve casting skills							43					
Members telling about their latest fishing trip							32					
First Aid/ Fishing Injuries							26					
Pending legislation concerning fisheries management							20					
Fly tying basics							17					
Other (write in)												
7. Would you attend an outing at any of these locations? Check as many as you like.												
Fort Desoto							66					
Pinellas Point							56					
Manatee River							43					
Hillsborough River							39					
Dock Lights at Night							41					
Braden River							29					
Weedon Island							50					
Veterans' Memorial Park							34					
Snook Haven							24					
Honeymoon Island							34					
Chassowitzka River							28					
Lake Okeechobee							27					
Emerson Point							31					
Walsingham Lake							37					
Anclote Key							23					
Upper Tampa Bay Park							34					
Alligator Lake							27					
Mayaka River							30					
Other (write in): CypressPoint-Sommons Park-Crystal River-Lake Tarpon												
How far will you drive?							2	1/2 Hour	31	1 Hour	33	More

More survey results on next page

2015 Membership Survey results, page 2

	I would attend more outings IF:																						
8.	Would you like the annual banquet meal to be "Hog Roast/ Barbeque" or a different menu?																						
	Keep barbeque																					51	
	Change (Suggestion) Fish Fry (4)-Chicken (3)-Resturant (2)																					17	
9.	Would you be willing to teach fly fishing skills to school groups and kids' camps?																						
	YES																					25	
	NO																					24	
	MAYBE																					18	
10.	Would you be willing to teach fly fishing skills to adult groups?																						
	YES																					28	
	NO																					24	
	MAYBE																					16	
11.	Would you be willing to help veterans in Project Healing Waters at an outing at one of the parks in Pinellas County?																						
	YES																					35	
	NO																					15	
	MAYBE																					18	
12.	Would you like to volunteer for events like the Florida Expo?																						
	YES																					38	
	NO																					15	
	MAYBE																					15	
13.	Are you aware of the benefits that SFF enjoys by being a Charter Club of the International Federation of Fly Fishers (IFFF)?																						
	YES																					44	
	NO																					24	
	WHAT IS THE IFFF?																						
14.	Would you like to have more special outings like the Everglades trip that require traveling further and staying overnight?																						
	YES																					33	
	NO																					5	
	UNDECIDED																					30	
15.	Would you be willing to participate in environmental improvement projects like Coastal Cleanup, fish habitat restoration, etc.?																						
	YES																					55	
	NO																					2	
	UNDECIDED																					10	
16.	Would you approve of the use of email to communicate special messages and alerts of interest to the club that cannot wait for the newsletter or next meeting?																						
	YES																					60	
	NO																					4	
	UNDECIDED																					4	
17.	How many times per month do you usually go fishing? Give a number from 0 to 30.																						
	40% 7 or more-----60% 3 or more outings																						
18.	How often do you use/look at the SFF website?																						
	OFTEN																					11	
	OCCASIONALLY																					43	
	NEVER																					13	
19.	What % of your fishing do you do in the following ways?																						
	Fly Fishing 65 % Fishing with lures 25 % Fishing with bait 10 % TOTAL = 100%																						
20.	What % of your fishing is salt or fresh water?																						
	Saltwater 75 % Freshwater 25 %																						
21.	Which of the following do you own? Check all that apply.																						
	32 Boat 33 Kayak 18 Canoe 55 Waders 3 None of above																						



Karen Warfel, treasurer of Suncoast Fly Fishers and 2015 winner of our club's Values and Vision Award.

Member in the Spotlight... Karen Warfel

Hometown: Tampa, FL I have lived in Florida all my life. I was born in Tampa and moved away when I was ten years old. I lived in Orlando and Jacksonville before going off to college at Florida State University where I met my husband Rick. We moved back to the Tampa area 17 years ago.

When did you join Suncoast Fly Fishers? I officially joined in early 2011 with a family membership but did not actively participate until after I retired in December later that year.

What is your favorite game fish to catch on the fly and why? The most fun I have had fly fishing is sight casting to dolphin. My husband and I go down to the Keys every year to fish offshore. Whenever we come across a piece of floating debris we stop to test the water for dolphin with a fly rod. Dolphin are a great fish on the fly. They take a fly readily and once hooked they jump and run hard. They can be real knuckle busters.

What are your top three places to fish? Locally I enjoy Weedon Island, Ft. DesSoto and our outings at the Skyway. The Hillsborough River is my favorite freshwater location. Farther from home I love fishing in the Keys and trout fishing in North Carolina.

What is your favorite fly rod and reel? My favorite rod and reel is a TFO Lefty Kreh TiCr X 9' 8-wt. with a TFO BVK reel which I won in the raffle at the first Hog Roast I attended in 2012.

How and when did you get introduced to fly fishing? As a child, I remember my father and grandfather fly fishing. Although I've conventional-fished most of my life, I didn't really get started fly fishing until I became active with SFF.

Why do you like fly fishing compared to fishing with conventional tackle? There really is no comparison. Fly fishing is more challenging and more rewarding than any other type of fishing. Even if you are not catching fish, the process of fly fishing is enough to keep you engaged. If you do catch fish it is even better.

Tom Gadacz: Dueling Bamboo Rods at Walsingham



We had a great outing this past month at Walsingham Park. The fishing was moderately good -- Hey, Larry Morse caught a 15" bass! -- and the weather could not have been better. Lunch was great with sausages and a fine variety of desserts (compliments of Mary Ann Carmichael.)

Cliff Nigh, the third President of SFF, and Terry Kilpatrick, Project Healing Waters Fly Fishing (PHWFF) leader, were comparing their bamboo fly rods. They both build some handsome bamboo rods. Well, what do know but pretty soon they were casting and before long many members at the outing were slinging their bamboo rods, too. Ron Kelley and Rick Warfel threw some nice loops.

Bamboo rods gradually evolved from the early times when most of the fishing was with a rigid pole. As more flexible woods were used bamboo became the choice wood. The finest wood was bamboo and the highest grade bamboo came from a small province in China even though it's called Tonkin cane. The cane is split, treated and hand planed. Selected strips are glued together forming a six sided (hex) tapered rod. There are also some 4 sided (quad) and 5 sided (penta) rods. They are exquisitely finished with a variety of reel seats, ferrules, guides, glues, and varnishes. There are some two hundred hand operations (95% hand labor). If you fish bamboo, you realize that it was a living thing. Yes, you can fish bamboo in saltwater. Bamboo rods are truly a work of art by a select group of craftsmen. And two of them are SFF members. What surprised me is the distance these rods can cast -- 60 to 90+ feet.

It was great that Cliff and Terry shared with us their craft and skill. Maybe we can have a bamboo rod outing so start shopping for a fine bamboo rod.

Tom

2015 Hog Roast and Auction

February 28. City of Treasure Island Municipal Auditorium. What a night.



Keynote speaker Macauley Lord talked about how his 14-pound inflatable float boat gives him the freedom to move about the world -- Argentina in December anyone? -- to fly fish most productive waters.



Bill Scarola outbid the room and took home NuCanoe's \$1200 Frontier kayak plus a high-end graphite kayak paddle from Appalachian Outfitters.



Capt. Dan Bumgarner won the door prize, Alan Sewell's hand-crafted 5 weight with Lamson reel. And it looks like his grandson Peter Smith now has a go-to outfit to use for a long time.



Toni Fernstrom claims Carl Hanson 's innovative saltwater fly originals. Toni wrote, "I have heard so many stories about Carl Hanson and this was the first time I ever saw flies tied by the man himself. The framed flies was an opportunity I just couldn't miss."

More Hog Roast pictures on the next two pages

Continued: 2015 Hog Roast and Auction




Club outing trophy winners, left to right: Adam Hays for his peacock bass in the Everglades, Bob Burkard for the largest ladyfish, Ken Doty for the largest redfish and for the largest seatrout, Annie Hays for the largest sunfish, and Karen Warfel for the largest bass. Karen also won the Vision and Values trophy for her work as treasurer, membership coordinator, Hog Roast committee co-chair, and much more.



Alex Carmichael shows off his bidding prizes -- Bass Pro Shops' White River's Journeyman Fly Tying Station and Lefty Kreh Fly Tying Kit. Mary Ann seems pleased, too.



I can see clearly now. That's Deb Brooks behind Ono's Ernest Hemingway sunglasses.



Tom Jones' framed Gyo-taku print of a ladyfish was a very popular bidding item.

More from the Hog Roast and Auction



David Putnam shows Ann Hofmeister all the features of The North Face Base Camp duffel and Orvis fishing pack that he took home.



Left, Jimmy Carroll added freshwater stream and pond flies to his collection.

Below left, Sonny's BBQ served up plenty of pulled pork, ribs, turkey, mac and cheese, cole slaw and more.



Above, Publix baked a delicious cake decorated with our club logo.

Charlie Most and Macauley Lord Re-Connect

Charlie and Mac, former L. L. Bean fly fishing colleagues, meet again at the 2015 Hog Roast and Silent Auction



Macauley Lord (l), our Hog Roast headline speaker, and SFF'er Charlie Most meet up again at our club's Hog Roast and Auction.

By Charlie Most

I had retired from the Department of the Interior in Washington, D.C., and then worked in several fly fishing shops, including a stint with Orvis, in the Maryland - Virginia suburbs. That way, I could “hi-grade” shipments of fly tying materials as they arrived.

I then had a call from some employment outfit that said L.L. Bean was opening a new store in Tyson's Corner, Virginia, and was looking for someone to handle the store's fly fishing shop. This was the first store Bean's

had opened outside of Maine. I worked there for three years before getting fed up by the traffic congestion around the nation's capital.

Rumors had gone around that the store would be setting up a fly fishing course in the Blue Ridge mountains about 50 miles to the west. We were participating in a fly fishing show nearby and Mac came over and introduced himself and then said he'd like me to make a few casts for him at the show's casting pond. It sounded like an audition to me so I started casting and after two or three casts he said I could stop. Then he said, “Well, there isn't anything I can do for you.” I replied that could be taken two ways and he said, “No, you'll be helping teach at the new school.”

They sent me up to Bean's headquarter in Freeport, Maine to monitor their fly fishing course. Then I helped Mac and another Bean employee from headquarters for five or six weekend courses over the next two years at a Izaak Walton League clubhouse with a big pond we could use for casting.

It was a lot of fun, but I finally got fed up over the congestion around D.C., and we put our house up for sale to move down here. A sad thing happened then. Bean's has a close working relationship with Frontier, an outdoor destination travel outfit. I was offered a free salmon fishing trip to Iceland, but then we got a good offer for the house. I told my boss Roger I would be leaving and that he had a decision to make. He logically designated a young woman fly fisher who worked for me to go on the trip. I think he made the right decision but it still hurt. Win some; lose some.

Charlie

Video Casting with Macauley Lord

Yep, There's an app for that.

By Tom Gadacz. Photos by Tom Gadacz, Chris O'Byrne and Leigh West



Macauley Lord, IFFF Certified Master Casting Instructor and the person who put L. L. Bean fly fishing on the map, held a video casting clinic at Picnic Island Park on February 27 and 28. Twenty-five participants learned how to use video recording and slow motion video analysis to study their casting style. Slow motion video analysis is used in many sports, especially golf and tennis, and has also been used to train Olympic bobsled teams.



Off and on showers didn't stop Macauley Lord (above and below right) from teaching the proper cast and how to take videos to identify casting problems.

Dayle Mazzarella and Pat Damico, IFFF Master Certified Casting Instructors, organized the event and helped with casting instructions.

We learned a new application for various recording devices including smart phones, pads, and tablets. The app most used was **Ubersense**. This app can be used in either Apple or Android devices.

Most participants came prepared with the app already loaded and ready to go. We paired up and alternated casting and videoing. Macauley had a very positive approach to teaching and included everyone in the discussion. He had us tell our partner

what we wanted out of the session and then tell the group what our partner wanted, too.

We remained focused on what we were doing and how we were doing it. We learned how to use the app and also some of its drawing tools. It was neat seeing one's cast in slow motion. We learned how to position the caster and the recorder.



It was amazing to see what we needed to improve. We worked on keeping our loops tight by improving the speed of acceleration of our stroke, a straight-line rod tip path, and starting and stopping our stroke at the proper position. We also learned how to group together under the shelter and discuss video casting when the rain was pouring down (especially on Saturday) and then quickly get out on the field for casting and taking videos of our casting.

It all worked well and we now go forth with a new technique to help us analyze our casting form. It was a great session and exciting to apply a new technology to improve our casting. Most of us left confident of using slow motion video analysis to improve our fly casting.

Tom

Editor's note: On the next two pages Tom explains the advantages and the steps to take to use Ubersense or similar apps to improve your casting.

Tom Gadacz: How to Use Slow Motion Video Analysis to Improve Fly Casting Skills

Ubersense is an easy to use application for video devices which allows slow motion video analysis of any activity. Slow motion video analysis has been used for some time and usually requires highly specialized equipment and technical skills to analyze performance.

It is usually used by coaches to analyze performance by athletes to correct faults or improve techniques in performance. The slow motion analysis often detects the problem in technique that may not be evident in real time. Slow motion analysis has been used by Olympic teams to improve performance in bobsledding and has been shown to be more helpful than real time impressions. It is widely used in many sports such as tennis and golf. It has been used to compare side by side your tennis serve with that of a tennis pro.

What does this offer the fly fisher? A heck of a lot. Its recent application is for fly casting. You don't need special equipment or specialized training. You can use your smart phone, pad, or tablet. You can analyze the loop of your line, the arch of your cast, the length of your casting stroke, the timing of your haul and much more. So where do you start?

There are several slow motion video apps available but we will use Ubersense as an example. The equipment you will need is a video recording device such as an iPad or Android tablet. Ubersense has separate apps for IOS and android devices. You can use phones, pads, or tablets that have video devices. If you have an IOS (Apple) device you need an iTunes account. If you have an android device use Google store. You need a recent IOS device with version 4.2.1 or later and for android devices you need Android 4.3 or later.

What is the advantage of Ubersense and other such apps?

- Instant video recording and replay in high definition
- Analyze frame by frame play in several slow motion speeds
- Zoom and panoramic views
- Drawing tools of lines, circles, and angles
- Side by side comparisons
- Import video from a camera or an app such as Dropbox
- Share videos with other fly fishers and casting instructors

Some recording suggestions

The amount (time or space) of recording will be determined by the space (memory) on your device. You can store videos in the cloud or insert an SD card into your device to increase the memory. Usually, you'll want to limit each recording to two minutes or less or it will take extra time to optimize and save. The use of the software has some basic functions and you will need to play with the app to learn all the possibilities.

Using Ubersense

Once you load the app you will see a video camera with a white circle in the right upper corner. Touch the camera icon and it will turn on the camera and the image that will be recorded is on your screen.

To start recording touch the white circle with an inner red circle on the right middle of the screen. Framing what you want to record requires some preplanning which we will address later. Once the caster is framed record several casts by pressing the record button.

continued on next page

Continued...Analyzing your fly cast with slow-motion video

Watch the clock

Once you are in the recording mode you will see a clock at the top of the screen and on the middle right side a white circle with a red box. To stop the recording, press the red box. The session you just recorded will be represented by an icon in the bottom of the screen as will all subsequent recording sessions. You can continue recording additional sessions and each will be stored at the bottom of the screen. All the sessions will be stored in the Ubersense app by date and time. You can label them any time.

Viewing your videos

To instantly view your videos touch one of the recorded icons at the bottom of the screen. A panel of videos will appear on the screen of recent and past recordings. They are usually identified by date and time of recording. Touch one of the icons and the video clip will appear on the screen. Along the bottom of the screen is the time and in the left lower corner is a triangle pointed to the right. Touch this triangle and the video starts. The triangle is replaced with two vertical bars. Touch this icon and the video stops. On the bottom left corner is the slow motion speed. Touch this area and you can select the speed of the play back (1/1 = full speed to 1/8 one eighth speed). You can advance to any part of the video by touching the rectangle with the time and white circle and moving it to the right or left.

To use the drawing tools go to the upper right corner to the icon that looks like a slanted pencil. Touch that icon and three colored boxes (red, yellow and green) appear. To the right of the colored boxes are the drawing tools (line, arrows, and circles). The line will be a line segment. The arrow will draw an arrow. If you need to change the direction of the arrow lift your finger and then touch the tip of the arrow and draw another arrow. Same for the circle. To draw an angle touch the lower middle icon with the angle shape and use it to determine the arch of you cast. To erase your drawings touch the eraser pad icon on the bottom far right of the drawing tools. A square will appear with "Erase All" and touch that to erase all drawings. There are many other things you can do and will discover by playing with the drawing tools. To delete, share, or export a video touch and hold on the selected video until the options appear.

Some framing tips.

It will be difficult to capture both the front and back cast at the same time, so record six or so forward casts and then six or so back casts. Use an orange fly line which will give the best visualization. The background is important to highlight the line. Video with a background of trees or bushes will give the best contrast to see the orange line. Chose a position distance where the caster is on the far left or right side of the screen so caster and the formation of the loop are visualized on the screen. The caster's feet should be at the bottom of the screen. Set the position of the caster and the video recorder before you start filming. Have the caster do several casts to insure you're getting a good view of the caster and the fly line. This will help prevent wasted recordings.

Another tip is not only to record your cast from the side but, but also, from other angles including the front and back. Make sure you have a friend if you record in front of or behind a caster.

The technical analyses are a much more substantial part of the video recording and require much more expertise. So have at it and improve your casting skills at an accelerated pace. Practice, practice, practice is still the best way to improve but practice correctly.

Slow motion sport video apps. Free versions are available: <http://www.ubersense.com/>
<https://www.coachseye.com/>

Tom

Tying Bench

Lefty's Craft Fur Fly Tied by Capt. Dan Bumgarner



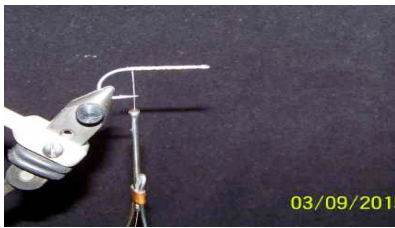
This fly is a great fly for beginning tiers. It is called Lefty's Craft Fur Shrimp. It was designed by Lefty Kreh as a bonefish fly. It has been a good producer on the grass flats for everything that eats shrimp. It is a very simple fly to tie using only two materials and three or four tying techniques and when finished it will catch fish.

I used bead chain eyes on this fly to make it a little lighter. It would be a lot of fun to explore the many possible variations that could be done to this fly and still be true to the basic design. That sounds like a great topic for another time.

Materials

- Hook --- Mustad 34007 size 2 - 2/0
- Tail --- Tan craft fur
- Body --- under fur dubbing
- Eyes --- dumbbell eyes or equivalent of your choice

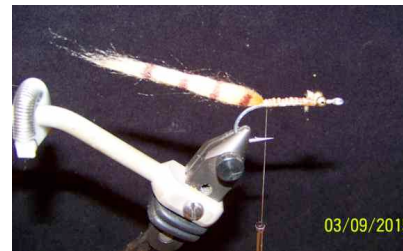
Tying Sequence




Step 1 (left) Tie in thread behind hook eye and lay a thread base back to above the barb and then back to a position about an eighth of an inch from the eye of the hook. Apply Flexament to thread base.

dumbbell eyes and apply more cement. Select and prepare a craft fur tail that will be about one and one half times the hook length and tie it in on top of the hook behind the lead eyes. Add barring with a brown sharpie.

Step 2 (right)
Attach a pair of medium



Step 3 (left). Form a dubbing loop at the base of the tail. Use the under fur left over from preparing the tail to sparsely fill the dubbing loop. Spin the loop good and tight and wrap forward crisscrossing around the eyes and tie off.



Step 4 (right)
Trim and whip finish then add a little head cement. Use a toothbrush or Velcro hooks to brush out the body.



Capt. Pat Damico: Fly Casting Clinic. Tip # 64



By Capt. Pat Damico, Master Casting Instructor

Another cause of poor line layout

After spending two days with Macauley Lord and his staff of casting instructors, local casting enthusiasts wanting to improve their casting found a tool in Ubersense that really opened their eyes. Working in pairs, participants recorded each other false casting, shooting line, roll casting, double hauling, distance casting, and any other casting mode that they wanted to see. Casting instructors then reviewed the video at different speeds, and angles and, using methods learned thru the IFFF Casting Certification program, discussed and applied necessary solutions to the caster's individual needs. Every participant brought home a video of themselves that they could reference. Group discussions and exchanging information made this a very enjoyable

and fruitful event.

Pat Damico, St. Pete Beach

Fly Fisher DIY Thinking out of the Box with Bluegill Flies



David Putnam went to the Walsingham Lake outing in February with a secret weapon -- a propeller fly for bluegills that he invented the night before. It worked. Three bluegills told him so. Some members went fishless, it was reported. Not Putnam.



At the Hog Roast Mr. Bluegillflies, Layne (Smitty) Smith, showed me a new bluegill fly he has created using the little rubbery pieces on a bathtub toy. No furs nor feathers required. Smitty promises us the step-by-step for "tying" this fly

Fishing Report: Catching with Pat Damico in Tierra Verde canals, flats.

*By Tom Gadacz and Capt. Pat
Damico*

Finally the water is warming. It went from 61 degrees a week ago to 73 degrees on this day. An overcast day with no morning winds found us exploring areas close to Tierra Verde.



Tailing redfish were spotted at low tide so we waded to stalk these spooky creatures. Using a crab pattern, we cast to several tails and disturbances in the water. No luck trying to get their attention and no hookups.



When the tide came in we explored other areas as the wind picked up and the clouds remained. A few small ladyfish and spotted trout were little to show for covering several areas. After a brief lunch we drifted over several grass beds and

Tom Gadacz (above) with a jack and (left) fat speckled trout.



Capt. Pat Damico with a fat speckled trout caught on the Tierra Verde flats

finally began to catch.

First, Pat caught several medium size trout and then we pulled in some ladyfish. FINALLY in a canal we caught fish. Several nice size (~17 inch trout) on brown/orange and pink/white Clousers. This was my record for a large spotted trout.

Pat tried a popper under the docks and on our last catch landed a nice jack. All in all it was a great day for catching but they made us work for it.

Tom and Pat

Fishing Report: Learning New Tricks 'n' Techniques

By Ken Hofmeister

Thanks to some very generous and supportive IFFF guides and casting instructors, Tom Gadacz and I were fishing Charlotte Harbor, Bull Bay, and Gasparilla Island in March.

We caught a few fish; but we caught more compulsion, enthusiasm, and passion for the fly fishing sport. Captain Al White and Dusty Sprague had volunteered trips at the IFFF Expo in 2010. Alas, I purchased them at auction but was unable to use them due to some medical issues. Both were patient and so Tom and I headed out for an adventure.



Capt. Al White has a passion for tailing redfish.



Ken, left, with Dusty Sprague

Though Al White had been fishing and guiding all his life, he was like a kid in his first ice cream store when he poled us up on a flat of tailing redfish. What a sight. And what passion, enthusiasm, and excitement from our guide.

He also introduced the idea of two fly fishers casting from the bow at one time. It worked--it also helped to have Tom being right-handed and me being left-handed.

Dusty, reminded me of the pleasure of a clean boat, organized fly box, correct leader, and the wisdom of having a spinning rod for the fisher not fly casting at the time.

We are so fortunate to have experienced watermen around us in the fine fellowship of fly fishers.

Incidentally, Al White is beginning a kayak transportation service from Englewood-Placido area to fishing grounds in Charlotte Harbor, including Bull Bay. What a great opportunity for us kayakers. He will point out the flies to use, the places to fish, and drop us off to do our best before picking us up in the afternoon. Prices sounded great and details will appear in the April newsletter.



Two fly fishers on the Capt. Al White's fly-casting deck. Tom Gadacz, right handed, and Ken Hofmeister, left

Ken

Bob Morrison: How-To



Don't spook the school

Fly placement is critical. With warmer weather, we intensify our efforts to catch the big one. At least that's the plan. Tides are moving water, and bait fishes are moving right along with it. On the incoming tide gamefish herd baitfish and shrimp into tight groups, backed up against the shoreline. Watch for areas of this activity, and place your fly at the edges.

When casting to game fish in the grassy shallows, place your fly on the outside of the school or fish, away from the shoreline and in front of the school. If you hook a fish in this area, it will probably charge toward deeper water, away from the rest of the school. In this way the school will not be spooked, increasing your chances for hooking a second fish after you have released the first one.

Outgoing tide savvy. On the outgoing tide game fish will usually cluster at deep channels, holes, and sandbars, waiting for the moving water to bring the bait to them. Concentrate on these areas at dusk and dawn, especially around the full moon when tides are more pronounced. Finally, sea trout seem to go for surface flies on the outgoing, and all the more when your retrieve is fast, noisy, and splashy.

Watch those teeth. Got an old leather work glove that you're not using? Cut off a finger sleeve, attach it to a zinger or clip it to your belt. When landing a fish, insert your index finger into the glove-sleeve, and put that finger into the fish's mouth, clamping down on the outside of his jaw with your thumb. In this way you have complete control over your catch while you unhook him, protected from his teeth. Again, I'll be using my old leather finger-sleeve this spring (just as soon as I find it).

Go get 'em, and good luck.

Bob

Fish Tales & Cocktails



Sunday, March 22, 2015
 4:00 p.m. - 7:00 p.m.
 Winter Park Golf Country Club
 761 Old England Ave, Winter Park FL 32789




Tickets \$25.00
 Scan the qr code to the left with your phone or visit:
<https://secure.acceptiva.com/?cst=of8a55>



We will
 hook you with
 our
 Silent Auctions,
 Raffles, Appetizers,
 Cash Bar and
 Drawing for a

17 FT. CUSTOM GHEENOE BOAT AND TRAILER!
 RAFFLE: \$1.00 PER TICKET



Together we can provide
 healing retreats to breast cancer survivors!

Our mission is to enhance the quality of life of women with breast cancer through a unique program that combines breast cancer education and peer support with the therapeutic sport of fly fishing. The retreats offer opportunities for women to find inspiration, discover renewed energy for life and experience healing connections with other women and nature. Casting for Recovery's retreats are open to breast cancer survivors of all ages, in all stages of treatment and recovery, and are free to participants.

For additional information, please contact:
 Lily Renzetti | 321.267.7705 | lily@renzetti.com

Sponsored by



Special Friends of Suncoast Fly Fishers

Guy Tillotson
President
Phone: (904) 347-3138
Email: guy@grandslamgroup.com

GRAND SLAM GROUP, LLC
Sales & Marketing
www.GrandSlamGroup.com

3806 Guilford Rd. #6 Naples, FL 34112

©Paula Cannon 1998

Firefly FISHING LODGE & RETREAT, LLC



- ✓ Rustic lodging at 90-acre mountain, creek & river paradise
- ✓ Guided fly fishing/drift boat packages
- ✓ Customized family tours & activities

1414 Robert Miller Lane Mineral Bluff, GA 30559
706-374-4489 • fireflylodge@tds.net • fireflyfishinglodge.com

Flint Creek
Outfitters
Est. 1965 Florida

1502 N. Westshore Blvd.
Tampa, FL 33609
813 681 1888
www.FLINTCREEKOUTFITTERS.COM store@flintcreekoutfitters.com

Spin Tackle

The Fly Guy

Capt. Pat Damico

2981 E. Vina del Mar Blvd.
St. Pete Beach, FL 33706
Tel: 727-360-6466
Web: <http://captpat.com>
Email: flyguy@captpat.com

Fly Tackle

GOODYEAR • TOYO • COOPER • MICHELIN



Since 1947

727-822-3981
www.bobleetire.com

TODD MURRIAN
1631 - 4th STREET NORTH • ST. PETERSBURG, FL. 33704

FLY FISHING **Star Valley Outfitters**

- Lessons
- Casting
- Fly Tying
- Fishing Trips



Dayle Mazzarella
(760) 703-0118
email: emailmazz@yahoo.com



Metalfab Inc
ARCHITECTURAL METAL SPECIALISTS

WWW-METAL-FAB INC.COM



Fly Fishing and Tying
Equipment, Instruction, and Adventures

4203 W El Prado Blvd
Tampa FL 33629
Enver Hysni Phone 813.443.0660
Cell 727.504.4062
info@tbof.com www.tampabayonthefly.com Fax 813.443.0662

Put your business card ad in our newsletter. Just \$100 (or auction items) for 12 monthly issues. Contact Karen Warfel, kmwarfel@yahoo.com

Tampa Bay Charter Fishing
with
Capt. Dan Bumgarner
aboard
"Teacher's Pet"



Ph. 727-526-7565 Cell 727-422-9163
USCG Licensed

Dollar for Dollar
Alpen is your Best Optics Buy!

Alpen Optics – Winner of **7 Outdoor Life**
“Great Buy” Awards. *More than any other optics company – EVER!*



877-987-8370
alpenoptics.com

Call ALPEN. use code word “Flv” to receive FREE kevlight & catalog.

Carbon Marine





Carbon fibers and space-age epoxies create the lightest fishing accessories.
813-928-9887
carbonmarine.com

Canoe Outpost-Peace River, Inc.
Beth Alibro
Office Manager, Group Coordinator



800-268-0083 or 863-494-1215
863-494-4391 fax
2816 NW County Rd. 661
Areadia, FL 34266
www.canoeoutpost.com - peacepaddler@canoeoutpost.com

 **JIM SWANN'S** 

Complete Fly Fishing Shop
Rods - Reels - Hand Tied Flies - Guide Service
Fly Tying Materials
Classes in Fly Tying and Casting

352-567-6029 13650 S. 98 By Pass
Dade City, FL 33525

Eppinger



Bill Jackson Inc.
Shop For Adventure

SPECIALISTS IN:
BACKPACKING
CAMPING
FISHING
GUN SHOP
IN-LINE SKATING
KAYAKING
METAL DETECTING
SCUBA DIVING
SNOW SKIING
STANDUP PADDLE BOARDS

9501 U.S. 19 North, Pinellas Park, FL 33782
Phone: (727) 576-4169
www.billjackson.com




SaltFlies
Custom Built Saltwater Flies

CRAIG SMOTHERS PHONE: (941) 266-5209
5526 SHADY BROOK TR. EMAIL: SALTFLYS@GMAIL.COM
SARASOTA, FL. 34243 WEBSITE: WWW.SALTFLYS.COM

Bill AuCoin : Flyfisher Flyover



Hey, Washington DC bureaucrats and legislators, this is a reminder that there are saltwater anglers out here in coastal flyover country. We catch a few fish for the fun of it, and we keep a few here and there so we can enjoy fresh fish at home. We release what we don't keep. Sometimes we don't catch anything. We spend billions on boats, tackle, fuel and travel. Remember, when you put the clamps on recreational fish limits you shut down businesses. Yes. really. So keep this in mind when you write the fishery rules. Fishing is more than just commercial fishing. Got it?

And on this subject there is this news: Another major grass roots organization -- Recreational Fishing Alliance -- has endorsed the "Morris-Deal" framework for federal recognition of the financial contribution saltwater angling makes as legislators move toward a reauthorization of the Magnuson-Stevens Fishery and Conservation Act. Johnny Morris of Bass Pro Shops and Scott Deal of Maverick Boats are the namesakes of the Morris-Deal commission articulating the vision and generating angler energy for this new model of fishing legislation. ([Trade Only Today](#))

This book belongs in your fishing library. Ken Schultz, fishing editor of *Field & Stream* for 30 years or so, has added new content to the ultimate how-to, where-to book of sportfishing -- *The Complete Guide to North American Fishing*. Ken is a long time personal friend and, I have learned, a former NYC banking colleague of our club's Paul Sequira. This is the book we should all have in our fishing library. ([Ken Schultz](#))

Vote for Tampa Bay -- Tampa Bay Estuary Program would like your input as TBEP revises its management plan for the first time in a decade. Your vote on various issues will help TBEP determine priorities for continuing its good work making our bay as good as it can be. It takes about five minutes. ([TBEP Poll](#))

A salute to Project Healing Waters -- "MERRITT ISLAND, FLA. — Jason Redler patiently watched and encouraged Russ Marek as he slowly wrapped thread around a fish hook and feathers to craft a fishing fly. Redler is a volunteer instructor with Project Healing Waters, an organization that works to help in the physical and psychological rehabilitation of military veterans with disabilities from wars." Read the whole thing. ([Bradenton Herald](#))

Straight Shooting -- Club member David Putnam has another article in *Florida Sportsman* magazine. This one deals with fly lines -- the good, the bad, and the ugly. Do you really need to spend \$80 for fly line? Well, hmmm. The article is not online so if you're not a *Florida Sportsman* subscriber grab one at the grocery while the March issue is on the shelf. Also, check out David's blog. ([David Putnam Outdoors](#))

Assigning blame. And why didn't you catch fish today? Was it the fly pattern you used? Your casting? Perhaps it was the wrong time of day? Capt. Pat Damico writes about this in this comprehensive article about how to make your fly fishing experiences more productive...for a lifetime. ([CapMel.com](#))

Bill