

On The Fly

October 2014 Volume 24, Issue 10



Bob Clouser of Clouser Deep Minnow fame (left) and casting pro Wanda Taylor headlined the fifth annual Florida Council/IFFF Fly Fishing Expo in Crystal River Oct. 10-11. It was a huge success with large numbers of fly fishing

enthusiasts from all over the state coming to check out new gear and ratchet up their fly fishing/fly tying skills. Pages 11-12.



Myron Hansen and Tom Jones teamed up to tie and take terrific pictures of this beautiful bullet docklight tube fly which Myron calls *Alan's White Lightning*, a tribute to outings chairman Alan Sewell. Page 8

Ken Hofmeister took his grandson Graham Lewis docklight fishing and the nine-year-old landed his first trout on a fly. Memories are made of this. Page 12.



Also in this issue of On The Fly

NEWSLETTER OF THE SUNCOAST FLY FISHERS

On The Fly

October 2014 Volume 24, Issue 10

- News 'n' Notes 2
- Alan Sewell: Review-Previews 5
- Tom Jones: Member in Spotlight 7
- Tying Bench: Docklight tube fly 8
- Kirk Burton: Chassahowitzka 9
- AuCoin: Florida Fly Fishing Expo 11
- Hofmeister: a first for grandson 12
- Tom Gadacz: VA Wellness Fair 13
- Tom Gadacz: Fla Sp'tsman Expo 14
- Pat Damico: Casting Clinic 15
- Mazzarella: Grass Drill #6 16
- Bob Morrison: How - To 17
- Bill AuCoin: Flyfisher Flyover 20

News 'n' Notes



Capt. Ron
Whiteley

October Meeting, Thursday, Oct. 16, 6-8 pm. As we enter one of the best fishing seasons of the year we've got one of the most experienced and knowledgeable fly guides as our speaker. He's Ron Whiteley of Punta Gorda who will tell us what fish to target, and where, and how. The title of his talk, very appropriately any time of the year, is *How to catch more fish*.

October Outing, Saturday, Oct. 18.

SFF Versus TBFFC. The annual **Carl Hanson Memorial Tournament** is Saturday. Jeff Janacek of Tampa's club won the big trophy last year. Somebody, please, bring it back to St. Pete by catching the most sunfish on the Hillsborough River, anywhere on the Hillsborough River. Lunch is mandatory. We meet at noon at the boat ramp at Rotary Riverfront Park on Fowler Avenue at the intersection of E. Fowler Avenue on Morris ridge Road in Tampa Terrace. Check out Alan's Reviews and Previews on page __.



Project Healing Waters

Kayaks and volunteers are needed Oct. 29 to support a fishing tournament at Fort De Soto Park for veterans from Bay Pines VA Center. John Craig will circulate a sign-up sheet at Thursday's meeting.



Suncoast Fly Fisher Logo Shirts

Want to put the club logo on your favorite fishing shirt? Just bring your shirt in to the October or November meeting and do the deal (one-thin-\$10-bill). Then, hey, you'll be looking good.

Free Fly Casting Instruction

Save December 6 on your schedule for a free fly casting workshop led by IFFF Certified Master Casting Instructors Pat Damico, Dale Mazzarella and Leigh West. It's free to SFF/IFFF members; \$35.00 charge for others. Location to be announced

SFF Calendar

October 16. October meeting, Walter Fuller Park, St. Petersburg
October 18. Carl Hanson Memorial Tournament, Rotary Park, Temple Terrace
November 9, Big Gun Shootout Fly Casting Contest, Picnic Island Park, Tampa
November 20, November meeting
November 22, November outing, Cypress Point Park, Tampa
December 6, IFFF Casting Instruction, where?
December 20, Don Coleman Classic at Fort De Soto Park
February 28, Hog Roast, Treasure Island Convention Center



SUNCOAST FLY FISHERS MEMBERSHIP APPLICATION

Name* _____ Date _____
Address* _____ City* _____
_____ State* _____ Zip* _____ Telephone* (____)
_____ E-Mail _____

Suncoast Fly Fishers (SFF) for new and renewing members. Membership categories (select one):

- ___ Regular Membership 1 year - \$15
___ Family Membership 1 year (includes Member, Spouse and children under 18) - \$25
___ Business Membership 1 year (includes monthly business card newsletter ad) - \$100
If a current member of FFF, enter your FFF number _____.

Federation of Fly Fishers (FFF). This is only for new members and is in addition to SFF membership. If you are a current member of FFF, please enter your FFF number (above). SFF is a charter club of FFF, and membership in SFF requires membership in FFF. Current members pay annual dues directly to FFF. Select one category only if a new member:

- ___ Individual 1 year - \$35
___ Individual 3 years - \$85
___ Family 1 year - \$45
___ Family 3 years - \$100
___ Senior (age 65 or over; provide date of birth (mm/dd/yyyy) ___/___/___ 1 year - \$25
___ Youth (under 18; provide date of birth (mm/dd/yyyy) ___/___/___ 1 year - \$15

Total amount due \$ _____. Please make check payable to **Suncoast Fly Fishers** and bring it along with completed application to next meeting or mail to:

Suncoast Fly Fishers
P.O. Box 40821
St. Petersburg, FL 33743-0821

Amount received \$ _____. Date received ___/___/____. SFF Treasurer _____

***This information is shown on the Membership List which is distributed to members only and is not used for commercial purposes. If you do not desire this information disclosed to members, please so indicate. Your e-mail address is not given to other members. The monthly newsletter, "On the Fly," is only distributed electronically. If you do not provide an e-mail address, you can obtain the newsletter from our web site.**

(<http://www.suncoastflyfishers.com>)

We are Suncoast Fly Fishers

Suncoast Fly Fishers

P. O. Box 40821
St Petersburg, FL 33743-0821
www.suncoastflyfishers.org

Club Officers

Pres: Kirk Burton, 727-631-3033
Vice Pres: Tom Trukenbrod
Sec: Ken Hofmeister, 727-521-1637
Treas: Karen Warfel

Board of Directors

Dick Miekka - Dan Bumgarner - John
Craig - Alan Sewell - George
Haseltine-David Putnam. Pat Damico.

Committees

Volunteers welcome. Please speak to
any director.
Casting Skills -- Pat Damico, MCI;
Dayle Mazzarella, MCI
IFFF Liaison - Pat Damico
Fly Tying -- Myron Hansen
Membership -- Karen Warfel
Webmaster - Dick Miekka
Hog Roast - Karen and Rick Warfel
Club Outings and Lunches -- Alan
Sewell, Richard Oldenski, Mark Hays
Project Healing Waters -- John Craig,
Terry Kirkpatrick
Raffles -- Dave Barson
Programs -- Board of directors
Newsletter, publicity -- Bill AuCoin

Aims and Purposes

*Suncoast Fly Fishers (SFF) is a non-profit 501(C) 3 organization and a charter member of the **International Federation of Fly fishers.***

Suncoast Fly Fishers are dedicated to sharing their total fly fishing experiences and to developing interest in fly fishing in both fresh and salt water. We promote and teach both fly fishing and related subjects of fly-tying, rod building, fly-casting and knot tying. Through collaboration, fellowship, conservation and sportsmanship we help members become more skilled, have more fun, and be more productive in the sport. SFF supports the conservation of natural resources, boating safety and fishing regulations.

Monthly Meetings are the third Thursday of each month except December from 6 to 8 pm, Walter Fuller Park Recreation Center, 7981 26th Ave N., St. Pete



Alan Sewell's Club Outing Reviews & Previews



Saturday September 20th, 2014 - Chassahowitzka River

Our September outing was held on the Chassahowitzka River. The local weather had been miserable all week. Heavy rain fell for days, and it rained all night and into the morning on the 20th. As we got near the river, the sky cleared, and it turned out to be a beautiful day. Warm temperature, no wind and lots of fish. This outing was another great event with friends, fun, food and fish. All SFF members caught fish. The largest bass was caught by Mark Hays. Could not have been a better trip.

Saturday, October 18th, 2014 - Carl Hanson Memorial Tournament.

Another year slips past us and once again it is time to honor our past guru, Carl Hanson. Carl taught most of our members (older ones like me) the importance of fly fishing. We met at his house every week to learn how to cast and tie flies. He loved to fish in freshwater so now, in his honor, we get together with TBFFC and fish on the Hillsborough River. We will be fishing for the largest number of sunfish caught by one club member. The club that wins will receive the yearly trophy to display and flaunt. Members can fish anywhere on the river. Lunch will be served at noon at the boat ramp on Fowler Avenue in Temple Terrace. Members can boat, kayak, canoe, fish from the bank, or just come to eat and celebrate Carl. We usually talk about Carl and his unique personality. I am sure we will do this again, but let's do something different this year. Every member says that they have the last fly, or anything that Carl had or owned. Bring this to the outing and we will see who really has the last fly.

Saturday, November 22nd, 2014 - Cypress Point Park, Tampa

Saturday, December 20th, 2014 - Don Coleman Tournament and Chili Feast, Fort De Soto Park

Alan

2014 - 2015 Outing Tournament Catches

Largest Bass - Karen Warfel - 14-inches
Largest Sunfish- Annie Hays - 8-inches
Largest Ladyfish - David Putnam - 21-1/2 inches
Largest Snook -- Alan Sewell -- 38 inches
Largest Speckled Trout-Open
Largest Redfish-Ken Doty -- 23-inches
Largest fish of other species - Adam Hays. Peacock Bass

Note: All fish entered in the yearly contest must be caught at a club outing, in the zone defined, and must be at least the legal size set by the Florida Fish and Wildlife Commission

Alan

The Lefty-Carl Fly Casting Duel

Editor's note: Did you hear about the time that Lefty Kreh went over to Carl Hanson's house and challenged him to a fly casting duel. Oldie but goodie. (St. Petersburg Evening Independent, February 5, 1980)

Member in the Spotlight

Tom Jones: Member in the Spotlight

Hometown: Louisville, KY

When did you join Suncoast Fly Fishers? About 6 years ago.

What is your favorite game fish to catch on a fly, and why? Redfish because they pull hard and they are good to eat.

What are your top three places to fly fish?

1. Vina del Mar, St Pete.
2. Tierra Verde, St. Pete.
3. Gandy Bridge, St Pete.

What is your go-to fly rod and reel? A rebuilt 9 weight Sage rod with a Redington Pursuit reel and a clear sink tip line.

How and when did you get introduced to fly fishing? At about age 25, when I was a young art director at an ad agency in Louisville, one of the agency account executives introduced me to fly fishing. I actually bought my first fly rod before I knew anything about how to flip it. On his advice, I got a rather stiff rod for "bass bugging" since that was the predominant sport fish in Kentucky. He gave me a quick lesson on how to cast with my new rod and we got in his 10' john boat and went out and caught some largemouth bass at a freshwater lake. Can't remember how many or what size. But it was a thrill to anticipate the explosion on the surface when a bass took the hula-popper (That's the only fly I knew for years).

Why do you like fly fishing compared to fishing with conventional tackle? First of all, I can't resist a challenge. And fly fishing is a challenge. Actually, I didn't know how much of a challenge it was until I joined Suncoast Fly Fishers. Attending Pat Damico's fly-casting clinics have challenged and changed my fly fishing exponentially. I went from leaning first on spinning gear in salt water to preferring fly tackle in every situation. Another reason I prefer fly fishing is that it lead to fly tying which I enjoy immensely.

My go-to flies which I enjoy tying (mostly because I anticipate them catching my dinner) are the Clouser Minnow, Shminnow (with a proprietary mix of flash for a tail), Tube Fly (featured in this issue), and my own DNA Glass Minnow (featured in a past issue of the news letter).



Tying Bench – Alan's *White Lightning* Tube Fly Tied by Myron Hansen and Tom Jones

If it swims under a dock light, this is your fly. That's the truth. On the other hand, the story below may not be completely accurate, but "it's my story and I'll tell it the way I want to."
Myron Hansen

Years back our board meetings were held at Alan Sewell's house. If we were lucky, after the meeting, we could go out into his garage where he kept his fishing tackle and look at "the collection." "Wow! I honestly believe what he kept there was actually the beginning of what we now know as Bass Pro Shops."



Well, one meeting was especially memorable because Alan had recently traveled to the Carolinas and had brought back some "white lightning." After the meeting and his "tackle shop tour," we went out into his backyard and took turns sipping "moonshine" from a Mason jar.

The conversation eventually turned to dock light fishing and Alan said he had just the fly for me. With a little "shine" under our belt, he taught me how to tie his infamous white tube fly. I've caught many a fish from this fly that I now call "*Alan's White Lightning*."

Intended Species: Any sport fish that swims under a dock light.

Materials:

Hook: size 2

Body: E-Z Body, medium, pearl or white

Thread: flat waxed nylon - white

Tail: white maribou or Finnish raccoon - white

Flash: pearl crystal flash

Eyes: 3D holographic eyes

Adhesive: clear nail polish and Softex for covering head and eyes

Tying Sequence

1. Wrap the hook shank and coat with clear nail polish. Add a piece of Finnish raccoon to the hook shank, wrap, with thread, and coat with polish. Add several pieces of crystal flash (not shown) to the tail, wrap with thread, "whip finish," and coat with clear polish.

continued on next page



Tying Bench Continued....Alan's White Lightning Tube Fly, Tied by Myron Hansen and Tom Jones

2. Cut a section of E-Z Body about twice the length of the hook shaft. Slide one end over the hook eye about half way down the hook shank. Wrap the end over the hook shank tightly with thread, "whip finish" and coat the thread with polish.



3. Slide the unwrapped end of the tube back toward the bend of the hook until it touches the bend. Trim the tube end near the eye if necessary. Wrap the open end near the eye tightly, "whip finish," and coat with polish.



4. Glue eyes into position.
5. (Not shown and optional) Coat head over the eyes and finished thread wrap to the hook eye with Softex.

Myron Hansen

Tom Jones



Kirk Burton: Chassahowitzka River Outing



Chow down and say thanks to Chef Alan Sewell. Talk about the fish and the beauty of the spring-fed Chassahowitzka River, site of one of our favorite outings of the year.

Kirk



Dad and son. Bill Hays and Adam Hays review their morning success on the river.

"I think every single person caught fish. It was a beautiful day and we had a great time."

Did you hear the one about....

The rain was pouring and there was a big puddle in front of the pub. A ragged old man stood there with a rod, hanging a string into the puddle. A tipsy- looking, curious gentleman came over to him and asked what he was doing.

"Fishing," the old man said simply.

"Poor old fool," the gentleman thought and he invited the ragged old man to a drink in the pub.

While they were sipping their whisky, the gentleman asked, "And how many have you caught?"

"You're the eighth," the old man answered.

(Barb and Dayle Mazzarella, thanks for sharing)

Bill AuCoin: Florida Fly Fishing Expo in Crystal River

The 2014 Florida Fly Fishing Expo was a huge success and much of the credit goes to members of the Suncoast Fly Fishers who planned, taught and attended the event at Plantation on Crystal River Oct. 10-11.



This was the fifth annual Expo hosted by Florida Council of the Federation of Fly Fishers. Florida Council President Tom Gadacz and Secretary Ken Hofmeister, far left, with St. Pete and Tampa fly club members Lance Pocock, George Haseltine and Robert Fischer.



Bob Morrison and Toni Fernstrom were just two of about 20 members of Suncoast Fly Fishers who attended or taught how-to classes, watched fly tiers, and checked out new fly fishing equipment.



Club president Kirk Burton and Wendy Burton organized and managed the bucket raffle, silent auction and live auction with valuable merchandise donated by Abel, TFO, Nautilus, Sage, Simms, Carbon Marine, and many other brands. The best Florida fly tiers donated dozens of flies for salt and freshwater fishing.



Suncoast Fly Fishers officers and board members sat in the front at the closing banquet and auction. L-R, Tom Gadacz, Pat Damico, Kirk Burton, Ken Hofmeister, Wendy Burton, David Putnam, George Haseltine, Rick Warfel and Karen Warfel.

Continued... Florida Fly Fishing Expo -- Crystal River



Headliner Bob Clouser taught classes about how to tie variations of his Clouser Deep Minnow and how to cast weighted flies and lines.



Phil Greenlee, right, president of the IFFF, attended. SFF'er Ken Hofmeister, also secretary of the Florida Council/IFFF, introduced Greenlee.



Robert Fischer tests the Loomis NRX. Sweet.



Wanda Taylor, first woman certified as an IFFF master casting instructor, taught casting and spoke at the closing banquet.


Right, Leigh West of the Tampa club tied his weed-shedding green and gold bendback. Bucktail, flashabou and peacock herl. Oh yeah, lots of herl. Leigh says, "get the good stuff." Tying instructions are in the March 2013 issue of *On The Fly*. Now go catch an over-the-slot redfish on the grass flats. !



Ken Hofmeister: Grandson's First Trout on the Fly



Graham Lewis, 9, gets into some docklight action with his granddad, Ken Hofmeister.



Success. Graham's first speckled trout on a fly. Uh oh, fly fishing's permanently etched on his brain now.

Words of Wisdom

Excerpts from *Wading the Saltwater Flats with a Fly Rod* by C. W. "Don" Coleman, member of the Suncoast Fly fishers and Tampa Bay Fly Fishing Club

Any fly you are afraid to throw into heavy cover is only good as an ornament.

Use weedless flies when fishing around weeds, mangroves and obstructions.

A fly does not have to look like food. It only has to act like food.

Presentation is more important than exact imitation.

Flies that cause commotion in the water, such as those with spun deer hair heads or with splayed hackle tails, make it easier for fish to locate your fly.

Essential flies: Clousers, deceivers, bend backs and hackle flies. You can't go wrong with yellow or chartreuse over white flies. Use a brown over orange Clouser in winter.

Gadacz: Demonstrating Fly Fishing at the Florida Sportsman Expo

Members of SFF attended the Florida Sportsman Outdoors Expo at the Florida Fairgrounds September 13-14. This year attendance at the show was great. We had plenty of folks and kids stopping to watch fly tying and fly casting and learn about fly fishing.

We promoted fly fishing, SFF, and the Florida Council/IFFF Fly Fishing Expo at Crystal River.

Those who staffed the SFF table included Kirk Burton, Dan Bumgarner, George Haseltine, Ken Hofmeister, Tom Gadacz, Bob Morrison, Dave Putnam, Layne Smith, and Alan Sewell. We tied salt and fresh water flies and had many interested folks stop and talk fly fishing.

This year we had several youngsters stop by who were into fly fishing. This I interpreted as a very good thing for our sport.

Although the Tampa Bay Fly Fishing Club led the fly casting, Joe Mahler, IFFF Master Certified Casting Instructor, stopped by our booth and offered a casting session for us as well as several others who stopped to watch that pink yarn at the end of the fly line fly around the casting lane. Joe also showed us how to tie his all nylon shrimp pattern. Joe also had a featured program at the Florida Sportsman Expo about fly fishing from a kayak.



George Haseltine, Kirk Burton and Dan Bumgarner, l to r, were among those who volunteered to teach fly tying to attendees at September's Florida Sportsman Expo at the Tampa Fairgrounds.



Joe Mahler, l, and Dan Bumgarner, r, two of our state's fly fishing stars, demonstrate their casting techniques at the Florida Sportsman Expo in September. Suncoast Fly Fisher board member George Haseltine and President Kirk Burton look on.

Tom

Tom Gadacz: SFF Project Healing Waters Showcased at Bay Pines VA Employee Wellness Fair



From l to r, Alan Sewell, PHW coordinator John Craig, Tom Gadacz and Richard Oldenski

Suncoast Fly Fishers and our Project Healing Waters Fly Fishing Program were front and center participants at the Bay Pines VA Employee Wellness Fair on Friday, Oct. 3. John Craig led the program at the Bay Pines Veterans Administration Medical Center Fair, which provided an opportunity for various volunteer organizations to explain and demonstrate their programs with VA health care workers.

Many of the programs were related to health care issues such as health diets, exercise, relaxation techniques and fly fishing. Free flu shots were available to all attendees.

We had Alan Sewell talk about the rod building program. John Craig, Richard Oldenski and Tom Gadacz tied flies.

Terry Kirkpatrick created military flies with the appropriate colors for each of the services. We had a patriotic fly – red, white and blue. We had a great time interacting with many of the VA employees and other volunteer organizations.

Tom

Capt. Pat Damico: Fly Casting Clinic. Tip # 58



By Capt. Pat Damico, Master Casting Instructor

How to make a "pile" cast

Just back from some fresh water trout fishing with very finicky fish. Any drag present on the dry fly would result in a refusal. A frequent challenge is when a fish rises downstream of your position. A typical pick up and lay down cast resulting in a straight line to the fish would cause a submerged fly or short drift with drag. A pile cast requires a low backcast and a high forward cast and then dropping the rod tip to the water's surface. Line will "pile" on the surface slowly unraveling as it moves downstream allowing the fly to drift without resistance or drag. Hook set is more difficult because of slack, but fly acceptance will increase.

Pat Damico, St. Pete Beach

A Salute to Suncoast Fly Fisher Guides and Casting Instructors

Nick Angelo	813-230-8473	http://shallowwaterflyfishing.com/	Tampa Bay
Dan Bumgarner	727-526-7565	http://www.tampabaycharterfishing.com/	Tampa Bay
Bryon Chamberlin	813-361-8801	http://barbedsteel.com/	Tampa Bay
Dave Chouinard	732-610-9700	http://www.chouinardoutdoor.com/	Palm Harbor
Pat Damico	727-360-8466	http://captpat.com/	St. Petersburg
Dave Dant	727-744-9039	http://sightfishtarpon.blogspot.com/	Tampa Bay
Steve Gibson	941-284-3406	http://www.kayakfishingsarasota.com/	Sarasota Bay
Rick Grasset	941-923-7799	http://www.snookfin-addict.com/	Sarasota Bay
Pete Greenan	941-232-2960	http://www.floridaflyfishing.com/	Boca Grande
Paul Hawkins	727-560-6762	http://www.flatsguy.com/	Tampa Bay
Ethan Kiburz	727-278-4707	http://www.tampabaynativefishingcharter.com/	Tampa
Ray Markham	941-723-2655	http://www.captainraymarkham.com/	Sarasota
Tom Reckenwald	727-254-9309	http://www.tampabaysightfishing.com/	Tampa Bay
Russ Shirley	727-343-1957	http://captruss.com/	Tampa Bay
Wayne Simmons	727-204-4188	http://www.captainwaynesimmons.com/	Tampa Bay
Jim Swann	352-567-6029	Call – fresh water guide, casting, fly tying	Dade City

Casting Instructors

Pat Damico	727-360-8466	http://captpat.com/	St. Petersburg
Dayle Mazzarella	760-703-0118	www.flyfishingwesternwyoming	Tampa Bay, Wyoming
Leigh West	813-971-8697	west123@tampabay.rr.com	Tampa Bay

Mazzarella: Grass Drill # 7: Roll Cast Drill

Dayle Mazzarella, Master Casting Instructor

GOALS: Cast 35ft. off either shoulder.

PRINCIPLES: No slack, straight rod tip path, constant acceleration, arc and stroke match line length.

STEP 1: Strip 35ft. of line off rod.

STEP 2: Place an anchor at 18ft.

STEP 3: Place your yarn in or under the anchor.

STEP 4: Point your rod tip at the anchor and move it to 20 degrees or so to the outside. (Tip down)

STEP 5: With a straight wrist, slowly lift your rod to 12:00. At this point you should have your line coming off the ground about even with your feet or a little behind you. If it is coming off the ground in front of you, move forward. If you still have lots of slack, move back. This is now your starting point. You have created a "D" Loop.

STEP 6: Check your hand and wrist. Hand should be about even with your eyes. Now cock your wrist back a few degrees so your rod is at about 1:30.

STEP 7: Check your alignment with the target. The most efficient cast will be aimed in a straight line slightly to the side of your fly line.

STEP 8 Execute a forward cast. Remember: 1) Constantly apply acceleration. (Recall the wet paint brush practice) 2) Keep your thumb scraping the ceiling. (Straight line rod tip path) 3) Wait to rotate your wrist until the very end of your stroke. 4. STOP at about 10:30 o'clock.

STEP 9: Lower your rod and follow the line down.

TROUBLESHOOTING:

1) Big Open Loop

- a) Caused by too much arc (usually too much wrist) or
- b) Too much power too early in the cast.

SOLUTION: Reduce the arc and concentrate on the paint brush

2) Line Dumps in a Pile

- a) Caused by driving your rod tip too far down before the stop.

SOLUTION: Stop your rod tip higher

- b) Not enough force applied.

SOLUTION: Apply more force, but make sure to apply the acceleration constantly over the length of your cast.

3) Line hits itself

- a) Make sure to drive your rod to the side of your line, never over or across your line.
- b) If the wind is from the side, you need to drive your rod to the downwind side of the line.

STEP 10: Repeat from opposite shoulder.

STEP 11: Want a challenge? Cast into the wind, longer casts, crosswind casts, headwind casts, etc.

Chasing Tail



Weed-guards are also dock-guards. When you go docklighting keep your fly from getting stuck on the dock by using a fly with a weed-guard. For detailed information on weed-guards read the book "Essential Salt Water Flies", by Ed Jaworowski. In many cases you can tie a weed-guard on a finished fly should that be necessary.

Fast tide? As the tide flows faster switch to a baitfish fly. Chartreuse and white or root-beer and orange are good choices for Clousers or deceivers.

Reds mix with mullet. If you see good-sized mullet tailing or jumping, fish that area. Mullet will often mix in with redfish, or be followed by redfish looking to catch little critters that have been stirred up by the mullet.

Chasing Tails. At low tide in fall and winter try the following for tailing redfish:

- a. Use a leader at least nine feet long, together with a sinking or sink-tip line.
- b. Try using a weedless dark crab fly with bright bead-chain or lead eyes, depending on water depth.
- c. Cast the crab ahead of the redfish and let it sink and lie still on the bottom. If nothing happens after a few minutes move the fly ahead a few inches. If no takers, recast the fly to another spot. If there is no action, try a shrimp pattern with a faster retrieve.

Go get 'em and good luck!

Bob

Special Friends of Suncoast Fly Fishers

Firefly FISHING LODGE & RETREAT, LLC



- ✓ Rustic lodging at 90-acre mountain, creek & river paradise
- ✓ Guided fly fishing/drift boat packages
- ✓ Customized family tours & activities

1414 Robert Miller Lane Mineral Bluff, GA 30559
706-374-4489 • fireflylodge@tds.net • fireflyfishinglodge.com

Guy Tillotson
President
Phone: (904) 347-3138
Email: guy@grandslamgroup.com

GRAND SLAM GROUP, LLC
Sales & Marketing
www.GrandSlamGroup.com

3806 Guilford Rd. #6 Naples, FL 34112

© Paula Cannon 1996

Flint Creek Outfitters
Est. 1965 Florida
www.FLINTCREEKOUTFITTERS.COM

1502 N. Westshore Blvd.
Tampa, FL 33609
813 681 1888
store@flintcreekoutfitters.com

Spin Tackle

The Fly Guy

Capt. Pat Damico

2981 E. Vina del Mar Blvd.
St. Pete Beach, FL 33706
Tel: 727-360-6466
Web: http://captpat.com
Email: flyguy@captpat.com

Fly Tackle

GOODYEAR • TOYO • COOPER • MICHELIN

BOB LEE'S
Since 1947
TIRE COMPANY

TODD MURRIAN 727-822-3981
www.bobleetire.com
1631 - 4th STREET NORTH • ST. PETERSBURG, FL. 33704

FLY FISHING **Star Valley Outfitters**

- Lessons
- Casting
- Fly Tying
- Fishing Trips

Dayle Mazzarella
(760) 703-0118
email: emailmazz@yahoo.com




Metalfab Inc
ARCHITECTURAL METAL SPECIALISTS®
WWW-METAL-FAB INC.COM

Tampa Bay
On The Fly

Fly Fishing and Tying
Equipment, Instruction, and Adventures

4203 W El Prado Blvd
Tampa FL 33629
Phone 813.443.0660
Fax 813.443.0662

Enver Hysni
Cell 727.504.4062
info@tbof.com www.tampabayonthefly.com

Put your business card ad in our newsletter. Just \$100 (or auction items) for 12 monthly issues. Contact Karen Warfel, kmwarfel@yahoo.com

Tampa Bay Charter Fishing
with
Capt. Dan Bumgarner
aboard
"Teacher's Pet"



Ph. 727-526-7565 Cell 727-422-9163
USCG Licensed

Dollar for Dollar
Alpen is your Best Optics Buy!

Alpen Optics – Winner of **7 Outdoor Life**
“Great Buy” Awards. *More than any*
other optics company – EVER!



877-987-8370
alpenoptics.com

Call ALPEN. use code word “Flv” to receive FREE kevlight & catalog.

Carbon Marine





Carbon fibers and space-age epoxies create the lightest fishing accessories.
813-928-9887
carbonmarine.com

Canoe Outpost-Peace River, Inc.
Beth Alibro
Office Manager, Group Coordinator



800-268-0083 or 863-494-1215
863-494-4391 fax
2816 NW County Rd. 661
Areada, FL 34266
www.canoeoutpost.com - peacepaddler@canoeoutpost.com

 **JIM SWANN'S** 

Complete Fly Fishing Shop
Rods - Reels - Hand Tied Flies - Guide Service
Fly Tying Materials
Classes in Fly Tying and Casting

13650 S. 98 By Pass
Dade City, FL 33525

352-567-6029

Eppinger



Bill Jackson Inc.
Shop For Adventure

SPECIALISTS IN:
BACKPACKING
CAMPING
FISHING
GUN SHOP
IN-LINE SKATING
KAYAKING
METAL DETECTING
SCUBA DIVING
SNOW SKIING
STANDUP PADDLE BOARDS

9501 U.S. 19 North, Pinellas Park, FL 33782
Phone: (727) 576-4189
www.billjackson.com




SaltFlies
Custom Built Saltwater Flies

CRAIG SMOTHERS
5526 SHADY BROOK TR.
SARASOTA, FL 34243

PHONE: (941) 266-5209
EMAIL: SALTFLYS@GMAIL.COM
WEBSITE: WWW.SALTFLYS.COM

Bill AuCoin : Flyfisher Flyover



Did you know that your SUV is a fly fishing tool? This video is from New Zealand but I'm sure it would be okay to try this off road technique on, say, the snook beaches of Fort De Soto Park or the kayak trails at Weedon Island Preserve. *Hey, that's a joke.* ([Fishing World.au](#))

Federal Wilderness Warning. If you plan to fly fish any river that moves through a federal wilderness area you may not be able to shoot pictures unless you have forked over money for a photography license. I'm not making this up. ([Mid-Current](#))

Is \$800 for a fly rod too much to pay? I'm agnostic on this subject, mostly because I don't know what I don't know about expensive fly rods. I'm sure it's a beauty. But will I be able to cast farther, land the fly more gently? Oh, well, in that case. ([Hatch](#))

Are shorter fly rods going to be the norm? Is it time for us to have a 7' 5" fly rod in our arsenal? Maybe so. They're easier to manage on a boat. And it's said that they cast just as far as the 9-footers. Alan caught his huge docklight outing snook on a short fly rod. (See last month's issue) And Loomis won the *Best New Fly Rod* award at the ICAST/IFTD show in Orlando in July with its new PRO4x ShortStix. It will be on my list to Santa. ([The Fishing Wire](#))

This Broadway show will be great for fly-fishing. (*Snark Alert*) These actors actually went to a real river to rehearse for their Broadway show. It's called "The River." One reviewer writes, "Cash Jumbo and Laura Donnelly went on a field trip on October 1 -- to a *real river* to go fly fishing. Wow. These guys are really taking rehearsal to the next level!" Gush, gush. What could go wrong? Are they actually going to try to fly cast on stage? ([Broadway.com](#))

Good advice from a pro. It's not easy to catch a tailing redfish but it's immensely satisfying. Our own Capt. Pat Damico lays it all out in this article for the Tampa bay Times. ([TBT.com](#))

Here, hold my beer. The US Coast Guard is an amazing resource for boaters. USCG's trained specialists -- mariners, aviators, medical staff -- risk their lives to save our lives. Sometimes, though, some fool has to be rescued from his stupid behavior and it comes at huge cost to the taxpayers. That's you and me. It's the price we pay. Meet Reza Baluchi and his bubble. He wanted to jog it in circles and propel it like a spinning hamster to Bermuda to...wait for it...promote world peace. Didn't work. USCG saved his life, but at a high cost to you and to me. They left Reza's bubble drifting on the surface, somewhere between Florida and Bermuda. Somebody, please, claim that device under salvage rights so he can't try that stunt again. ([Miami Herald](#))

Bill