

On The Fly

October 2013 Volume 23, Issue 10

Prez Sez

By Tom Gadacz, President, Suncoast Fly Fishers



IMPORTANT EVENTS AND CHANGES

CARL HANSON TOURNAMENT OCTOBER 12. Fish the Hillsborough River with lunch and tournament results at noon at Rotary Park. The Tampa Bay Fly Fishing Club is hosting the event this year. Bring your best Hillsborough killer flies and fish counter. We will be competing with the Tampa club for the Carl Hanson award. The two awards are for the biggest fish and most fish caught (quality and quantity).

SFF MEMBERSHIP MEETING OCTOBER 17. The program will be the Tie-a-Thon at Walter Fuller (our usual meeting place) with pizza for those who have paid their 2014 dues. You don't have to be an expert fly tier, so bring your vise and tie your favorite fly. We are most interested in the flies you tie to catch fish. I've never caught a fish that would only strike on the most perfectly tied fly. Some of my worst looking flies continue to catch fish. We have some members who are great fly tiers who can teach you a few of their techniques. Come to tie, tie and pick up some additional tricks, or just socialize!

FL COUNCIL EXPO OCTOBER 18-19 Crystal River. The FL Council is having its annual EXPO at the Plantation in Crystal River. The reserved rooms have been taken at The Plantation but you can get an AAA or AARP discount. To register, view the program and other information go to <http://www.fedflyfishers.org/Councils/Florida.aspx>

Richard Oldenski - thanks for all those nutritious lunches. Richard, who has been in charge of the outing lunch for the last 15 years, is retiring. We are fortunate to have Richard in this role and he has done a great job with healthy and very tasty meals. His carrot salad was a hit at the August outing. Richard, we thank you for all the great meals and appreciated all the time and effort for keeping us healthy.

SFF Membership Renewal. This is a reminder to renew your SFF membership. Please fill out the SFF Membership Renewal Form so we have your correct contact information. Where else can you get so many benefits for belonging to the best fly fishing club ever!

Tom

Also in this issue of On The Fly

NEWSLETTER OF THE SUNCOAST FLY FISHERS

On The Fly

October 2013 Volume 23, Issue 10

- Renew your membership 2
- News 'n Notes, New Members 4
- Gadacz: IFFF Fly Fishing Fair 5
- Gadacz: Yellowstone cutthroat 6
- Warfel: Western Wyoming trout 7
- Morse: North Skyway report 8-9
- AuCoin: Which fly for reds? 10
- SFF ties flies at Fla Sportsman 11
- Sewell: Reviews & Previews 12
- Tying Bench: Smitty's spider 13
- Sewell, Hays: Recipes of month 14
- Damico: Casting Clinic 15
- Morrison: How - To 15
- Mazzarella: What are they eating? 16
- Putnam: Drift boats 'n' pickups 19, 20
- Pitcher: Just Thinking 21
- AuCoin--Fly Over 22

IT IS TIME TO RENEW YOUR SUNCOAST FLY FISHERS MEMBERSHIP

Your Suncoast Fly Fishers membership renewal became due in September. Please take the time to print and complete the renewal form below and bring it to the October 17th meeting with your cash or check or mail it to the address below. I will be happy to receive your dues and record you as another happy and paid up member of Florida's finest and friendliest fly fishing club. Paul Sequira, Treasurer

**TO RENEW YOUR MEMBERSHIP FOR 2013-2014
PLEASE COMPLETE THIS FORM AND BRING IT TO THE
MEETING OR MAIL IT.**

SUNCOAST FLY FISHERS MEMBERSHIP

RENEWAL APPLICATION

Name* _____ Date _____

Address* _____

City* _____ State* _____ Zip* _____

Telephone* (____) _____ E-Mail _____

*This information is shown on the Membership List which is distributed to members only and is not used for commercial purposes. If you do not desire this information disclosed to members, please so indicate. The monthly newsletter, "On the Fly," is only distributed electronically. You may also obtain a copy from our web site:

www.suncoastflyfishers.com

Suncoast Fly Fishers (SFF) membership categories (select one):

____ Regular Membership 1 year - \$15 (*September 2013-14*)

____ Family Membership 1 year (includes Member, Spouse and children under 18) - \$25

____ Business Membership 1 year (includes monthly business card newsletter ad) - \$100

Total amount due \$ _____. Please bring cash or a check payable to **Suncoast Fly Fishers** and bring it along with completed application to next meeting or mail form and a check to

Suncoast Fly Fishers
P.O. Box 40821
St. Petersburg, FL 33743-0821.

Amount received \$ _____. Date received ___/___/____. SFF Treasurer _____

We are Suncoast **Fly Fishers**



Aims and Purposes

Suncoast Fly Fishers (SFF) are dedicated to sharing their total fly-fishing experiences and to developing interest in fly-fishing in both fresh and salt water. We promote and teach both fly-fishing and related subjects of fly-tying, rod building, fly-casting and knot tying. Through collaboration, fellowship, conservation and sportsmanship, we help members become more skilled, have more fun, and be more productive in the sport. SFF supports the conservation of natural resources, boating safety and fishing regulations. Membership in SFF is open to all people.

SFF Club Calendar

- October 12 – Carl Hanson Outing, Hillsborough River, hosted by Tampa Bay Fly Fishing Club
- October 17 – Monthly meeting, the annual Tie-A-Thon and free pizza.
- October 18 and 19 – Florida Fly-Fishing Expo, The Plantation, Crystal River
- Saturday, Oct. 19, SFF ties flies at Marine Quest, Florida Marine Research Inst., St. Petersburg
- March 29, 4-8 pm, Hog Roast and Silent Auction, Treasure Island City Auditorium

Monthly Meetings

Suncoast Fly Fishers meet the third Thursday of each month (except December) at Walter Fuller Park, 7891 26 Avenue N. St. Petersburg.

- 6:00 – 7:00 pm – Fly tying
- 7:00—8:00 pm – Meeting and program



Suncoast Fly Fishers

P. O. Box 40821, St. Petersburg, FL 33743-0821
<http://suncoastflyfishers.com/>

Club Officers

President: Tom Gadacz 727-360-8030
Vice President: Kirk Burton, 727- 631-3033
Secretary: Ken Hofmeister 725-521-1637
Treasurer: Paul Sequira

Board of Directors

Mark Craig – Pat Damico - Myron Hansen
David Putnam - Alan Sewell
Tom Trukenbrod – Karen Warfel

Committees

Volunteers welcome. Please speak to any director.

Casting Skills – Pat Damico, Dayle Mazzarella

FFF Liason—Pat Damico

Fly Tying – Myron Hansen

Membership – Paul Sequira

Webmaster – Woody Miller

Hog Roast – Karen and Rick Warfel

Outings – Alan Sewell

Outing lunches – Richard Oldenski, Mark Hays

Project Healing Waters – John Craig, Terry Kirkpatrick

Raffles – Dave Barson

Florida Gulf Coast Center for Fishing – Kirk Burton,

Tom Gadacz, Ken Hofmeister, Richard Oldenski

Programs: Board of directors

Newsletter/Publicity – Bill AuCoin

News 'n Notes

CONGRATULATIONS TOM

THE IFFF has awarded its prestigious *President's Pin* to Tom Gadacz, president of Suncoast Fly Fishers and president of the Florida Council of the IFFF. The award is given to those individuals in appreciation and recognition for assistance to the President. President Phil Greenlee made the presentation at the President's Banquet at the recent IFFF Fly Fishing Fair in West Yellowstone. See Tom's article about the event on page 5.

It's not too late

Come to the Florida Fly Fishing Expo at The Plantation on the Crystal River Oct. 18-19. It costs only \$10 for two days. Kids under 16 with an adult get in free.

Hungry anglers at Saturday outings will miss this ingredient – After 15 years Dr. Richard Oldenski is winding down his role of planning, preparing and serving outing lunches. Be sure to tell him thanks when you see him at the October and November outings and meetings.

Project Healing Waters Fly Fishing at Fort De Soto Park -- Suncoast Fly Fishers went fly fishing with vets from Bay Pines at Fort De Soto Park on Saturday, September 28, providing rods, kayaks, some expertise, and a lot of support.

Sarasota Fly-Fishing Challenge – Oct. 26

Our friends at Mangrove Coast Fly Fishers and the Sarasota Chapter of Coastal Conservation Association have organized the ninth annual "Fall Fly Fishing Challenge" Oct. 26, 2013. Entry fee is \$50 and includes an awards BBQ. Info at www.ccaflorida.org or www.mangrovecoastflyfishers.com

Triton Inshore Slam Fishing Tournament – - Eckerd College on Florida's Gulf Coast is sponsoring this annual and important tournament. on November 1, hosted by Eckerd's *Friends of the* You'll fish with a guide with no more than two other anglers. Just \$250, a pretty good deal for a terrific cause. Sign up here. *Waterfront*. <http://www.eckerd.edu/waterfront/fishingtournament/>

WELCOME NEW MEMBERS

Joe Corr

My first experience as a kid was fishing wet flies (Blue Dunn, Butcher and Coachman) with a spinning rod and bubble float (sacrilege!). Once I advanced to the fly rod I never wanted to fish any other way. Now that my tackle has arrived from Scotland, I'm catching a wide variety of fish around the Skyway bridge. I look forward to learning new techniques, finding new locations, tying my own patterns and catching that elusive snook that tore me up the other day.



Joe Corr with his 16 pound – 10-ounce rainbow trout caught with a 6-pound leader. "To be honest," Joe said, "it fought like a wet blanket I had it smoked and made mousse and pate.

Tom Gadacz: IFFF Fly Fishing Fair in Montana



[News: IFFF has awarded Tom Gadacz, SFF President and President of the IFFF Florida Council, with the prestigious Presidents Pin. Congratulations, Tom. Thanks for all you do for fly-fishing in Florida. Editor]

Suncoast Fly Fishers at the IFFF Fly Fishing Fair

By Tom Gadacz

The IFFF Fly Fishing Fair was held in West Yellowstone and it was a great event. There were plenty of great general programs, fly-casting and tying workshops, and vendors. Between all these activities were meetings and social events.

The presidents of the 16 Councils in IFFF met and shared activities and ideas that improved their clubs.

- Phil Greenlee emphasized the importance of clubs to IFFF and how IFFF is working to help clubs.
- David Diaz talked about the fly casting certification program and ideas that will be included in future certification programs.
- Getting youths involved in fly-fishing was a major topic.
- A group was formed to promote the value of IFFF membership and the contributions that IFFF has made to support fly fishing and the members of IFFF.

We also did some fishing. I had the opportunity to fish with Bob Jacklin, fly fisher, guide and casting instructor superb. who put me on a 25-inch Yellowstone River cutthroat trout. See my report on the next page.

SFF members, Dayle and Barbara Mazzarella and Walt and Linda Ruda attended the Fair and we had a chance to socialize. I attended Dayle's talk on *Teaching Fly Casting to Large Groups*. It was great. Captain Pete Greenan (Sarasota) had several casting workshops and tested several fly caster for their IFFF casting certification.

It was also a great day for Florida at the awards banquet. Tom Logan (Tallahassee) won the Silver King award (Tarpon) for extraordinary contributions to the sport of saltwater angling over an extended period of time as well as the Florida Council award.

Ron Winn (Indian Harbor) received the Lew Jewett Memorial Life Award for dedication to numerous fly-fishing activities encompassing promotion, devotion, conservation, preservation and teaching.

I was fortunate to receive the IFFF President's Pin.


Next year the IFFF Fly Fishing Fair will be in Livingston, MT in early August 2014. Plan to attend and to fish!



IFFF's Phil Greenlee ® presenting the organizations's Presidents Pin to Suncoast Fly Fisher President Tom Gadacz



Suncoast Fly Fishers Barbara and Dayle Mazzarella



Florida fly fishers Ron Winn and Tom Logan

Tom Gadacz: Cutthroat Trout (and snow) on the Yellowstone River

Out in Montana for the IFFF Fly Fishing Fair, SFF President Tom Gadacz decided to do a little fishing. “Little,” in this case, turned out to be a 25-inch cutthroat trout on the Yellowstone River in Yellowstone National Park on September 26.

He fished with an 8-weight with an 8-lb test tippet, casting a woolly bugger tied by his guide, Bob Jacklin. It was cold. The water temperature was 47 degrees. Air temperature was 35. Then it started to snow.

That’s a good thing as it turns out.



Jacklin is a long time fly fisher, casting instructor and guide with hours and hours, days and days, spent on the Yellowstone. He has lived there 40-something years, owns a fly shop on Main Street, and breathes and dreams cutthroat trout. Snow is no big deal.



“I had a great time with him and he even put me on a 25-inch and gorgeous Yellowstone River cutthroat.” Tom wrote. “What a day! I knew when the snow started to come down I would catch a fish and fortunately Dayle Mazzarella’s casting tips helped not only to target and hook the cut’ but steer him to Bob’s net.”

Rick & Karen Warfel: Western Wyoming in September



Rick Warfel and a Bonneville cutthroat trout. Below Karen Warfel and a brown trout

The Warfels score cutthroat trout, brown trout and more dry fly fishing the Salt River and walk-'n-wade fishing on a remote section of the Smith's Fork River


We spent almost two weeks traveling through Western Wyoming starting the second week in September. It was our first trip to this part of the country and we really enjoyed the change of scenery and interesting locations, places like Kemmerer, Thayne, Jackson, West Yellowstone and Cody.



The terrain and wildlife in Yellowstone National Park was awesome. We fished twice with Dayle Mazzarella. Once was a walk and wade trip along a remote section of the Smiths Fork and the second was a float trip on the Salt River. The fishing was terrific. Karen and I both caught our first Brown Trout and our first Cutthroats on this trip fishing primarily with dry flies.

Rick & Karen Warfel

Larry Morse: Fishing the North Sunshine Skyway



The September club outing at the north end of the Skyway Bridge was another day of great weather, beautiful scenery, expansive flats to fish, great comradely, fish stories and, as always, good food to share. All of the important elements that contribute to a good day of fly-fishing. Note, that I did not include catching a lot of fish in the list because to me catching fish is a bonus that changes a good day to a great day of fishing.

I am writing this article because, as Bill AuCoin put it, "The word is out that you did pretty good last week fishing the Skyway outing", when he asked me to share some of my experiences and success fishing this location. I am not sure where this rumor started but is likely the result of some exaggerated fish stories imparted by someone during lunch.

A couple of 12 to 14 inch spotted sea trout with a few snapper and ladyfish were landed during the morning. This along with a monster bull redfish sighting did make for a pretty good, if not a great morning of fly-fishing for myself and Joe Corr. We started fishing the Skyway about a week before the outing and have returned routinely since. In fact it has become my favorite flats to fish.

Since the outing I caught my first redfish (28 inches) here as well as several spotted sea trout in the 18 to 20 inch range. Below are some observations that have provide me some great days of fly fishing, in hopes they will do the same for you:



- There are flats on both sides of the Skyway that provide options for fishing depending on wind speed, direction and casting skills. These flats are fairly uniform in depth and firmness of the bottom. They can be waded at most tides. Incoming and outgoing tides on either side of low tide have been the best by my experience. Both will produce good action as long as there is an abundance of baitfish present to attract snapper and small to medium trout onto the flats.

If baitfish are not around on the flats do not despair. Go to the current seams where the flats fade into deeper water. These can easily be seen in the aerial photograph above.

Continued on next page>>>>>

Continued...Larry Morse: Fishing the North Sunshine Skyway

- On the westerly side of the Skyway this will be the dredged channel. At the northern access point there is a small island and sandbar that defines this area. It is a considerable distance and best accessed by kayak or boat. Although I have yet to fish that far out, it is not uncommon to see many bait casters congregate here. I am planning a kayak excursion out there in the near future.
- The seam on the easterly side of the Skyway is located along the northerly edge of the flats, facing Pinellas Point. It is easily reached by wading and is my go to spot if there is no action on the flats themselves. Predator species appear to cruise this seam looking for feeding opportunities and foray onto the edges of the flats on the hunt (very aggressive strikes). The bull redfish sighting and hookup occurred along this seam as well as the larger trout specimens landed. Pompano, snapper and various nuisance species will also be found here. The prevailing wind direction is from the east and southeasterly directions which deters some from fishing this location. Do not let the wind turn you away. A short wade out along the seam will put you in a good position to cast down wind or side cast/back cast into the bowl formed by the seam.
- Buck tail Clousers of most any color combination tied on a number 4 or 6 hook have been the most successful pattern that I have used on the flats themselves. Chartreuse, yellow, Gray and even orange tied over white with silver flash material strung along the sides. When fishing the seam I go with a number 1 Clouser tied with lead dumbbell eyes (color does not seem to matter much) white buck tail or synthetic underbody, a blend of yellow chartreuse buck tail with a sparse black top dressing on top and plenty of flash along the sides. Bring several as they get chewed up pretty quickly.
- Rod weight is of your choice. I prefer an 8 weight with a good fighting butt (just in case) equipped with a bonefish taper saltwater line, a furled leader and 16 lb. tippet. This may seem overkill for some but does not seem to be deterrence and certainly came in handy fighting the redfish.

Explore and experience all that the Skyway has to offer. I hope these observation results in tight lines for all and look forward to seeing you there.



Bill AuCoin: Bull schooling reds...but which fly do I use?

David Putnam and I fished the Weedon Island flats in mid September. David caught a nice just-in-the-slot redfish close to the mangroves. A couple of hours later, just before the tide bottomed out, a big school of bull reds started moving across the flat. They stayed with us for quite a while. A pontoon boat about 300 yards away seemed to stop their movement south and send the school back our way, and we'd get another shot at 'em.

David poled me into good casting position several times and I made several casts. Once I had a follow. Another time I got a hookup – oh boy, I thought, a 35-inch redfish on a fly -- but this fish didn't pull very hard. It was a mullet. Wha? Damn, I could have made four more casts to the school while I was messing with that mullet.



Nothing lasts forever. The school of reds finally scattered and the only redfish we had to show for our effort was David's 18-inch redfish that he caught earlier close to the mangroves. Not bad, but not a bull.

Later that week, still peeved that I couldn't get one of those big reds to take the fly, I emailed an old friend who used to guide fly fishers, Capt. Bill Greer of Tallahassee, and asked for his advice.

Bill emailed me back and here's what he wrote:

"I like a fly that's sparsely tied but with a large silhouette that they can easily see. No bulky materials that slow the sink rate. I want to make a long cast without spooking the school and get the fly down quickly. Clousers fill the bill nicely. So do sparsely tied deceivers. Crab and shrimp colors are also good. Crab and shrimp like elements (rubber legs) but without photo realistic "clunky" patterns that behave like a stick in the water.

"Throw bright colors in clear water, darker colors in dingy water. In shallow water, the schools can be even more spooky. Sparsely-tied Clousers and deceivers also work well. You definitely don't want bulky flies that splat on the surface. Nice quiet entry from a distance and well placed in front of a fish several places back from the lead fish. If this fish spooks, the school still follows the lead fish. If the lead fish spooks the whole school spooks. You can cast to the lead fish but you must get it well in front but close enough for it to see it. You usually only get to catch one lead fish.

Bonefish patterns also work well but scaled up and a little denser materials i.e. hook up with a wing riding over the hook point. A small head of palmered feather or spun hair is a nice touch. I suspect that the reds in Tampa Bay are in deeper water. If so, you might imitate the most common baitfish. Use these colors: green, blue or black over white."

Thank you, Capt. Bill Greer. Putnam is tying some new flies. Now if we can just find another school of bull reds. Please don't bother the reds at Weedon Island. They need a break. David and I will let you know when it's okay to fish there again.

Bill

Report: Suncoast Fly Fishers at Florida Sportsman Expo

SFF and the Florida Sportsman Show September 14-15, 2013

The Florida Sportsman Show was held at the Florida Fairgrounds September 14-15. SFF had a booth which was staffed by Bill AuCoin, Dan Bumgarner, Ken Doty, Jack Collins, Tom Gadacz, Ken Hofmeister, Don Manning, Alan Sewell, and "Smitty" Smith. We had our 3 Bs' – SFF Banner, Brochures and Business cards. We were the fly tiers and told lots of fish stories and shared the fun we had fly-fishing. The Tampa Bay Fly Fishing Club had a booth next to ours and had tiers and casters.

The traffic was moderate and we had a chance to promote our club and the FL Council Expo in October in Crystal River.

I wish to thank the members who staffed the booth and appreciate their time and support.

Tom Gadacz

Top photo: Ken Doty, Alan Sewell, Don Manning and Layne Smith on the far right staffed the Suncoast Fly Fisher tables on Saturday.

Left, on duty Sunday were Ken Hofmeister, Tom Gadacz, Jack Collins and Capt. Dan Bumgarner.



Alan Sewell's Fishing Reviews & Previews



September 21, 2013. - Our September outing of the SFF was fished in the lower portion of Tampa Bay, from Gandy to Egmont. All counties were open to our fly fishers to catch the largest Trout. Fish were caught, but I believe that extremely bright moon the night before caused the fish to feed before we cast to them. The largest trout was caught by Don Manning. It was a nice 19-inch trout, one of many he caught. Lunch was served at the North Skyway Rest Area. Thanks to our members who attended and making this another FFF Day (fun, fish, and food).

September 28, 2013. - This was the Bay Pines Veterans outing at Fort De Soto. Park. They had 25 Veterans who attended for a kayak, fishing and eating event. Thanks to our members who brought kayaks and helped the Vets experience the thrill of paddling. Most of the Vets saw Manatees and even Tarpon as they paddled the kayak trail. Some Vets fished and caught a nice Redfish to win their event. Lunch was grilled in a cool shelter on a hot day. A good way to spend a day.

OCTOBER OUTING - 2ND WEEKEND - 10/12/2013

CARL HANSON MEMORIAL TOURNAMENT – HILLSBOROUGH RIVER

HOSTED BY THE TAMPA BAY FLY FISHERS CLUB

LAUNCH AND LUNCH (NOON) AT ROTARY RIVERFRONT PARK, LOCATED AT THE INTERSECTION OF E. FOWLER AVE AND MORRIS BRIDGE ROAD)

2013-2014 FISHING TOURNAMENT UPDATE


Suncoast Fly Fishers tournament standings

<u>Species</u>	<u>Angler</u>	<u>Length</u>	<u>Location</u>	<u>Date</u>
Bass	George Haseltine	19"	Lake Walsingham	April 16
Sunfish	Mark Hays	8"		
Trout	Mark Craig	22"	Tampa Bay	
Redfish	Mark Hays	23.5"	Tampa Bay	July 20-21
Snook	OPEN			
Ladyfish)	Mark Craig	23"	Fort De Soto Park	August 17

Tying Bench –Mike Verduin’s Cap Spider, tied by Layne (Smitty) Smith

A good fly for bream on the Hillsborough River

Created by Michael Verduin, the cap spider fly is a simple fly that is effective for catching many types of bottom-nesting fish out of both rivers and lakes. The fly uses a jig hook that sinks to the bottom of the water and attracts fish as it moves with the current. Use a long leader when fishing with the cap spider, and make small strips to move it along the waterbed.



Materials

Hook: 1/124 oz. jig hook

Thread: Flat waxed thread

Body: Olive ultra chenille (black, white, chartreuse or any color you desire).

Legs: 2 strips of barred rubber leg material (I like to use Legs Alive from FTD).

Head cement: SHHAN

Tying Sequence

Step 1 ~ Insert jig hook in vice (hook point up).

Step 2 ~ Wrap a thread base around the hook, starting 1/4-inch behind the jig and ending just before the bend and tie in ultra chenille. Wrap the thread back to the starting point.

Step 3 ~ Wrap the body of the fly in an even layer of the ultra chenille, starting from the bend in the hook and ending before the jig. Tie the chenille in place with the thread. Cut off excess.

Step 4 ~ Bend the two strips of rubber leg material in half and cut at the fold so you have four strands of rubber.

Step 5 ~ Bundle the rubber strands together and press them against the chenille on the hook point side of the hook. Wrap the thread in a loose figure-eight pattern once between the legs without applying much pressure, then wrap the thread around four or five more times firmly in the same pattern.

Step 6 ~ Perform a whip finish, and then apply the head cement to the thread at the front of the fly to keep the knots from slipping.

Tips & Warnings

- * Do not tie the thread too tightly around the rubber legs, or they will bend out of position.
- * Use different colored chenille to experiment with catching different types of fish.

Recipes of the Month: Potato Salad and Fried Bream

Hot German Potato Salad...as prepared by Alan Sewell

Ingredients

five large white waxy potatoes
Salt
Six bacon slices
 $\frac{3}{4}$ -cup of chicken broth
 $\frac{1}{3}$ -cup fruity white wine
3 tablespoons of white wine vinegar
small yellow onion diced
2 teaspoons of sugar
 $\frac{1}{4}$ cup chopped fresh flat-leaf parsley
Freshly ground pepper

Ingredients

Put the potatoes in a large saucepan. Add two tablespoons of salt. Cover potatoes with cold water and bring to a boil. Lower heat and simmer about 30 minutes until tender. Drain and cool.

Cook bacon in a skillet until crisp then place bacon on paper towels to drain. Add diced onion and 2 teaspoons of salt and cook about eight minutes until onion is translucent.

Stir in wine, vinegar, mustard, sugar and broth. Boil about five minutes.

Peel skins from warm potatoes then cut them into chunks.

Crumble bacon into a serving bowl. Add potatoes. Add onion-vinegar dressing and parsley.

Toss. Adding salt and pepper to taste. Serve warm.

Fried Bream...just in time for the Hillsborough Outing....as prepared by Mark Hays

Fillet fish, remove skin and all bones

Place in baggie with milk or buttermilk (preferable) to cover for 5 to 10 minutes, Remove fish from liquid, Use liquid for hush puppy mix instead of water.

Coat fish with yellow corn meal and drop into 375 degree oil for approximately 5 minutes, Set cooked fish on newspaper to absorb extra oil.

Sprinkle hot fish with salt and pepper, Serve with hush puppies and slaw



Damico: Fly Casting Clinic

A clock tells time.
A clock has nothing to do with fly-casting

By Capt. Pat Damico, Master Casting Instructor

Casting tip #46

On a recent trip to Montana with my son Chris and friends, I was helping someone with their casting when an observer offered, "Stop the rod at 2 o'clock." I walked over and told him the above quote from Lefty Kreh, who has been a wonderful influence on me and many others. When teaching or giving demonstrations, I often use a spinning rod with a practice plug making 3 casts, stopping the rod at 11 o'clock. Releasing the line at the right time will send the plug perfectly straight to the target; an early release sends the plug vertically, a late release to the ground.

Always remember that the line will follow the rod tip in the direction it is going when you speed up and stop. When practicing, keep this in mind.

Pat Damico, MCI, St. Pete Beach

Morrison: How - To

1. Spanish mackerel are in close. We caught one the other day in less than ten feet of water, and another bit my leader tippet in two while missing my popper, which the current brought right back to me. Lucky, eh? The mackerel are in with the sea trout, so use a heavy tippet and try poppers and gurglers on top. We had our best action when the tide was on the way out, but try incoming as well. For subsurface macks try spoon flies or flashy deceivers retrieved just above the grass beds.
2. When carrying a rigged-up rod with a leader longer than the rod for any distance, don't use the hook keeper in the conventional manner. Wrap the leader around the reel spool, and hook the fly into the keeper or one of the guides, tightening it all up from the reel. Avoid wrapping the leader around the reel foot that attaches to the rod. This arrangement could put an undesired crimp in the leader, and could weaken it. Try to adjust the line so as to keep the leader-to-line knot out of the tip guide, so that it won't be tangled in the guide if you should need to unhook that fly and get off a quick cast to that big one before he swims out of range.
3. To make your own practice flies, cut a short piece of brightly colored yarn and fold it double into a loop. Tie the loop with fly tying thread and give the tie a drop of cement. When the cement is dry, fluff out the two loose ends with a bodkin or comb, and you've got it.

Go get 'em, and good luck

Bob Morrison

Mazzarella: Fly Casting-Fly Fishing Instruction

The Five Essentials of Catching Fish

By Dayle Mazzarella, IFFF Certified Casting Instructor



Part 2: What are the fish eating?

In my view, there are five main components of catching fish with a fly rod.

1. Where are the Fish?
2. **What are the Fish Eating?**
3. How Should We Present the Fly?
4. How Should We Set the Hook?
5. How Do We Fight and Land a Fish? Anywhere, any place, any type of fish, if you want to be optimally successful, all five are essential.

This month the question we ask ourselves is, What are the fish eating?

If we are casting flies we'd better know what to put on the end of the leader! A good knowledge of entomology is important in trout fishing, plus we'd better know how to identify and match other food forms like leaches, bait fish, crawfish, and even mice and newts. Other environments require knowledge of the local baitfish, eels, crabs, shrimp, worms and snails. I've caught large-mouth bass on birds, snakes and frogs. Even if we find the fish, if they are eating hamburgers and we are tossing hot dogs, we will catch only the occasional outlier. If we want to catch fish, we need to learn what the fish are eating!

Dayle Mazzarella, MCI

Special Friends of Suncoast Fly Fishers



100% Satisfaction Guarantee
WWW.ORVIS.COM
 888-235-9763
 Sporting Traditions Since 1856

Fish On Art by Del Calhoun
 1622 Mira Lago Cr.
 Ruskin Fl. 33570
 630-363-1962
 Del@fishonart.com
 facebook.com/fishonart
 www.Fishonart.com

Because fishing is a full-time obsession

Guy Tillotson
 President
 Phone: (904) 347-3138
 Email: guy@grandslamgroup.com

GRAND SLAM GROUP, LLC
 Sales & Marketing
www.GrandSlamGroup.com

3806 Guilford Rd. #6 Naples, FL 34112

© Paula Cannon 1996

KSAR Jewels LLC
 Specializing in Wholesale, Retail, Corporate Jewelry & Accessories

Katerina Rosenberg
 President
 PO Box 3412
 Apollo Beach, FL 33572
 +1 813.361.9076

www.ksarcatalog.com
www.ksarjewels.com

kat@ksarjewels.com

ONOS
PERFORMANCE SUNGLASSES
 POLARIZED
WWW.ONOS.COM
 1-866-865-4695

Temple Fork Outfitters
 AFFORDABLE
 FLY RODS
 HIGH PERFORMANCE

www.templeforkflyrods.com
 800.638.9052

GO HAVE FUN


GOODYEAR • TOYO • COOPER • MICHELIN

BOB LEE'S
 Since 1947
 TIRE COMPANY

TODD MURRIAN
 1631 - 4th STREET NORTH • ST. PETERSBURG, FL. 33704
 727-822-3981
www.bobleetire.com

Put your ad in On The Fly. Only \$100 for 12 issues. Email Paul Sequira at psequira@tampabay.rr.com

Special Friends of Suncoast Fly Fishers



The Fly Guy
Capt. Pat Damico
2981 E. Vina del Mar Blvd.
St. Pete Beach, FL 33706
Tel: 727-360-6466
Web: <http://captpat.com>
Email: flyguy@captpat.com




Fly Fishing and Tying
Equipment, Instruction, and Adventures
4203 W El Prado Blvd
Tampa FL 33629
Phone 813.443.0660
Fax 813.443.0662
Enver Hysni
Cell 727.504.4062
Info@tbof.com www.tampabayonthefly.com

FLY FISHING **Star Valley Outfitters**

- Lessons
- Casting
- Fly Tying
- Fishing Trips



Dayle Mazzarella
(760) 703-0118
email: emailmazz@yahoo.com



JIM SWANN'S

Complete Fly Fishing Shop
Rods - Reels - Hand Tied Flies - Guide Service
Fly Tying Materials
Classes in Fly Tying and Casting

13650 S. 98 By Pass
Dade City, FL 33525
352-567-6029

Guy Tillotson
President
Phone: (904) 347-3138
Email: guy@grandslamgroup.com



GRAND SLAM GROUP, LLC
Sales & Marketing
www.GrandSlamGroup.com
3806 Guilford Rd. #6 Naples, FL 34112

Firefly FISHING LODGE & RETREAT, LLC



- Rustic lodging at 90-acre mountain, creek & river paradise
- Guided fly fishing/drift boat packages
- Customized family tours & activities

1414 Robert Miller Lane Mineral Bluff, GA 30559
706-374-4489 • fireflylodge@tds.net • fireflyfishinglodge.com

**Put your business card ad in
On The Fly. Just \$100 (or auction
items) for 12 monthly issues. Contact
Paul Sequira
psequira@tampabay.rr.com**

Put your business card ad here

David Putnam: Fly Fisher Reflections



Pickup trucks. Drift boats. Crickets chirping?

Maybe you saw the article a few years ago in a leading fly-fishing magazine about fishing with flies without hooks. You tied the fly, then clipped off the offending barbed portion. A Vegan, Liberal sort of



approach, the idea was to observe when a trout or whitefish “took.” You were expected to see and feel the strike, then be happy. No lip pulling, scaring the fish. Certainly no flour, butter, lemon and capers. For the first time fly fishermen could report takes, not empty creels, which was appealing to the writer. I’d rather fish with live crickets.

I hired the owner of the leading fly shop in Fort Collins to take me up to the “Miracle Mile” in Wyoming for “really big trout” a few years ago. It’s a world famous fishing destination.

There was talk about “hatches,” and he owned a Boulder Boat Works river skiff, so it was easy for him to set the hook on me right in his store, and give me what he referred to as a “deal” on a new Sage 5-weight rod, a Ross reel and various accouterments, all designed for Colorado fast water. An old Florida Cracker like me with a bunch of poker-won money in my pocket was easy pickin’s.

A shop filled with mysterious tiny flies can derail a Florida fly fisherman used to throwing 3/0 snook flies. For some reason I respond to stories about hook-less flies and “really big trout”.

We trailered the boat a few hours to “the mile,” a stretch of what’s called “tailwater” downstream of a dam. It is not a river. Someone in an office lets the water out depending on exacting scientific measurements or when he/she feels like it. Could they accidentally pull out the *big* plug, let out a tsunami and drown you?

The guide had a few leaders already made up, tied to his fly rods. Better to use his, he said. Nine-foot mono leaders with a wooly-boogerish fly on top and a size 16 red-worm-like fly on the bottom, all topped off with what he called a “strike indicator.” (That means “small cork” if you’re bream fishing.)

Continued on next page>>>>

Continued...David Putnam: Fly Fisher Reflections

As I pulled line off the well-worn cheap reel in preparation for a modest first cast, I was told to “whoa, don’t cast it out, just put it on the water off to the side of the bow. Keep an eye on that indicator and set the hook if you get a hit.” No “giant browns” sipping dry flies? No aggressive rainbow “takes” on top? I asked, incredulous, “Just let it float alongside the boat? No cast at all?” Once I did that it became clear why he wanted it that way. If one of the dangling nymphs caught on grass he could reach over the side, pull the leader hand-over-hand, clear the hook and drop it back in the water.

I felt sort of like I felt when I’d gotten back to my motel room with all my new over-priced fishing tackle, my waders, vest and fancy hat. I remember suiting up in the Holiday Inn in front of a mirror. I’m embarrassed to report.

I’d come all the way from Florida, and here I was wearing a fancy vest fishing with a cane pole, watching my cork like the folks alongside Alligator Alley. It really wasn’t even a river, but an ugly washed out gully in sagebrush country. Our takeout spot was hours away.

I had problems. He was my ride back to Fort Collins. If I hurt him it would get complicated fast. He was young and strong and seemed oblivious to the outrage. Because I’d been duped on fishing trips before, I knew what to do. I laughed long and hard. The guide asked what I was laughing at. “Oh, nothing,” I told him. I sat there watching the bobber and marveled at the color of the farm-raised trout that took the nymphs.



I did enjoy floating along in the skiff, standing in the bow pretending to be a fisherman while the guide kept the boat straight in the current. People who saw us that day on the water couldn’t have known I was bobber fishing, could they?

I ended up buying a boat from Boulder Boat Works, and my wife and I rowed the Colorado River and had many adventures -- she’s a fine rower-- and we caught a few fish, all on our own. It had felt good to be in the pickup truck on the highway as the sun came up, with that unusual boat behind us, going fishing in Wyoming, mountains all around. Why bother fishing?

Al Pitcher: Just Thinking



When I Started Fly-Fishing

After a recent visit to my hometown, I started thinking about why and how I began fly-fishing.

In the fall of my freshman year in high school, after only one month or so into a new school year, our family moved from the city to the still

developing suburbs of Cincinnati, Ohio. Now the freshman year is tough enough let alone being a new kid into an already developing school year; trust me it really sucked! Slowly, I began to fit in and within a few months met some like-minded boys in my neighborhood. Besides a variety of sports, our real common interest became fishing. It was quite by accident that we discovered the pond.

Koch's Farm was about three miles from our neighborhood, and it contained a wonderful two-acre, spring fed farm pond in a little valley down from the main farm. There was a large section of cattails at one end while one side was tree lined, which provided shade at certain times of the day but didn't impede the back cast. We started fishing the pond with the spinning outfits using cheap "Japanese knock off's" of the popular lures of the day. The bass and bluegill were not large but plentiful.

After a time, our fishing group dwindled to just two; and many times, I was left to fish solo. In fact, as time went on the solo fishing became more the rule; leaving me to my own thoughts and dreams of future adventures. I don't remember exactly where I read about fly fishing, but I clearly remember purchasing (with monies earned from odd jobs) a 7 ½ ft. fiberglass fly rod and line (the make, model, and type of line have long disappeared from my memory), acquired a used fly reel, which I promptly painted metallic green, and purchased an assortment of flies and a metal fly box from the Herter's catalog. I had arrived. I would spend hours at the pond escaping the trials and tribulations of teenage life. What I remember most is the peace and serenity offered by fly fishing that little farm pond; although I am not sure "peace and serenity" would have been the terms I would have used back then. The pond became my Rocky Mountain and North Carolina trout streams, my fishing the flats in the Florida Keys and Bahamas or wherever else I wanted to be.

How about you? Have you thought lately why and how you began fly-fishing

Fly Over

Bill AuCoin: Fly Fishing, Once Over (very) Lightly

Florida Fly Fishing Expo – This is kind of a big deal. The Plantation Inn. Crystal River. Friday October 18. Saturday, October 19. It's a family-friendly event so bring the kids and their friends, too. The Expo offers instruction specifically for kids and teens. Admission is \$10 for two full days. And kids 16 and younger get in free when accompanied by an adult. For more information visit www.fff-florida.org and <http://www.plantationoncrystalriver.com>



Marine Quest – So if you're not going to Crystal River for the big Expo then be sure to make time to visit Marine Quest in downtown St. Pete on Saturday, October 19. It's an open house sponsored by the Florida Fish and Wildlife Institute. Suncoast Fly Fishers will be helping kids learn to tie a fly. ([Marine Quest](#))

Top Ten Fly-Fishing Knots? -- This link takes you to an article on the *Fly Fishing in Salt Waters* website showing you how to tie ten fly fishing knots. FFSW's top ten are not my top ten. I'm good with the non-slip loop knot and perfection loop but the others are not my go-to knots. Vic Dunaways' Uni-Knot seems to serve me well for joining monofilaments, for joining fly line to backing, and for joining fly line to the monofilament leader, ([Fly Fishing in Saltwaters](#))

Facebooking at TBFFC – Our fly-fisher colleagues at Tampa Bay Fly Fishing Club across the bay now have a Facebook page and administrator Nanette Holland has invited Suncoast Fly Fishers to check in from time to time to share news and fish photos. Check it out. ([Facebook/TBFFC](#))

Cruise ships v. Tarpon – Key West voted NO on a plan to widen the harbor. It would have helped grow the cruise ship business but anglers argued that it would hurt the tarpon population because the harbor is natural stop and refuge on the route of migrating tarpon. Marshall Cutchin has a post about it. Scroll down. ([Midcurrent](#))

Fly Fishing Videos – Orvis Fly Fishing News does a great job of pulling together fly-fishing videos from around the world and posting them on Fridays. Here's the latest, for Friday, October 4. Click the link and scroll down until you see the marquee. ([Orvis Fly Fishing News](#))

Mark Twain Nails It -- Ken Hofmeister passed along a Mark Twain quote that I think is good advice to Suncoast Fly Fishers telling tales at meetings and outing lunches. Said Twain, "Don't tell fish stories where people know you, but particularly, don't tell them where they know the fish." Oh yeah. Once I told a lawyer joke to a lawyer. Long pause, Then he said, "Do you feel better now?" ([Midcurrent](#))