



On The Fly

The Prez Sez *by Tom Gadacz*



What Does the Federation of Fly Fishers (FFF) Do for SFF?

Suncoast is a charter member of the Federation of Fly Fishers (FFF). Why are we a charter member? As a charter member we have responsibilities and advantages. The responsibilities include every member becoming a member of FFF and maintaining that membership. If anyone has not renewed their membership, please do so. You can check on the status of your membership by e-mailing FFF at fffoffice@fedflyfishers.org. We must also send in an annual report to FFF on our activities and financial status.

503(c)(3) and INCOME TAX FILING

Some of the advantages of being charter member include an umbrella tax exempt status and FFF files our report to the IRS based on our annual report.

INFORMATION, EDUCATION, CONSERVATION

Each member also receives FFF's magazine the Flyfisher and Fly Fishers E-News. Several articles from our newsletter, "On the Fly" have appeared in Fly Fishers E-News. Each new member also receives a FFF emblem. Check out the FFF web site for information on casting certification, and other resources at www.fedflyfishers.org. At this web site you can also renew your membership and sign up for Fly Fishers E-News

LIABILITY INSURANCE

Through FFF we have liability insurance custom tailored for fly fishing clubs. Their program provides coverage for commercial general liability, directors' and officer's liability, excess liability, incidental property coverage, and coverage at an event. The cost to obtain coverage thru the FFF is a fraction of what it would cost to obtain similar standalone coverage. The current premium for a Charter Club is \$260 per year.

CERTIFICATION of FLY CASTING INSTRUCTORS

FFF has the only certified fly casting instructors' program. This is a very rigorous program to grant certification to those members who meet high standards of casting and teaching ability. It is an asset to our club to have three certified casting instructors – Pat Damico (certified master casting instructor), Chris O'Byrne and Dayle Mazzarella. We have two casting clinics each year led by Pat. We all know how much he has helped us improve our casting abilities.

TFO FLY ROD PROGRAM

For every 12 new members SFF is eligible to receive from FFF a Lefty Kreh TFO fly rod. This has been a great asset to our club and many of our club rods were acquired through this program.

ANNUAL MEETING & LOCAL COUNCIL EXPOS and MORE

These are just a few of the benefits. FFF has an annual meeting with members from all over the world presenting programs and fly tying and casting sessions. Several of us attended last year and had a great time. The meeting for 2012 is July 10-14 in Spokane, Washington. Our Florida Council of FFF also has its 2012 Expo meeting in Kissimmee the third weekend in October. See www.fff-florida.org for upcoming information.

SFF is a charter member of FFF and we feel very fortunate to be part of an international organization that fosters the art of fly fishing, education and conservation and provides high standards and great resources.*Tom*

SFF UPCOMING EVENTS

- Feb 18—SFF Outing, Lake Manatee
- Mar 2-4, 2012 Tampa Tribune Expo
- March 24 - Hog Roast - Treasure Island Auditorium
- April 27- 29 - Everglades Trip Special Event

Inside this issue:

Outing Reviews, Previews	2
Hog Roast flyer	3
Casting tips, SFF nominations & TFO Awards	5
First Fish On A Fly, Bill Lane	6
Fishing in Afghanistan? David Horwitz	8
Tying Bench - Zug Bug, Paul Sequeira	9
Photo Gallery	13-15

Outings—Reviews & Previews by Alan Sewell



February Outing: Feb18, 2012 at Lake Manatee

January Outing: We had our last outing fishing the flats and docks at the Pinellas Point area. The day started off with a stiff wind that made fishing the flats with a kayak not too safe. Fishing inside by the docks and holes made for some good catches of fish. The prize of the day went to the largest Ladyfish, caught by Ken Hofmeister. A real nice fish, caught off a dock, using his Ada-Patato, and witnessed by me. A good crowd of SFF members attended and had a good trip. FUN, FOOD, AND FRIENDS.

February Outing; Feb. 18, 2012. Our program this month will be presented by Allen Wyatt and Craig Crumbliss from the Andy Thornal's outdoor shop in Winter Haven. They are going to talk about the great freshwater fishing available in the center of our State. Craig has published a book on this type of fly fishing and all of the lakes that can be fished from boat, kayak, or from shore. I am sure he will bring some to sell, and it is a really good info book, and at a reasonable cost. Our Club had planned to fish in Winter Haven, but we have moved the location to a closer spot. It does take around 2 to 2 1/2 hours to get to these lakes, which

would require driving for up to 5 hours. We will instead fish at Lake Manatee State Park. You can launch your boat in the park or launch from the bridge past the entrance to the Park. Lunch will be served in the park at 12:00 noon. After our meeting topic, you will be able to catch bass and bream anywhere in the USA. But do plan to fish the Winter Haven lakes this year.

Future Outing Previews:

March 17, 2012: local fishing

Apr 21,2012 local fishing

Apr 27-29,2012: Special Event - Everglades canals

Fishing Tournament Results 2011-2012

Bass - David Mullens 14 inches

Snook- Open

Trout - Rick Warfel 25 inches

Redfish - Mark Hays 28 inches

Sunfish - Don Manning 10 inches

Other - Ladyfish 16 inch

February 16th Meeting and Program

We have a double threat for our program this month, Allen Wyatt and Craig Crumbliss from the Andy Thornal Co. in Winter Haven will tell us all about the fishing opportunities in the many lakes of Central Florida. You may recall Allen's visit with us last year when he touched on the lake fishing in this area. Well, Craig will give us an in-depth look at the fishing available in these nearby lakes.

Craig Crumbliss will be our featured fly tyer and will demonstrate some of his favorite flies in our newly expanded one hour fly tying time slot. Craig will also have copies of his new book Fly Fishing Central Florida's Fresh Waters for sale.

Trash and Treasures by Tom Gadacz

We had a great night at the January meeting and Alan Sewell did a pretty fancy job of turning many of the donated items into "TREASURES". Some of us did not even realize what initially might have been trash was actually a treasure. Sewell, the magician, did us well and helped raise over \$900. We wish to thank all those who donated many great items and especially those of you who purchased them. It was great to see so many wives helping their spouse pick out only essential items. Some of us did not recognize a real treasure so Alan helped place a bid for us. "I'm sure your grandchild would like this, what will you give me for this"? What a great event and where can you have so much fun and go home with so many treasures for Valentine's Day.

Editor's note: Check out the Photo Gallery on page 14 for Bill AuCoin's pictures from the T&T Auction.

Suncoast Fly Fishers



*Beer and Wine
Allowed
BYOB*

*Live Guitar by
Captain Bob*

9th Annual

Hog Roast and Silent Auction

Saturday, March 24, 2012 from 4:00 to 8:00 pm

**Join us for a good ole fashion pig pickin
Choice of pulled pork, barbecued chicken
or ribs with all the fixins**

At our new indoor location

The Treasure Island Auditorium

120 108th Avenue

Treasure Island, Florida

Tickets \$20.00 per person

**Make your reservations at the SFF February or March
Club Meeting or call:**

Tom Gadacz 727-360-8030 or Roger Blanton 727-515-5247

Or email thomasgadacz@yahoo.com

SFF News and Information

SFF Annual Hog Roast and Silent Auction – Make Your Reservations

Annual Hog Roast and Silent Auction is our spectacular club event with music by Captain Bob. Leroy will again cater the event. We have some great fly fishing items for the silent auction. Guests are welcomed. Please make your reservations as soon as possible so we can give the caterer an estimate of attendees.

DATE: March 24 Saturday

LOCATION: City of Treasure Island Auditorium, 120 108th Avenue, Treasure Island, FL

TIME: 4:00 to 8:00pm.

Cost: \$20.00/person

You can pay Roger Blanton at the February meeting or mail your reservation and check to

Suncoast Fly fishers

P.O. Box 40812

St. Petersburg, FL 33743-0821

Or contact Tom Gadacz: thomasgadacz@yahoo.com

TAMPA TRIBUNE EXPO

SFF will once again have a booth at the Tampa Tribune Expo (formally known as the Frank Sargeant Show) at the Florida State Fairgrounds on March 2nd through 4th. Bill AuCoin is SFF's coordinator for this event and Capt. Pat Damico, MCI will be providing fly casting demonstrations on Friday and Saturday. If you would like to participate in this event as a fly tyer or just talk to the crowd about the benefits of SFF membership, please see Bill AuCoin at the February Club meeting or call him at 727-528-0287.

SFF Everglades Fishing

This is the SFF annual special event that SFF members look forward to every year. Everglades fishing is so much fun and the entire weekend is one of the highlights of the year. The fish are very cooperative and you'll catch more bass and bream than you ever thought possible — at least that is the way it has always been for me. We may not see as many Mayan cichlids Oscars and other exotics due to our last 2 very cold winters, but the bass and bream populations have exploded. The dates are April 27th through 29th and Alan Sewell is coordinating hotel reservations for us. If you have any questions, see Alan at the club meeting. It is time to start planning for this event. Go to the club website www.suncoastflyfishers.com and check out the April 2011 issue of *On The Fly* for my article "What's The Story On The Everglades" on pages 10 & 11 for all the information you will need for a successful trip.

Need Fly Tying Materials?

Anyone interested in either starting or stocking up on fly tying materials accumulated over 35 years of tying professionally, commercially and for his own enjoyment should call Ed and make an appointment to get together with him. I spent an enjoyable morning visiting with Ed and we swapped many fishing stories and traded fly tying hints.....Pat Damico

Ed Bang 813-677-5076

SFF News and Information

Casting Tips by Capt. Pat Damico, MCI

Casting Tip 26:

Line control is essential to making a good cast, but does not end there. After the cast, when the fly lands in the water in a straight line with the rod, feathering the line thru a circle made with your thumb and index finger and finally pinching it achieves immediate control. When using a weighted fly and/or sinking tip line how soon you start your retrieve will control the fly's depth. Starting an immediate retrieve will move the fly below the surface. Slowing the retrieve will have the fly deeper. When casting to shallow water and finishing your retrieve in deeper water this is how presentation is controlled and how fish are caught.

SFF Welcomes New Members

The Suncoast Fly Fishers welcome new members Joseph Heer of St. Petersburg and Eddie Kline of Tampa. Gentlemen, we hope that you will find your membership with SFF rewarding and enjoyable. Our club offers many activities and benefits as described on page xx of this newsletter.

SFF Nominations for 2012 Officers and Directors *by Mark Hays*

"The Nominating Committee consisting of Mark Hays, Joe Dail, and Richard Oldenski, present the slate of new Officers and Board of Directors for the next year:

Tom Gadacz	President
Woody Miller	Vice President
Mark Craig	Board of Directors
Alan Sewell	Board of Directors
Kirk Burton	Board of Directors
Myron Hansen	Board of Directors

Anyone who would like to add their name should speak up at the next meeting (March 15, 2012) after which a vote by the membership will take place. If no one comes forward, then this slate will be accepted as described above.

Three present directors Dan Baumgarner, Pat Damico and Alan Sewell have one more year to serve on their current terms and will remain.

TFO Rod Presentations for PHWFF Volunteers *by Pat Damico*

Rick Pope, President of TFO, a great supporter of PHWFF, sent a BVK series 8wt rod with John Craig's name on it as 2011, Volunteer of the year. This was presented at our last Suncoast Fly Fishers meeting along with a framed plaque. Another TFO 5 wt Professional Series rod and plaque was presented to Terry Kirkpatrick as Volunteer of the year. Both John and Terry have served as Program Leads at Baypines VA in St. Petersburg since its inception where their program has been an outstanding example of dedication and devotion to the mission of helping our disabled veterans make the adjustment to becoming whole thru fly fishing, fly tying, rod building and fly fishing outings. Our club members who assist them have given their time generously in supporting this endeavor. This is another example of the support our members give when they are called upon to help a good cause. Pat Damico, DeepSouth Area Coordinator, made the presentations.

Editor's note: See Bill AuCoins photographs of the presentations in the Photo Gallery on page 13.

The Bucket List—One Down *by Bill Lane*

I just experienced one of the most rewarding days of my nearly 70 years!!!

On my bucket list has been to learn to fly-fish. My grandfather was an avid fly tier and fisherman and his gear has been in storage all my life. A few months ago,

Bob McIntyre took me to a club meeting and from that moment I became more inspired. Thanks Bob, that was a great gift to me.

With a couple lessons, too little practice and a whole lot of enthusiastic encouragement, I was ready to give it a try.

Perhaps some of you remember your experience, perhaps not, but I won't forget that moment when I landed my first catch under the guiding hand of Tom Jones. He reflects the real spirit of the club in his patience and willingness to explain every nuance of the sport.

I just needed to take this moment to share my gratitude to each and every one from the club, whether playing a small part, like tying that first fly I used, or a huge investment like Tom Jones with his time, money and effort in taking me out yesterday.

It seems that every person I've met has shown such a willingness to share and perpetuate the sport. Now I really have something I can pass on to my children and grandchildren, along with that crumbling leather wallet filled with granddad's old flies.

Thanks to everyone, *Bill Lane*



Top: Bill Lane shows us his first ever fish caught on a fly.

Above: Bill displays the lucky fly — one that came right out of the package of gift flies SFF gives as part of the “welcome package” to all new members.

Bill Lane photos

Editor's note: I asked Bill about the fly he used to catch his first fly caught fish; his remarks follow:

Thanks, and I'm glad you asked about the fly. It is one that was in the box the club gave me when I joined in August 2011. I really was impressed because I used it all day and actually landed 4 or 5 fish, including a permit. Tom Jones said he'd never seen a permit taken on a fly like that....It was so small and I was embarrassed to have a picture of it! He thinks I should try tying my own. Can't imagine doing that at my age.....Bill

Fishing Boca Ciega Bay With Tom And Pat *by Tom Gadacz*

It was a cloudy cool morning as I walked to the docks with my waders, 9 wt. rod and fishing vest to hook up with Pat Damico. I was early and Pat was to meet me at the docks in his boat. I was startled by a voice asking me “Can I help you?” “No I’m waiting for a friend to pick me up in his boat”. “This is a private dock and you need to find somewhere else to be picked up”.

Fortunately Pat pulled up and I scooted from the dock into his boat and away we went. The tide was coming in when we found a grassy shallow area and started to wade. Pat had me use a floating line instead of my sinking tip. Pat reminded me to look around for tailing reds. We caught a few trout in the deeper holes but no tales or nervous water. After an hour or so we climbed into the boat and fished just off the main channel in 4 to 5 feet of water and found a few holes. The trout were laying up in the holes and the sinking tip worked well especially when I gave it several seconds to sink before striping. About 11:00 the sun came out and tide was in and we headed home. A great day out on the bay with Pat. A great reminder of why we call this area Paradise!



One of the beautiful spotted sea trout caught by Tom Gadacz while fishing with Capt. Pat Damico on Boca Ciega Bay one day last month. Damico photo

Some Thoughts On Tying Materials *by Paul Sequira*

This probably belongs in the Fly Tying Bench column but there isn't enough room for it there so I'll use it to fill this half-page gap.

Some materials are just magic, now I'm talking about natural materials not the many synthetics that have proliferated these past 30 or more years. And the most magical of naturals to me is peacock herl. Just look at a few strands of peacock herl; turn them in the light, look at all the various shades of purple, blue, bronze etc. Now imagine those same fibers under water and envision the many colors and the iridescent reflections they create. Is it any wonder that flies tied with peacock herl gets the attention of so many fish?

Some of the best and most reliable flies we have at our disposal are tied with peacock herl. We use it for bodies on wet flies and nymphs; mid-wings and toppings on streamers and even for bodies on dry flies. Flies that all fly fishers should have in their fly boxes include the subject of this month's Fly Tying Bench, the Zug Bug. Other wet flies and nymphs include the Tellico, Prince Nymph, Coachman and even the simple Brown Hackle just to name a few. Try tying a Woolly Worm or Woolly Bugger with a peacock herl body. These are old and proven killers that work well for any fresh water fish that include insects in their diets. That would be many of the game fish we pursue in our lakes and streams.

This month we will be fishing Lake Manatee for bass and brim, and brim feed regularly on emerging insects such as mayflies and caddis flies. Try tying a few of these flies and use them as a dropper behind a popper or even the foam crickets and beetles that so many of us use successfully. You'll be surprised at how many fish you take on the dropper and one tied with peacock herl is a proven winner.

SFF Member in Afghanistan



Recently, while trying to finalize the SFF Membership List, it was discovered that member David Horwitz was recently deployed to Afghanistan. Your BOD unanimously voted to extend David's membership through 2012. We thought you'd be interested in the exchange of emails between Tom Gadacz and David especially Tom's joking inquiry as to whether Dave could float the river. Stay safe Dave, and thank you for your service*PS*

Dave,

Good morning. The SFF Board waived your dues for this year. Keep safe and see you when your tour in Afghanistan is completed.

Best wishes, Tom

Tom,

Thank you very much...I travel frequently around the country and have been to some spots that are absolutely beautiful and I know there have got to be trout in those rivers. Unfortunately hanging around one place for too long is not very safe in some places. Attached is a picture of a river next to one of our sites situated in a very remote place in Uruzgan Province. I've been told there are trout in there....too bad I didn't have my fly rod.

Cheers, Dave

David,

Good to hear from you. Keep safe and great picture. Can you float down that river? That is, without someone taking target practice?

Best wishes, Tom

Tom,

It is possible, however, the insurgents were 1 mile up and 1 mile downstream. My understanding is that there are derivatives of brown and rainbow trout in northern Afghanistan.

Cheers, Dave

Tying Bench — The Zug Bug by Paul Sequira

Pennsylvania fly fisherman Cliff Zug designed the Zug Bug sometime back in the 1940s and it became very popular in the northeast. It soon became just as popular in the West Yellowstone area. Today, along with other peacock herl bodied flies such as the Prince Nymph, it continues to be one of the top ten flies of many fly fishermen.

Materials:

- Hook - Mustad 3906B or any standard nymph hook
- Thread - Black 6/0 pre-waxed
- Weight:- ten wraps of .011 lead-free wire (may also be tied with a gold bead head)
- Tail: - 4 strands of peacock sword flued fibers
- Ribbing: - Oval silver tinsel
- Body: - 4 strands of peacock herl twisted with tying thread
- Hackle - brown hen neck hackle
- Wing case: - Lemon wood duck, clipped short



Zug Bug—file photo

Go to www.youtube.com/watch?v=EEZpAMp6LYU
For a video demo of the tying steps for the Zug Bug

Tying Instructions:

- Mash down the point and secure hook in vise in normal fashion.
- Attach thread to the hook with a jam knot approximately 1/8" behind the hook eye, spiral thread towards the rear of the hook and back up to about 1/4 of the way to the hook eye.
- Select a piece of lead-free .011 dia. wire (similar sized copper wire may be used for lighter weight) and take about 10 turns of wire around the hook shank. Break off and discard the excess wire.
- Wrap the tying thread through the wire wraps back and forth the length of the wire wraps. Build a ramp of thread at the rear of the wire wraps to help create a tapered body. Spiral the tying thread down to the beginning of the hook bend.
- Select 4 peacock sword flued fibers, match the ends evenly and place them on top of the hook shank. Take several tight wraps of thread to bind them down to the hook shank. The tails should be short, about the length of the width of the hook gap. Spiral wrap the remaining fibers to where you started the thread ramp. Discard the excess fibers.
- Select a 6 " piece of oval silver tinsel and secure it to the side of the hook shank and let the excess extend out over the head of your vise.
- Select 4 long peacock herled fibers, match the tips evenly and place against the side of the hook shank and secure them to the hook with several tight wraps of thread binding down the ends and with the excess extending out over the head of the vise. Return the thread to the tie-in point of the peacock herl.
- Strip off about 6 " of thread, place your left index finger on the bottom of the extended thread and run the thread back up to the hook shank, thereby forming a loop of thread. Take several wraps of thread around the hook and spiral the thread back up to the hook eye.
- Now, take the peacock herl extending over the head of your vise and bring it down to the bottom of your thread loop. Grab the entire bunch with your hackle pliers and take several twists of the entire bunch, creating a rope of the herl and the thread. This will create a much stronger body since peacock herl is a little fragile.
- Wrap the herl/thread rope around the hook shank towards the eye of the hook and tie it off leaving room to tie in a hackle and wing case. Spiral wrap the silver tinsel towards the head - about 5 evenly spaced wraps, and tie off at the front.
- Select a brown hen neck feather, hold it by the tip and stroke the remaining fibers down on both sides of the tip. Place the tip against the side of the hook shank and take several tight wraps of thread securing the feather to the hook. Cut away the excess tip. Take 3 turns of the hackle around the hook shank, stroking the fibers towards the rear of the hook as you turn. Take several tight wraps of thread to secure the hackle to the hook. Cut away and discard the excess feather.
- Select a lemon wood duck feather and strip away any flue and a few fibers at the base of the feather. Place the feather stem on top of the fly on top of the hen hackle wraps and take several tight turns, securing it to the hook. Cut away and discard the hackle stem.
- Take your scissors and cut away most of the feather, approximately half way back on the fly.. Wrap a nice neat bullet shaped head and secure with a whip finish. A few drops of head cement finishes the fly.

SUNCOAST FLY FISHERS INFORMATION

SUNCOAST FLY FISHERS

Our Aims and Purpose

The Suncoast Fly Fishers are dedicated to sharing their total fly fishing experiences and to developing interest in fly fishing in both fresh and saltwater. We shall promote and teach both fly fishing and related subjects of fly tying, rod building, fly casting and knot tying.. Through collaboration, fellowship, conservation and sportsmanship, we will help members become more skilled, have more fun and be more productive in the sport. Suncoast Fly Fishers support the conservation of natural resources, boating safety and fishing regulations.

BENEFITS OF SUNCOAST FLY FISHER MEMBERSHIP

- Monthly membership meetings with outstanding local speakers on fly fishing, fly tying, rod building, marine conservation and exotic fishing trips worldwide.
- Free fly casting, fly tying & knot tying instructions.
- Monthly club outings in local fresh and saltwater locales topped off with top notch lunches and story telling of the day's catch.
- Joint outings with other clubs in Florida.
- Monthly electronic newsletters with local fishing and club activity information plus fly tying instruction sheets and color photos.
- A professional website with fishing reports, links, club activity photos etc.
- Club hats and shirts.
- Annual award winning Pig Roast with first class auction.
- Charter club of the Federation of Fly Fishers.
- Make new friends and find a fishing buddy for your next fishing adventure.

Suncoast Fly Fishers, Your Board Of Directors Working For You

Activities are at the heart of any successful organization. SFF's BOD has instituted the following Standing Committees to help us maintain a high level of activities that have proven to be popular with the membership and some new ones to fill a need as expressed through membership surveys. These committees are generally chaired by board members but you do not have to be a board member to fill that position. If you would like to volunteer to participate on any of these committees, please speak to any director.

Committees are as follows:

- Casting Skills - Pat Damico
- FFF Liaison - Pat Damico
- Fly Tying - Alan Sewell
- Membership - Pat Damico & Roger Blanton
- Newsletter - Paul Sequeira
- Outings - Alan Sewell
- Publicity - Roger Blanton
- Programs - BOD
- Project Healing Waters - Terry Kirkpatrick & John Craig
- Raffles - Tom Hummel & Bryan Jankovic
- Shows & Special Events - Woody Miller
- Web Editor - Woody Miller

Incommunicado
Don Pedro Island - Palm Island

Vacation home located on beautiful, unspoiled
Don Pedro Island

7 miles of sandy beaches, peaceful lagoons
Visit www.homeaway.com Property #346126

727-480-9088 cell 727-421-0014 cell

High Performance Plumbing Services
www.HPPS.biz

John Craig
PRESIDENT

Tel: 727.323.7243
Fax: 727.528.8528

jcraig@hpps.biz

FL. LIC. CFC1425678

PO Box 60268
St. Petersburg, FL 33784

Suncoast Fly Fishers Advertisers

Tampa Bay Charter Fishing
with
Capt. Dan Bumgarner
aboard
"Teacher's Pet"
Ph. 727-526-7565



WWW.tampabaycharterfishing.com
USCG Licensed




Tampa Bay
On The Fly

Fly Fishing and Tying
Equipment, Instruction, and Adventures

Enver Hysni
Cell 727.504.4062
info@tbotf.com

4203 W El Prado Blvd
Tampa FL 33629
Phone 813.443.0660
Fax 813.443.0662

www.tampabayonthefly.com



The Fly Guy

Capt. Pat Damico

2981 E. Vina del Mar Blvd.
St. Pete Beach, FL 33706
Tel: 727-360-6466
Web: <http://captpat.com>
Email: flyguy@captpat.com



Metalfab Inc

Walter Ruda

www.metal-fab.com

**CANOE COUNTRY
OUTFITTERS, INC.**

JEREMY M. STOCK
MANAGER

6493 54th Avenue North St. Petersburg, Florida 33709
Local (727) 545-4554 Florida (800) 330-1550
Fax (727) 545-4554 Hours: M-F 9a-7p/5a 9a-5p/Su 12p-5p
Website: www.canoecountryfl.com
Email: canoecountryfl@aol.com

www.sightfishtarpon.com



Captain Dave Dant

specializing in the Art of saltwater
fly fishing and light tackle sight fishing!

Captain Dave Dant • 727-744-9039
Web site: www.sightfishtarpon.com
Email: ddant@tampabay.rr.com

GOODYEAR • TOYO • COOPER • MICHELIN



TODD MURRIAN
1831 - 4th STREET NORTH • ST. PETERSBURG, FL. 33704

727-822-3981
www.bobleetire.com

FLY FISHING **Star Valley Outfitters**

- Lessons
- Casting
- Fly Tying
- Fishing Trips



Dayle Mazzarella
(760) 703-0118
email: emailmazz@yahoo.com

SUNCOAST FLY FISHERS INFORMATION

Federation of Fly Fishers (FFF) and Suncoast Fly Fishers (SFF) Dues

At initial membership dues are collected for both SFF and FFF. Since we (SFF) are a Charter member of FFF, all SFF members have to be members of FFF. After the initial dues you are responsible to directly pay yearly dues to FFF. The dues period of SFF and FFF may not coincide. We do not collect the yearly dues for the Federation (FFF). You will receive dues notification directly from FFF.

SFF dues are due in September. This is for the remaining months of 2009 and then through August of 2010. Members whose dues are delinquent for 2 or more months may lose their SFF membership. See Tom Gadacz for renewal forms.

LOCAL FISHING GUIDES

Capt. Nick Angelo, Tampa Bay 813-230-8473
Capt. Dan Bumgarner, Tampa Bay 727-526-7565
Capt. Frank Bourgeois, Offshore Hernando County 352-666-6234
Capt. Bryon Chamberlin, Tampa Bay 813-361-8801
Capt. Dave Chouinard, Tampa Bay 732-610-9700
Capt. Pat Damico, Tampa Bay 727-360-6466
Capt. Dave Dant, Tampa Bay 727-744-9039
Steve Gibson, Sarasota Bay 941-284-3406
Capt. Rick Grasset, Sarasota Bay, Charlotte Harbor, Tampa Bay 941-923-7799
Capt. Pete Greenan, Boca Grande, Everglades 941-923-6095
Capt. Paul Hawkins, Tampa Bay 727-560-6762
Capt. Ray Markham, Sarasota and Tampa bays 941-723-2655
Capt. Russ Shirley, Tampa Bay 727-343-1957
Capt. Wayne Simmons, Tampa Bay Area 727-204-4188
Capt. Steve Soult, Nature Coast Area 352-686-0853
Capt. Jason Stock, St. Petersburg-Englewood, 727-459-5899.
Jim Swann - fresh water 352-567-6029

Wading The Saltwater Flats With A Fly Rod and Random Thoughts From The Tying Bench By Don Coleman

With the original printing of Don's book, SFF gave a copy to all current and then new members when they joined the club. We have a good supply of these books; if you are a recent new member who did not receive a copy, please see Tom Gadacz at the meeting or call him at 727-360-8030.

Other members who would like an additional copy or non-members who would like a copy may purchase one for \$5.00 (plus postage if mailing is required). This book is loaded with excellent information and is a wonderful keepsake of a much missed member and friend of the club.

SFF Photo Gallery PHWFF Awards




Pat Damico, Area Coordinator Deep South, Project Healing Waters Fly Fishing presents Volunteer of the Year awards from TFO to John Craig (top) and Terry Kirkpatrick (above) for their selfless contributions to the program at Baypines VA Hospital. See Pat's article on page 5. Bill AuCoin photos

SFF Photo Gallery - Trash & Treasures Auction



Top left, clockwise: Dick Meika looks over some 8 wts; Robert Fischer checks out the merchandise; you bring it, Alan will sell it and have as good a time as the members; Woody checks out some fighting chairs. AuCoin photos

SFF Photo Gallery - January Outing, Pinellas Point



Clockwise from top left, Feed them and they will come, Alan's chili from the Coleman classic is still good just ask Ted Rich & Woody Miller; Ron Kelley, Roger Jann & Charlie Most enjoy some fish stories; Dave Barston & David Mullen sharing the days fishing; Toni Fernstrom, Kirk Burton, Woody & Andy Constantinou talking tackle; Ken Hofmeister, Pat Damico, Richard Oldenski, Al Pitcher and Tom Trukenbrod sharing a libation; Joe Dail & Don Manning waiting for the chili. Gadacz photos

SUNCOAST FLY FISHERS

Club Officers

President: Tom Gadacz 727-360-8030

Vice President: Woody Miller 727-560-6086

Secretary: Ken Hofmeister

Treasurer: Roger Blanton

Board of Directors

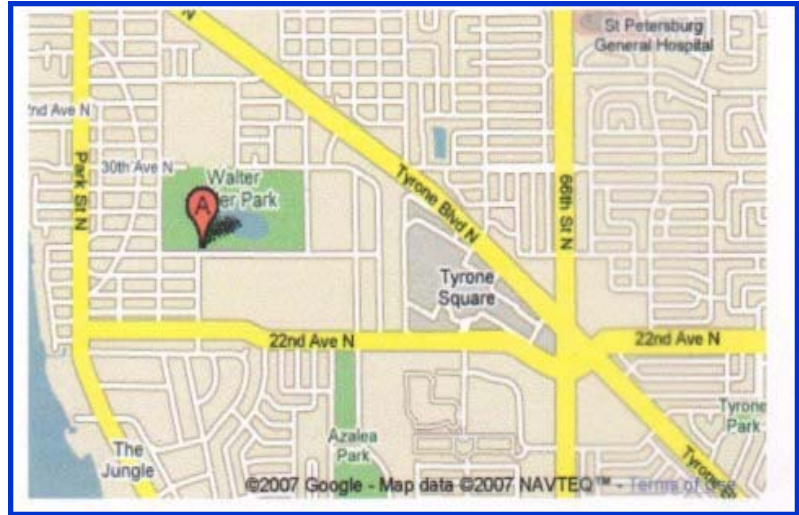
Dan Bumgarner - Hugh Copeland

Mark Craig - Pat Damico - Ken Doty

Paul Sequira - Alan Sewell

“On the Fly” is the monthly newsletter of the Suncoast Fly Fishers (SFF), a not-for-profit organization offering fly fishing and fly tying instruction to members and visitors. Club membership includes newsletter subscription. Send e-mail submissions to the editor, Paul Sequira

psequira@tampabay.rr.com



Next Club Meeting: February 16, 2012

Time: 6:00-7:00 PM Fly Tying Demo

7:00-8:30 Meeting & Program

Location: Walter Fuller Park

7891 26 Avenue, N, St. Petersburg, FL 33710

Program - Central Florida Lake Fishing with

Allen Wyatt and Graig Crumbliss

Featured Tyer - Graig Crumbliss

VISIT OUR WEBSITE

<http://www.suncoastflyfishers.com/>

Suncoast Fly Fishers

P.O. BOX 40821

St. Petersburg, FL 33743-0821