



On The Fly

The Prez Sez *by Tom Gadacz*



September - Renew Your SFF Membership

This is the month to renew your SFF membership. Individual membership dues are \$15 and family membership dues are \$25. Please submit your dues at the September 15th membership meeting or send in a check. The membership renewal form is in this issue of the newsletter (page 3). Members who joined in the last 3 months are exempt from this year's dues. When you submit your dues please fill out the membership renewal form to insure that we have a record that you paid and also an update of your address, phone number and e-mail address. Please make sure that the e-mail address you submit in the one where you want the newsletter sent.

Some of the benefits of membership include lunch at each of the monthly outings. Where can you get 12 lunches for a total of \$15? The two fly casting sessions by FFF certified casting instructors would cost you \$200 to \$400 per session and this is another advantage of staying a member. An exceptional monthly newsletter, "On the Fly" is also included. Excellent programs at the membership meetings are another terrific deal. And of course our Annual Hog Roast and Silent Auction is a great time to get together, tell stories, and get great bargains on fly fishing equipment and guided trips. There are many more which are listed near the back of the newsletter. The intangible benefits include the camaraderie of fly fishing together and sharing stories and experiences. Continue to receive the best deal for membership in any fly fishing club and send in your dues today. If you are a fly fisher in this area, you need to be a member of SFF. Thank you and your support is greatly appreciated.

Fly Fishing the Flats at Ft. DeSoto

Alan Sewell gave a terrific program on fly fishing the flats at Ft. DeSoto. If you missed the August meeting you missed an opportunity to learn the fishing spots in our own backyard. Using a map of the Ft. DeSoto area, Alan showed the areas for good wading and some of the holes that hold fish. *(See Bill AuCoin's excellent articles of Alan's presentation on pages 4 & 5 for a full report and superb bathymetric photo of the waters around Ft DeSoto.ED)* He also cautioned us about getting caught in areas when the tide comes in. Look for the holes on the flats when the tide goes out and you will find areas where the fish hold out. A great program that was well done by one of our own experts. This is another reason to continue your membership in SFF. Thanks Alan.

FFF Certified Casting Instructor – Dayle Mazarella

At the FFF annual meeting in West Yellowstone, Dayle Mazarella took the FFF casting test and became a FFF Certified Casting Instructor. We look forward to Dayle and Barbara returning to Florida from their summer home in Alpine, Wyoming in January. The criteria for being a casting instructor that the Federation of Fly Fishers has established provides members to distinguish themselves as experts in the fly fishing world. This is one of the great reasons we are a Chapter Member of FFF. Congratulations, Dayle. *...Tom*

SFF UPCOMING EVENTS

Sep 24/25 - Florida Sportsman Fishing & Boat Show, FL Fairgrounds
 Oct 21/22 - FL FFF Council Fly Fishing Expo, Kissimmee, FL
 Oct - Carl Hanson Tournament, Hillsborough River—date to be announced

Inside this issue:

Outing Reviews, Previews, July Program, Casting Tips	2
Membership renewal Form, FL Sportsman Show	3
Fishing Ft DeSoto with Alan Sewell	4
FFF Annual Conclave West Yellowstone, MT	6
Editor's Column	8
Tying Bench - Beachcomber & Summer Tides	10 -11
Photo Gallery	15-16

Outings—Reviews & Previews by Alan Sewell



September Outing, Sept. 17, 2011 SFF's first ever "Urban Outing" in downtown St. Pete

August Outing: August 20, 2011 Our August outing was held at Fort DeSoto. This was a wade-fishing only trip. The members had to catch their fish wading only. The Trout had been stacked up on the flats for weeks. Since this was our targeted fish, not one trout was caught that measured over the minimum size limit. There was a large group of our members fishing. Many fish were caught, but no legal trout. It was another great day of a Suncoast Fly Fishers outing. Really good food was provided by Richard Oldenski. This is why we have a great Club. Good food, good fun, good fish.

September Outing: September 17, 2011. This outing will be our "Urban Outing". We will be fishing downtown St. Petersburg. The fishing area will be from Coffee Pot to Demons Landing. You can fish the flats, docks, boat basin, jetties, seawalls or just come to lie and eat. Launch your boat at Demons or Coffee Pot, wade the shoreline, or slide you kayak in.

Lunch will be served at the Park north of the Northshore pool.

Future Outing Previews:

October - Carl Hanson Tournament, Hillsborough River

November Outing - Trip to Port Manatee (no rods)- Fishing in the afternoon at Fort Desoto.

December Outing - Don Coleman tournament and Chile cook-out.

Fishing Tournament Results 2011-2012

BASS - David Mullens 14 inches

SNOOK - open

TROUT - Woody Miller 21 inches

REDFISH - Mark Hays 28 inches

SUNFISH - Don Manning 10 inches

OTHER - Don Manning 16 inch ladyfish

(All fish must meet FWC regulations minimum size)

September 15th Program & Featured Fly Tyer

SFF's own Capt. Dave Dant is going to speak to us about the conditions that affect our fishing. This will include tides, wind, moon phase, water conditions, type of prevalent bait — you name it, Dave will cover it. Dave is a very experienced local guide and very successful fisherman. This presentation should make us all better fishermen. Dave will also be tying some of his favorite flies, so get to the meeting early for a good seat around his table to learn some flies that work.

Casting Tips by Capt. Pat Damico, MCI

Casting tip # 21

How many fish have you caught while false casting, moving the rod back and forth before delivering the fly to a target?

The more time a fly is in the water, where the fish are, certainly increases your opportunity for success. Have you ever noticed the best fly fishers/casters false cast very little? When fishing in situations where long casts are needed and a lot of water is covered, like drifting the flats, working a shoreline, sight casting to spooky fish, casting again when a fish is missed or the cast is off target do not strip line in almost to the leader. If most forward tapered lines have at least a 30 foot head, including a 10 foot leader means that the caster must carry sufficient line to load the rod properly. Retrieving less line before the next cast and starting the back cast without slack will allow you to shoot sufficient line to eliminate false casting and improve your catching success.

SFF Membership renewal Form

To renew your membership for 2011-2012 please complete this form and bring it to the meeting or mail it (address on back page).

Suncoast Fly Fishers Membership Application

Name* _____ Date _____

Address* _____

City* _____ State* _____ Zip* _____

Telephone* (____) _____

E Mail _____

*This information is shown on the Membership List which is distributed to members only and is not used for commercial purposes. If you do not desire this information disclosed to members, please so indicate. The monthly newsletter, "On the Fly," is only distributed electronically. You may also obtain a copy from our web site: www.suncoastflyfishers.com

Suncoast Fly Fishers (SFF) membership categories (select one):

___ Regular Membership 1 year \$15 (*September 2011-12*)

___ Family Membership 1 year (includes Member, Spouse and children under 18) \$25

___ Business Membership 1 year (includes monthly business card newsletter ad) \$100

FLORIDA SPORTSMAN SHOW SEPTEMBER 24-25

FL Council, Federation of Fly Fishers has a complimentary booth and casting pond at the Florida Sportsman Show, September 24-25. We'll be staffing this event with tiers, liars, and casters. This is a great opportunity to educate and involve people in fly tying, fly casting, and fly fishing. We envision getting kids involved in tying and casting (as in Marine Quest). It is also a fine way to build collaborative relationships among our FFF clubs. We'll distribute appropriate club literature to those from our respective locations who demonstrate interest. FFF rods and exhibit display will be available.

We already have a substantial commitment from the Tri-County Fly Fishers (Villages) and several from Suncoast and Tampa Bay Fly Fishers. Tarpon Coast and Mangrove Coast Clubs will be participating as well.

Here's your chance to sit beside some great tiers, swap some tales, and hook a few new fishers into the wonders of our favorite way to fish. Bill AuCoin will be coordinating this event.

We have a few openings to fill:

Saturday, 3-5 (One tier and one liar)

Sunday 2-4 (One tier and one liar)

Saturday and Sunday (Casting demonstration and coaching)

Contact Ken Hofmeister (kentonhofmeister@gmail.com) 727-521-1637 or Bill AuCoin (wmaucoin@verizon.net) 727-528-0287 to volunteer your skills and your time. Stop by the booth and see some great tying and share in the fun.

Ken Hofmeister

Fishing Ft DeSoto With Alan Sewell *by Bill AuCoin*

Alan Sewell brought a big flip chart to the August meeting and it included a map of Fort De Soto Park and surrounding waters. Then the grand poobah of SFF's Saturday-after-the-Meeting fishing events pointed to his best wade fishing spots.

The fishing potential of many of the places Alan pointed to are borne out by the depth variations in the accompanying bathymetric image of Fort De Soto Park. We know that gamefish like to come up on the flat to feed and they also like to retreat to deeper holes or evacuate via migration channels when the tide pulls water off of the flat. The map shows those, too.

The road leading into Fort De Soto Park is top-middle and leads to the T which marks the hq building and the big American flag. The Gulf is on the left. East Beach is on the right. Colors indicate depths at the low tide mean and range from .5 to 27 feet. For a wade-angler, though, the lower end of the scale from .5 to 5 feet is especially useful to the wade angler.

- Alan mentioned a deep channel west of the boat ramp adjacent to a big flat.
- You can fish the boat ramp area. Note the dramatic depth changes.
- Follow the map to the maintenance road which is just east of the headquarters building. Note the pot holes on either side in easy wading distance.
- There are lots of fish in the East Beach area, Alan noted, and it's easy see why.
- Note the sandbar that runs just off of East Beach.
- Alan mentioned the big fishy flat that lies south of Bunces Pass, west of the campground, and east of the road to North Beach. One good access is a hard-to-see dirt road just west of the kayak livery.
- North Beach, first thing in the morning is where you walk the beach and cast to cruising snook in the first swash channel.

Arrowhead picnic area, to the right of the beach parking lot, is where SFF'ers swapped fishy stories, provides convenient access to the tidal movement and sloping depths of Bunces Pass. Note the spit of land to the right and the migration channel that leads from the flat to the pass.

Thank you, Alan.



Alan Sewell's presentation on wade fishing the flats around Ft DeSoto was well received by the crowd.

Sequira photo

Continued on page 5

Fishing Ft DeSoto With Alan Sewell by Bill AuCoin ..continued

Alan Sewell, grand poobah on our Saturday-after-the-Meeting fishing events, nailed our wade-fishing expedition to Fort De Soto Park, identifying giving up all of his best wade-fishing spots.


There was only one slight problem (See photo below).

The fishing potential of many of the places Alan pointed to are borne out by the depth variations in this bathymetric image of Fort De Soto Park. Yes, gamefish like to come up on the flat to feed but they like to retreat to deeper holes or evacuate via migration channels.

Spend a few minutes memorizing which colors indicate which depth. The depths, at the low tide mean, go from .5 to 27 feet but, for a wade-angler, the lower end of the scale is most useful.

- Alan mentioned a deep channel west of the boat ramp adjacent to a big flat.
- You can fish the boat ramp area. Note the dramatic depth changes.
- Follow the map to the maintenance road which is just east of the headquarters building. Note the pot holes on either side in easy wading distance.

Note: To better examine the photo below, increase the image size on your screen to 150% or more while studying it.ED



FFF Annual Meeting 2011 by Tom Gadacz and Pat Damico



Four SFF members attended the meeting: Pat Damico, Dayle Mazzarella, Tom Gadacz, and Kirk Burton.
Tom Gadacz photo

The FFF annual meeting was in West Yellowstone, Montana from August 28 to September 3. It was attended by FFF members from most states, some of the Canadian Provinces, and Europe.

A variety of activities were offered from talks on fly tying, fly fishing techniques, fly fishing adventures, and casting techniques. There were classes on fly tying, casting and trips to some of the local waters. Many vendors were present and the official get-togethers included a banquet with awards, a reception with silent and live auctions, and a final evening with BBQ. SFF member Dayle Mazzarella received his certification as a FFF Certified Casting Instructor.

We did get together at some of the functions, and got a sendoff-picture of all four of us at the FFF Project Healing Waters booth.

Fly Fishing in Wyoming with Dayle Mazzarella by Tom Gadacz

Bidding on the guided fishing trip that Dayle Mazzarella donated at our Annual Hog Roast and Silent Auction was a trip down the Salt River in Alpine, Wyoming. We hooked up at Alpine Rod & Reel shop in Alpine and drove to our put in on the Salt. We fished a 10 mile stretch in Dayle's drift boat. The runoff was still pretty fast at 900 cfs with a water temperature of 59 degrees. This was fast and cold water for this time of the year and there did not seem to be any hatches. Using a 5 wt rod, Dayle changed my 6X tippet to 3X. We were not going to lose any big ones we hoped to hook. We caught several cutthroats on the small side and mainly on subsurface flies. Dayle had several Hornberg flies with a wood duck feather that was very effective. Casting to the bank, or rather on the bank proved to be effective.

There were several oxbows in the river, which gave Dayle quite a workout. Areas along the riffles and deep water were also productive. We tried a great variety of flies and had several strikes. Finally a cast to the bank teased out a 21 inch rainbow. It took most of my line almost to the backing and was a great fight. If Dayle had not jumped out of the boat to net the fish along a shallow bar, I'm not sure if I'd be telling this story. Dayle's wife, Barbara provided a great lunch and was kind enough to pick us up at the takeout. I have been on several guided trips that were donated by the expert guides in our club as part of our Annual Hog Roast. All of them have been great and provides all of us a great benefit as a member of SFF. Dayle, thanks for a terrific fly fishing adventure.



Tom Gadacz with a beautiful 21" rainbow he caught fishing with Dayle Mazzarella on the Salt River, Wyoming
Tom Gadacz photo See more photos in Picture Gallery

The Adventures of Mark and Annie Hays by Bill AuCoin

Editor's Note: Last month we were treated to an excellent Power Point presentation by Annie Hays on her trip with her dad Mark, to Big Sky Country for some terrific trout fishing. Bill AuCoin describes it here for those of you who missed it.

They are different, Montana and Florida. A couple of fly fishers can spot differences and they can bridge differences, too. Annie Hays and her dad Mark researched the subject on a nine-day trip to Big Sky Country in July.

Similarities? Well, mosquitoes, among many others, as Annie pointed out at the August meeting presentation.

Differences? Roaring rivers. Buffalo modeling on the side of the road. Snow.

In Florida, in July, only mad dogs, Englishmen, and a few fly fishers go out in mid-day sun. In Montana, in July, fly anglers from Florida are keen to go out in the middle of the day. Annie was one of them but it was so cold she said it felt like somebody had smashed her fingers with a sledgehammer.

On day six of their fly-fishing expedition to Big Sky country Annie and Mark were walking a remote stretch of shoreline on the Firehole River when Annie happened on a disquieting scene. She spotted a pile of bones. Human bones? Yes, perhaps a fly fisher's bones. Annie spotted his fly box nearby.

Now Annie said she had felt a little queasy on the flight from Florida to Montana but by day six, apparently, this was not a concern. She took the fly box and will put it to good use in Florida.

They caught fish, rainbows and browns. Different fish; same thrill. Memories are made of this.



HE'S HOOKED by Ken Hofmeister

Ryan Voigt, age 8, started tying flies with his grandfather, Ken Hofmeister. Ryan tied at the 2010 Marine Quest SFF booth and helped some other kids to tie. He later caught a trout on a fly he had tied and started tying with a bit more enthusiasm. John Adams and Ken Doty offered some tying tips. He was still tying at the 2011 Marine Quest. Using a few cast-offs, donated tools, and materials, Ryan tied a few flies at home and stayed with it. He recently showed some of his bluegill flies to Keith Dudley (former SFF member) and heard Keith exclaim: "These are too small! I catch big fish. Can you tie Tarpon flies? I'll give you a dollar apiece for five of them." Ryan, of course, said: "Sure."

Ryan got on the internet and SFF newsletters to see a few Tarpon flies and visited Al Pitcher for some coaching (mooching some hooks, materials, and tools in the process.) He continued asking questions and trying out some techniques until he presented Keith with an invoice and a box of flies. Keith said: "Holy Moley" in appreciation of the quality of these gems. He paid the agreed upon sum, with a tip for quality.

Ryan, ever the entrepreneur, asked if Keith had any friends who needed flies—and would Keith be needing some more flies himself? No surprise, Ryan's attention-to-detail exceeds that of his grandfather, and his flies are creative and well tied.



Ryan with a box of his freshly tied tarpon flies
Hofmeister photo

SFF Information

Suncoast Fly Fishers Welcome New members

The members of SFF are happy to welcome three new members — David Barson, Paul Neilson and Dick Walling. Gentlemen, we hope you enjoy your membership in our club and that you take advantage of the programs and activities the club offers to help you improve or share your fly fishing skills or develop new ones and make some new friendships.

Editor's Corner by *Paul Sequira*

The June “member fly tying program” with free pizza received a great deal of positive feedback from the members; so we thought we’d have another one before the year ended. October will see another SFF Tie-A-Thon and yes, we’ll also treat you to free pizza and soft drinks again. This program always is a lot of fun and a welcome chance to socialize with some of the folks you only get to see a few times throughout the year. In June, we had seven fly tyers demonstrating their skills including one guest, Craig Mathews, from another club! Come on now, I know we have more than a few fly tyers in the club, some very good tyers at that. Charlie Most, Tom Jones and I have taught fly tying classes to at least a couple of dozen members during the last few years. Where were you guys in June?

The Tie-A-Thon is for all tyers of all skill levels so let’s have a bunch of members tying and passing on tips and techniques. I won’t be tying this time because I want to get pictures of the tyers and the flies they are demonstrating for the November newsletter. Don’t be shy, bring your tying stuff to the October meeting for a terrific evening. Believe me, you’ll enjoy showing others your skills and sharing tying and fishing stories with them.

Recently I came across a superb video on how to tie an excellent and productive fly that is so good, it has spawned several variations. Developed by the late Jack Gartside, the Gurgler is a standard go-to top water pattern on both coasts of the U.S. as an all-purpose saltwater fly, and in interior lakes and rivers as one of the most effective large and smallmouth bass patterns there is. In this video, Tim Flagler shows his techniques for tying one of the most interesting and popular surface patterns in fly fishing.

<http://midcurrent.com:80/videos/tying-a-gurgler/> Put this one in your list of fly tying links, you’ll also find some other good tying videos at this site.

In the TYING BENCH section of this newsletter, you’ll find the two excellent flies that Smitty demonstrated for us last month as our featured fly tyer. The Summer’s Tide and the Beachcomber. Smitty is one of the Tampa Bay area’s most talented fly tyers and his explanation of how to tie these two excellent flies is clear and concise. Try tying a few of these patterns, they’ll make a great addition to your fly box. I’ll have two more of Smitty’s patterns in the December issue of ON THE FLY, one of them has become a new favorite of Robert Ficsher. Thank you Smitty, for your continuing support of the newsletter and sharing your skills and knowledge with us.

FFF Upcoming Events

"Florida Fly Fishing Expo 2011 "

at [Worldgate Resort](#)
3011 Maingate Lane
Kissimmee, FL 34747
407-396-1400

*Special room rate \$65. per night. - Optional breakfast buffet \$8. - discounted for attendees.

Our attendees must call the hotel for reservations and say that they are part of the "Federation of Fly Fishers"
You can not book it online.

October 21-22 will be at a new location
All the Information is not yet available online

Beginning Thursday afternoon (Oct 20th) from 1 to 5pm, we will have Continuing Education presentations for FFF certified casting Instructors. This is a new event for the Expo this year. FFF certified instructors, both CIs and Masters,participate in Continuing Education.....to renew, enhance, expand teaching and casting skills and knowledge.

EXPO 2011 Programs are in their planning stage and subject to change; to view, go to

www.fff-florida.org

2011 Program Co-Chairmen
Ruth Stokes
Joe Mahler

Fly Casting

Club rods are available for fly casting assistance for members between 6:00 and 7:00 pm before the meeting on the grassy area near the parking field. Check with any director or officer if you would like some help in learning or improving your casting.

A formal casting class with Capt. Pat Damico, MCI is scheduled for November 19, 2011, 9:00 to 11:30 am at Ft. DeSoto's East Beach. Casting clinic in the morning and our monthly fishing outing will follow at Ft. DeSoto after the 12:00 noon lunch. Watch the newsletter for more information

SFF Shirts

If you ordered an SFF tee shirt with the new logo and haven't picked it up yet be sure to see Mark Craig at the meeting. We have some shirts left in XL and XXL sizes. All of these shirts will go on sale to anyone at \$11.00 each if they are not picked up at the July meeting. If you would like to order a shirt, please see Mark to get in on the next order.

Tying Bench - Beachcomber *by Layne "Smitty" Smith*

You never know where you will find inspiration for a fly. While reading an article about the new product "Fish Skulls," Smitty was intrigued with a successful pike fly called the "Ice Pick". Going to work with similar materials and downsizing the fly to make it more suitable for our own inshore species, the Beachcomber was born. It has proven it's worth on the beach many times. We think an all tan Beachcomber would be a hit with pompano.ED

Materials:

- Hook: Gamakatsu SC 15 size 2
- Thread: Flatwaxed Nylon to match
- Flash: 2 strands of pink Krystal Flash doubled
- Body: White Polar Fibre
- Wing: Olive or tan Polar Fibre Divided (or color your choice)
- Throat: Senyo Laser Dub silver minnow and a touch of Senyo Laser Dub red (folded).
- Overwing: Senyo laser dub to match wing
- Cement: Loctite Gel (or similar)
- Head: Fish Skull (small) color to match pattern

Tying Instructions:

1. Base wrap back half of hook and tie in doubled Krystal Flash, fold back and tie down.
2. Tie in white Polar Fibre on top of hook shank. (This fly rides hook point up.)
3. Invert fly (or rotate if using a rotary vise) and tie in divided colored Polar Fibre; half on each side of fly. * NOTE
4. (A & B): Invert (or rotate) hook and tie in throat.
5. First tie in Senyo Silver dub at then small amount of red. (See photo).
6. Fold back so silver dub veils the red. (See photo). Tie down.
7. Invert (or rotate) hook and tie in overwing in middle, fold back and tie down leaving room for skull. Whip finish and cut thread.
8. Apply small drop of Loctite to either side of thread wraps and slide on Fish Skull. Re-tie thread. Build up thread dam in front of Fish Skull and whip finish. Coat thread wraps with head cement.

* NOTE: Wing total (colored Polar Fibre) should be twice the size of belly (white Polar Fibre) amount.



Tying Bench - Summer Tides *by Layne "Smitty" Smith*


At last year's CCA banquet, Robert Fischer showed some flies tied and donated by Cas Summers for the CCA auction. One fly in particular really intrigued Smitty. Bendbacks have always been a very successful inshore pattern and this one looked like a real winner. It took a lot of detective work for Smitty to match the colors and materials (with a couple of substitutions) for the fly and he added a "hot spot" (tag) with some red holographic Flashabou. I'll be tying plenty of these Summer Tides, I'm convinced this fly will be a killer; not only on the flats but also in the backcountry.*ED*

Materials:

- Hook: Eagle Claw 245N, Mustad C70S D bendback style size 1 - 2/0
- Thread: Black Flat-waxed Nylon
- Tag: Red Holographic Flashabou
- Body: Holographic Gold Body Braid (or regular Gold, Copper or Pearl your choice)
- Underwing: Badger Hair
- Flash: Polarflash Chartreuse (Hedron #2016)
- Wing: Russian Black Squirrel Tail (or Black Bucktail)

Tying Instructions:

1. Tie in Red Flashabou using 2 or 3 turns for tag.
2. Tie in Body Braid and wrap forward to bendback portion of hook, secure and cut off remainder.
3. Invert hook in vise (if you have a rotary vise, just turn over) and tie in Badger Hair 1 ½ to 2 times hook shank length.
4. Tie in Chartreuse Flashabou using V-style method to distribute it evenly over top and sides of Badger.
5. Tie in Squirrel Tail (or Bucktail) wing. Keep it sparse.
6. Tie a nice head and coat with favorite head cement. (You can add small eyes if you like before cementing.)



SUNCOAST FLY FISHERS INFORMATION

SUNCOAST FLY FISHERS

Our Aims and Purpose

The Suncoast Fly Fishers are dedicated to sharing their total fly fishing experiences and to developing interest in fly fishing in both fresh and saltwater. We shall promote and teach both fly fishing and related subjects of fly tying, rod building, fly casting and knot tying. Through collaboration, fellowship, conservation and sportsmanship, we will help members become more skilled, have more fun and be more productive in the sport. Suncoast Fly Fishers support the conservation of natural resources, boating safety and fishing regulations.

BENEFITS OF SUNCOAST FLY FISHER MEMBERSHIP

- Monthly membership meetings with outstanding local speakers on fly fishing, fly tying, rod building, marine conservation and exotic fishing trips worldwide.
- Free fly casting, fly tying & knot tying instructions.
- Monthly club outings in local fresh and saltwater locales topped off with top notch lunches and story telling of the day's catch.
- Joint outings with other clubs in Florida.
- Monthly electronic newsletters with local fishing and club activity information plus fly tying instruction sheets and color photos.
- A professional website with fishing reports, links, club activity photos etc.
- Club hats and shirts.
- Annual award winning Pig Roast with first class auction.
- Charter club of the Federation of Fly Fishers.
- Make new friends and find a fishing buddy for your next fishing adventure.

Suncoast Fly Fishers, Your Board Of Directors Working For You

Activities are at the heart of any successful organization. SFF's BOD has instituted the following Standing Committees to help us maintain a high level of activities that have proven to be popular with the membership and some new ones to fill a need as expressed through membership surveys. These committees are generally chaired by board members but you do not have to be a board member to fill that position. If you would like to volunteer to participate on any of these committees, please speak to any director.

Committees are as follows:

- Casting Skills - Pat Damico
- FFF Liaison - Pat Damico
- Fly Tying - Alan Sewell
- Membership - Pat Damico & Roger Blanton
- Newsletter - Paul Sequeira
- Outings - Alan Sewell
- Publicity - Roger Blanton
- Programs - BOD
- Project Healing Waters - Terry Kirkpatrick & John Craig
- Raffles - Tom Hummel & Bryan Jankovic
- Shows & Special Events - Woody Miller
- Web Editor - Woody Miller

Incommunicado
Don Pedro Island - Palm Island

Vacation home located on beautiful, unspoiled
Don Pedro Island

7 miles of sandy beaches, peaceful lagoons
Visit www.homeaway.com Property #346126

727-480-9088 cell 727-421-0014 cell

High Performance Plumbing Services
www.HPPS.biz

John Craig
PRESIDENT

Tel: 727.323.7243
Fax: 727.528.8528

jcraig@hpps.biz

FL. LIC. CFC1425678

PO Box 60268
St. Petersburg, FL 33784

Suncoast Fly Fishers Advertisers

Tampa Bay Charter Fishing
with
Capt. Dan Bumgarner
aboard
"Teacher's Pet"
Ph. 727-526-7565



WWW.tampabaycharterfishing.com
USCG Licensed




Fly Fishing and Tying
Equipment, Instruction, and Adventures

Enver Hysni
Cell 727.504.4062
info@tbotf.com

4203 W El Prado Blvd
Tampa FL 33629
Phone 813.443.0660
Fax 813.443.0662

www.tampabayonthefly.com



Spin Tackle

The Fly Guy

Capt. Pat Damico

2981 E. Vina del Mar Blvd.
St. Pete Beach, FL 33706
Tel: 727-360-6466
Web: <http://captpat.com>
Email: flyguy@captpat.com

Fly Tackle

METALFAB INC.

28212 Rice Road
San Antonio, FL 33576
(352) 588-9901
FAX: (352) 588-9902
walter@metalfab-inc.com



- Custom Metal Fabrication
- Certified Welding in
 - Mig • Tig • Arc
- Kitchen Equipment
 - Architectural
 - Aluminum
 - Stainless
 - Railings

Over 50 Years Experience

WALTER RUDA
President

**CANOE COUNTRY
OUTFITTERS, INC.**

JEREMY M. STOCK
MANAGER

6493 54th Avenue North St. Petersburg, Florida 33709
Local (727) 545-4554 Florida (800) 330-1550
Fax (727) 545-4554 Hours: M-F 9a-7p/5a 9a-5p/Su 12p-5p
Website: www.canoecountryfl.com
Email: canoecountryfl@aol.com

www.sightfishtarpon.com



specializing in the Art of saltwater
fly fishing and light tackle sight fishing!

Captain Dave Dant • 727-744-9039
Web site: www.sightfishtarpon.com
Email: ddant@tampabay.rr.com

GOODYEAR • TOYO • COOPER • MICHELIN



TODD MURRIAN
1631 - 4th STREET NORTH • ST. PETERSBURG, FL. 33704

727-822-3981
www.bobleetire.com

FLY FISHING

Star Valley Outfitters

- Lessons
- Casting
- Fly Tying
- Fishing Trips



Dayle Mazzarella
(760) 703-0118
email: emailmazz@yahoo.com

SUNCOAST FLY FISHERS INFORMATION

Federation of Fly Fishers (FFF) and Suncoast Fly Fishers (SFF) Dues

At initial membership dues are collected for both SFF and FFF. Since we (SFF) are a Charter member of FFF, all SFF members have to be members of FFF. After the initial dues you are responsible to directly pay yearly dues to FFF. The dues period of SFF and FFF may not coincide. We do not collect the yearly dues for the Federation (FFF). You will receive dues notification directly from FFF.

SFF dues are due in September. This is for the remaining months of 2009 and then through August of 2010. Members whose dues are delinquent for 2 or more months may lose their SFF membership. See Tom Gadacz for renewal forms.

LOCAL FISHING GUIDES

Capt. Nick Angelo, Tampa Bay 813-230-8473
Capt. Dan Bumgarner, Tampa Bay 727-526-7565
Capt. Frank Bourgeois, Offshore Hernando County 352-666-6234
Capt. Bryon Chamberlin, Tampa Bay 813-361-8801
Capt. Dave Chouinard, Tampa Bay 732-610-9700
Capt. Pat Damico, Tampa Bay 727-360-6466
Capt. Dave Dant, Tampa Bay 727-744-9039
Steve Gibson, Sarasota Bay 941-284-3406
Capt. Rick Grasset, Sarasota Bay, Charlotte Harbor, Tampa Bay 941-923-7799
Capt. Pete Greenan, Boca Grande, Everglades 941-923-6095
Capt. Paul Hawkins, Tampa Bay 727-560-6762
Capt. Ray Markham, Sarasota and Tampa bays 941-723-2655
Capt. Russ Shirley, Tampa Bay 727-343-1957
Capt. Wayne Simmons, Tampa Bay Area 727-204-4188
Capt. Steve Soult, Nature Coast Area 352-686-0853
Capt. Jason Stock, St. Petersburg-Englewood, 727-459-5899.
Jim Swann - fresh water 352-567-6029

Wading The Saltwater Flats With A Fly Rod and Random Thoughts From The Tying Bench By Don Coleman

With the original printing of Don's book, SFF gave a copy to all current and then new members when they joined the club. We have a good supply of these books; if you are a recent new member who did not receive a copy, please see Tom Gadacz at the meeting or call him at 727-360-8030.

Other members who would like an additional copy or non-members who would like a copy may purchase one for \$5.00 (plus postage if mailing is required). This book is loaded with excellent information and is a wonderful keepsake of a much missed member and friend of the club.


SFF Photo Gallery, August 2011 meeting



Top left: Smitty discussing the finer points of tying.
Top right: Getting down to business Smitty demonstrates another winner.
Right: Smitty's new toy, a really cool portable tying bench
Bottom left: Alan telling us how to fish Ft DeSoto flats
Bottom right: Annie & Tom discussing western trout fishing
Sequira photos



SFF Photo Gallery — Some Random Pictures



Top: Dayle Mazzarella positions his drift boat to give Tom Gadacz a good casting opportunity for Salt River Wyoming trout. Barbara Mazzarella photo
Middle right: Pat Damico congratulates Dayle Mazzarella upon Dayle's receipt of his certification as a FFF Certified Casting Instructor. Gadacz photo
Middle left: Keith Dudley counts out the loot for the box of tarpon flies tied for him by young Ryan Voigt. (See article on page 7) Hofmeister photo

SUNCOAST FLY FISHERS

Club Officers

President: Tom Gadacz 727-360-8030

Vice President: Woody Miller 727-560-6086

Secretary: Ken Hofmeister

Treasurer: Roger Blanton

Board of Directors

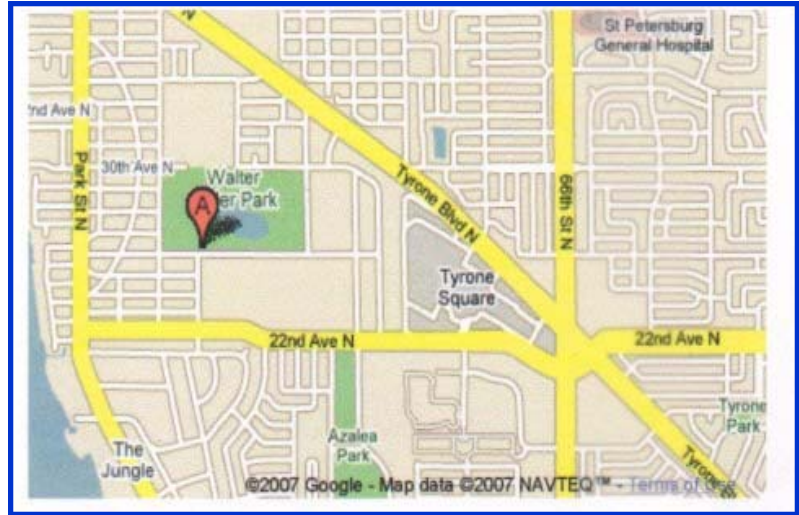
Dan Bumgarner - Hugh Copeland

Mark Craig - Pat Damico - Ken Doty

Paul Sequira - Alan Sewell

“On the Fly” is the monthly newsletter of the Suncoast Fly Fishers (SFF), a not-for-profit organization offering fly fishing and fly tying instruction to members and visitors. Club membership includes newsletter subscription. Send e-mail submissions to the editor, Paul Sequira

psequira@tampabay.rr.com



Next Club Meeting: September 15, 2011

Time: 6:00-7:00 PM Fly Casting Outdoors & Fly Tying

7:00-8:30 Meeting & Program

Location: Walter Fuller Park

7891 26 Avenue, N, St. Petersburg, FL 33710

Program - Dave Dant, Conditions That Affect Fishing

Featured Fly Tyer—Dave Dant

VISIT OUR WEBSITE

<http://www.suncoastflyfishers.com/>

Suncoast Fly Fishers

P.O. BOX 40821

St. Petersburg, FL 33743-0821