



The Prez Sez *by Tom Gadacz*



Renew SFF Membership Last month we announced that September was the month to renew your membership and listed many of the advantages you receive for \$15 a year. If you have not renewed your membership please do so at the meeting Thursday (October 20) when we will have a tie-a-thon and pizza. If you can't make the meeting please send in a check with the completed form on page 3.

Florida Sportsman Show Bill AuCoin and Ken Hofmeister did a phenomenal job at the Florida Sportsman Show last month. I wish to express my appreciation to all you SFF members who supported the show and all those from the Mangrove Coast, Sunshine, Tampa Bay, and Tarpon Coast Clubs.

It was a great experience of fly casting, fly tying and talking about fly fishing. We had good attendance at our tables/fly casting area and a chance to exchange ideas with each other and learn some new flies. This was a great cooperative program between the Florida Fly Fishing Clubs. Read Bill AuCoin's article on page 5.

Florida Fly Fishing Expo 2011 Several of our members plan to attend the Florida FF meeting at Worldgate Resort (special room rate of \$65) in Kissimmee October 21-22. It will be a great show with many world famous fly fishers giving programs, tying flies, casting and signing books. It's a great time to meet some of these greats and also get some bargain items at the auction.

Log onto www.fff-florida.org to get the full program and register or just show up and attend. More on page 4.

Carl Hanson Outing This month our outing will be on the fourth Saturday of the month (October 29) on the Hillsborough River. This is the time we compete with the Tampa Bay Club for the Carl Hanson Trophy. Now is the time to get out your killer freshwater flies and catch, catch, catch! The name of the game is not fishing but catching. This year the Tampa Bay Club is hosting the tournament and we need to win that trophy. Alan Sewell has all the details and fishing begins at daybreak. The prep rally will be on Thursday, October 20 during our membership meeting.

Outing to Port Manatee on November 4th, Friday

On Friday, November 4, we plan to visit the Fish and Wildlife Research Institute Stock Enhancement Research Facility on 14495 Harllee Road in Port Manatee, FL 34221 Gina Russo is our contact and the phone number of the facility is 941-723-4505. Plan to arrive before 10:00 AM. Please read the details of this outing on page 4.

...Tom

SFF UPCOMING EVENTS

- Oct 21/22 - FL FFF Council Fly Fishing Expo, Kissimmee, FL
- Oct 29th - Hanson Tournament, Hillsborough
- Nov 4, Friday - Tour FWC Research Inst., Pt Manatee
- Nov 19 - Ft DeSoto Casting Clinic (a.m.) - SFF Regular Outing (p.m.)

Inside this issue:

Outing Reviews, Previews, July Program, Casting Tips	2
Membership renewal Form, Bylaws, Casting Clinic	3
Outing to Port manatee, FL Council Expo	4
Florida Sportsman Show	5
St Augustine Adventure	7
Tying Bench - Jurassic Eyed Bristle Mangrove Snook Fly	10 -11
Photo Gallery	14-15

Outings—Reviews & Previews by Alan Sewell



October Outing Moved To October 29, 2011, Carl Hanson Tournament

September Outing: This was our “Urban Outing”. Our Club fished downtown St Petersburg from Coffee Pot to Demonds Landing. This was another FFFF (fun, food, friends and fish) outing. This is a good place to fish. Great view of Tampa Bay and St. Petersburg. Nice Park for lunch and easy access for boats, kayaks or wading. The water was as clear as it gets with nice grass flats and drop-offs. And there was plenty of fish to catch. The Outing prize goes to Woody Miller for a 21½ inch trout.

October Outing: Oct 29, 2011, Carl Hanson Memorial Tournament. Hillsborough River

NOTE :DATE CHANGE

This is our annual homage to pay our respects to Carl. Our clubs meet to fish and honor Carl and the knowledge he gave us. The tournament is hosted by the Tampa Bay Club this year and they decided to move the date up to Oct. 29, 2011. Lunch will be served at the Rotary Park on Fowler Avenue at the boat ramp at 12:00 noon; you can fish at any area on the river. Trophy for the most fish will be (hopefully) our reward.

Future Outing Previews:

November – Special weekday trip Friday, Nov 4th. [See details on page 4](#)

November – Ft DeSoto, Nov 19th Casting Clinic in the morning, fishing in the afternoon. [See details on page 3](#)

December – Don Coleman Classic and chili cookout Dec 17th Ft DeSoto

Fishing Tournament Results 2011-2012

BASS - David Mullens 14 inches

SNOOK - open

TROUT - Woody Miller 21½ inches

REDFISH - Mark Hays 28 inches

SUNFISH - Don Manning 10 inches

OTHER - Don Manning 16 inch ladyfish

(All fish must meet FWC regulations minimum size)

October 20th Program & Featured Fly Tyer

FREE PIZZA AND FLY TYING! FREE PIZZA AND FLY TYING! FREE PIZZA AND FLY TYING!

You asked for it so here we go again. Come and join your friends for a great evening of fly tying and free pizza. This fun evening is for all fly tyers, not just the experts. Come and set up a table and tie your favorites flies — old or new.

We had a terrific time back in June with our last TIE-A-THON and this one can be even better if you all show up ready to tie. I have seen some new patterns that some of you folks have been using this summer, how about sharing them with the club at the October 20th meeting, See you there.

Casting Tips by Capt. Pat Damico, MCI

Casting tip # 22

Our last tip had to do with minimizing false casting. What can we accomplish with false casting? We can dry our dry fly, lengthen our cast, change direction, and get rid of some grass on our fly. The best application is to use false casting as a teaching and learning aid.

Drying our fly and line will improve floatability. We can lengthen our cast by slipping some line on both the forward and backcast to improve the distance of our final delivery. Since our forward cast is most efficient when it is opposite our backcast, changing direction as we false cast will result in a better final delivery of the fly. If we are fishing at 2 o'clock and a fish rises at 10 o'clock, farther away, one or two false casts as we reposition the fly will give us a smooth on target cast. Our next tip will deal with false casting to improve our casting/teaching.

SFF Membership renewal Form

To renew your membership for 2011-2012 please complete this form and bring it to the meeting or mail it (address on back page).

Suncoast Fly Fishers Membership Application

Name* _____ Date _____

Address* _____

City* _____ State* _____ Zip* _____

Telephone* (____) _____

E Mail _____

*This information is shown on the Membership List which is distributed to members only and is not used for commercial purposes. If you do not desire this information disclosed to members, please so indicate. The monthly newsletter, "On the Fly," is only distributed electronically. You may also obtain a copy from our web site: www.suncoastflyfishers.com

Suncoast Fly Fishers (SFF) membership categories (select one):

___ Regular Membership 1 year \$15 (*September 2011-12*)

___ Family Membership 1 year (includes Member, Spouse and children under 18) \$25

___ Business Membership 1 year (includes monthly business card newsletter ad) \$100

Membership Approval of By-laws Amendment by Tom Gadacz

Any change in the SFF by-laws needs approval at a membership meeting by two thirds of the members present. Suncoast Fly Fishers' by-laws need to contain the policy regarding payment of dues of new members who joined within three months of the beginning of our new year. Dues for renewal of membership are due in September of each year. Any new member is exempt from paying dues for the next year if that member joined SFF in June, July or August of that year.

The SFF Board recommends stating this in our by-laws. Article II Membership, Section 4 Dues will have the following statement added: "Members having joined SFF in June, July and August will not owe membership dues for the subsequent year." This announcement was made at the September membership meeting and we plan to have a vote at the October 20th membership meeting.

Casting Clinic, Ft. DeSoto East Beach, Nov. 19, 2011 Time: 9:00 - 11:30 a.m.

We will have our Casting Clinic for members Saturday, Nov. 19th. All levels of skill are invited, that includes those who never held a rod to our intermediate to advanced casters who wish to hone their skills or wonder why they still get occasional "wind knots." Critiques of our casting clinic have always been great as evidenced by our high score in our recent club survey. This is a wonderful club benefit as well as a good time for all. Our goal is to create an atmosphere where you will feel comfortable and put you on the right track. Be sure to wear a hat and sunglasses. Richard's great coffee and donuts will keep us warm while we set up rods and prepare for a prompt start at 9:00. New members are especially encouraged to attend. SFF's regular monthly outing will follow after lunch, you can apply your new skills, and the information from Alan Sewell's recent presentation, to the bountiful waters of Ft DeSoto Park where wade fishing is very productive. A sign-up sheet will be passed around at our next meeting. If you miss the sheet, call me and I will reserve your spot, also, let me know if you need equipment.

As in the past, SFF Club dues as well as FFF dues must be current.

Pat Damico, MCI 727-504-8649

SFF Upcoming Events

Outing to Port Manatee on November 4th, Friday by Tom Gadacz

On Friday, November 4, we plan to visit the Fish and Wildlife Research Institute Stock Enhancement Research Facility on 14495 Harllee Road in Port Manatee, FL 34221. Gina Russo is our contact and the phone number of the facility is 941-723-4505

Below you will find directions to the FWC Stock Enhancement Research Facility located in Palmetto at the Port of Manatee County. As far as the tour and fishing goes, she recommends arriving at 10:00am, unless you want to fish a little bit earlier, but the tour should start in the hatchery building at 10:00am with a brief overview of the Stock Enhancement Program including an emphasis on habitat and the habitat restoration work they do, and then a walking talking tour of the facility. She would like to take our group into a breeding room, grand slam room and possibly the health lab if their fish health specialist is here that day. After the tour through our indoors facility, she will walk us to the outdoor ponds and salt marsh where we will have the opportunity to feed a brood stock pond. This will conclude the tour.

After the tour is finished, we have the option of staying to fish the detention pond and have lunch. If you plan on lunching here, please bring your own food and drinks, Gina can provide a location to eat out at the detention pond (or inside if it is raining) and a grill if needed. Since we are fly fisherman, we will not need bait or tackle, but if for some reason you think you will need either, let her know so she can prepare ahead of time.

Directions:

Coming from Tampa/St. Pete area, take I-275 south over the Skyway Bridge to Exit #2 (Old #1). Turn left on U.S. 41 heading towards Port Manatee. Coming from I-75, exit at Moccasin Willow Rd. heading west for 5 miles. Turn right on St. Rd. 41 towards Port manatee. From U.S. 41, turn left on Piney Point Rd., then turn right on Harllee Rd. Drive around the burm until you see the Manatee County Correctional Facility on the right. The FWC Marine Hatchery is on the left.

From Tampa: I-75 south to exit #229 (old #45) (Moccasin Wallow Road)

Moccasin Wallow west to U.S. 41 (approximately 4 miles)

U.S. 41 north to Port Manatee (2 miles) (Piney Point Road)

Piney Point Road west to Harllee Road (1/2 mile)

Harllee Road north to Hatchery on left (3/4 mile)

From St. Pete: I-275 south across Sunshine Skyway Bridge to exit #2 (old #1) (U.S. 41)

U.S. 41 north to Port Manatee (3 miles)

Follow directions above

**EXPO AUCTION
FLORIDA COUNCIL,
FEDERATION OF FLY FISHERS
OCTOBER 21-22
WORLDGATE RESORT, KISSIMMEE, FLORIDA**

Check out the Florida Council, FFF website www.fff-florida.org for programs, presenters, workshops, and details on logistics and lodging. Gerald Bell agreed to be auction chairperson at a very late date. He would appreciate some SFF help.

Vendors will be providing new auction items for the event. Outstanding fly tiers will demonstrate their prowess and donate flies to the silent auction. Guides are donating trips. Here's where SFF can help. Members can bring donated items to the SFF October 20th meeting and we'll see that they get over to the Expo. Gerald would also appreciate some helpers at the auction tables. Rick Kelly has volunteered already.

Registration fee is only \$10.00 and the presenters, workshops, and tiers are outstanding. Since FFF is committed to education and promotion of our sport, most events are free.*Ken Hofmeister*

Florida Sportsman Show *by Bill AuCoin*



The Florida Sportsman show at the Florida Fairgrounds last weekend was a very successful event for the Florida Council of the Federation...and a successful event for fly fishing in general. Many youngsters tied their first fly. Some held and cast a fly rod for the first time. They all left with a memory (and a fly) and a mission to become a fly fisher someday. And Florida West Coast FFF clubs enlisted a few new paying members.

Thanks to all liars, casters and tyers who made this possible.

Fly casting instruction was provided by Capt. Pete Greenan, Mangrove Coast Fly Fishers; Roger Maler, Tarpon Coast Fly Fishers; and Capt. John Hand, Tampa Bay Fly Fishers.

Fly tiers Oscar Feliu and Jack Neely of the new education-oriented Sunshine Fly Anglers and Capt. Les Fulcher of the Mangrove Coast Fly Fishers worked the show from start to finish. Tiers Jeff Janacek, Leigh West and Brad Lowman represented the Tampa Bay Fly Fishers.

Suncoast Fly Fishers -- liars and tyers -- were represented by President Tom Gadacz, Ken Hofmeister, Al Pitcher, Don Manning, Woody Miller, Toni Fernstrom, Robert Fischer, Capt. Dan Bumgarner and Bill AuCoin.

A special thanks goes to Krissy Hewes-Wiborg -- Yes, Bob Hewes of flats boat fame was her granddad -- for arranging for the generous show space and establishing what FFF hopes will be a long mutually-rewarding partnership to promote fly fishing in the state of Florida. Krissy is very much interested in doing more fly fishing herself. So please, all fly tiers, mail her some of your favorite flies today -- 2700 South Kanner Highway, Stuart, FL 34994 -- with a note that you look forward to renewing the Florida Sportsman - FFF partnership in 2012.

Also watch the coming issues of Florida Sportsman magazine for coverage. Editor Jeff Weakley visited and shot some pictures of the youngsters getting the hang of fly tying.

See you next year.

Bill AuCoin, Suncoast Fly Fishers



Top left: Capt. Les Fulcher Mangrove Bay Fly Fishers and fascinated student.

Top middle: Oscar feliu, Sunshine Fly Anglers teaches a young future tyer.


Top right: Al Pitcher's tarpon fly school in session

Left: Fly casting lessons from an old hand, Capt John Hand

Right: Ken Hofmeister with a budding fly tyer.

More pictures in the Photo Gallery

All photos by Bill AuCoin



Captain Dave Dant *by Bill AuCoin*

Fish don't reason. So how come you're not catching any?

Gamefish don't reason. They act instinctively. They can only do what comes naturally. And, if you're not catching fish, how does that make you feel?

Capt. Dave Dant says it's time we learn from our not catching as well as our catching. It's time for a new philosophy. It's time for ecosystem fishing. He talked about it at the September meeting of Suncoast Fly Fishers.

Start with the idea that as fishermen we will be more successful if we stop trying to figure out what they are "thinking" and look at the conditions to decide where nature instructs them to be. You do that by preparing for your expeditions...digitally. Think of the Internet as fishing equipment.

Homework is checking weather, aerial images, current flow, sun direction, wind direction. If you can get a mental picture of how all of the elements affect fish movements, you're on the right track.

Take weather. Sunshine, cloud cover, rain, wind and no wind change how and where to look for fish. Changing weather conditions move fish. Got an iPhone? NOAA has weather updates every four hours.

The best predictor of success is constant water temperature. So, know this: north shorelines warm up more quickly. Areas with lower current flow tend to have more stable water temperatures.

Currents are a big deal. Currents can be caused by tide, wind, even runoff. Fish feel the water movement, however light it may be, and they react to it. The bottom contour and the shore help dictate current speed. If you're looking at a satellite or aerial image of tidal areas you can tell the amount of current that moves through an area by the type of bottom. Sandy bottoms mean faster currents. Grassy bottoms mean medium current. Muddy means slower current.

Don't think of structure as fishy spots (which they are) but as current influencers. Bridges, bars, points, holes and docks all change the direction and/or the speed of current.

What could go wrong?

Lots.

Shallow water makes fish more spooky. Even your fly line curving in the current is a turnoff.

You may think you're the only angler on the flat and that the fish have no reason to be spooked but it is always possible that someone motored through there 15 minutes earlier sending fish running off the flat.

Boat sounds are the biggest turnoffs. Dant said we are always going to need to use the motor or the troller or the push pole but we should be as stealthy as possible. The whirr of an electric motor (not to mention the gas engine) or the crunch of a push pole on a sandy bottom put gamefish on notice. Your drifting boat is quiet -- or so you think -- but fish feel it.

So, Capt. Dant makes a modest proposal. Instead go where your homework told you to go and get in the zone. When you get to where you need to be and you are confident, stop making all that noise. Anchor up.

Anchor up (yes!) with the sun behind your back, with the wind in your favor (like no hull slapping, please) with current in the right direction and speed (curvy floating fly line is not allowed) with a clear view for cruising reds, snook or tarpon.

Choose the right fly for the situation. Make a practice cast, remembering to pinch off the line so it will drop at just the right spot with no slack line. Then be quiet. Be patient.

Oh boy, here they come. Don't you feel better now?

Contact information

Capt. Dave Dant

(727) 744-9039

email: ddant@tampabay.rr.com

www.tampasaltwaterflyfishing.com



Capt Dave Dant tying at the Sept. meeting Sequeira photo

St. Augustine Adventure *by Mark Hays*

A recent visit (9/23-26) to the St. John's River and St. Augustine Intracoastal Waterway was a real eye opener. Who would have imagined catching redfish in water 10" deep?

A distant club member, John Adams, hosted Mark Hays and Ken Doty for a weekend of peak high tides to fish the grass marshes of St. Augustine. Numerous redfish were caught in water so shallow that our knees never got wet. Seeing a 24" red knock a fiddler crab off of a reed and slurp it up is pretty interesting. The reds favorite crab is black, so small #2 and #4 black crab flies with serious weed guards were the bait of choice.

Apparently peak high tides cover normally dry marsh flats with 6 to 12 inches of water. This allows the waiting redfish and sheepshead to plow through the grass gulping up every crab they can find. I must admit that this is some of the best sight fishing I have ever experienced.

We have been sworn to secrecy about the exact location but it appears that fishing like this can be had anywhere from St. Augustine to South Carolina. More research will be needed.

Thank you, John, for a great weekend!



Left: Ken Doty and Mark Hays with typical St John's River catch. Right: A nice bluegill right off their host's dock. Bottom left: The dock. Bottom right: A St John's River redfish.

Photo top of page: The grass flats that hold so many redfish.

Mark Hays photos




Tying Bench by Paul Sequira

Last month SFF member Capt. Dave Dant was our guest speaker and our featured fly tyer. Not only did Dave have a spectacular presentation about the things it takes to have successful fishing in local — or for that matter, any waters; Capt Dave also demonstrated one of his favorite go to patterns. Once again, the fly had no official name so we'll call it Dant's No Name # 2. This fly is very similar to the fly Dave demonstrated just one year ago, in October 2010; but as good tyers do, Dave has improved it. For tying instructions go to the SFF website www.suncoastflyfishers.com and take the link to Volume 20, Issue 10 Oct. 2010 On The Fly and scroll down to page 11 Tying Bench, "No Name Fly" by Capt. Dave Dant. Simply substitute the craft fur body with Enrico Puglisi's Streamer Brushes with Micro Legs. Just be sure to fold back the Streamer Brushes with each turn of the material as you palmer it toward the hook eye. Don't forget to figure eight the wrap through the lead eyes or bead chain as you did with the dubbing in the original. Where do you buy it? — At Tampa Bay On The Fly of course.



Dant's No Name # 2 tied by Capt Dave Dant
Sequira photo

On page 7 of this issue, mark Hays tells us all about the wonderful trip he and Ken Doty took to the St John's River fishery as guest of one of one of our long range members, John Adams. This fantastic fishery is unique in many ways as you can see from Mark's excellent chronicle of their trip and one of the unique features is the food these redfish are feeding upon. There are some very talented and innovative fly tyers in the Jacksonville area and they have come up with some very interesting and highly productive patterns. John shared some of these local patterns with Mark and Ken and Mark brought a few back to show try them out locally. One of the redfish's favorite meals in these grass flats is the fiddler crab and Mark, in his article, describes how the redfish will knock a crab off a blade a grass and then gobble it up when it hits the water. To mark's knowledge, these flies have not been named yet and at least one of them designed by Mike "Mad Dog" McClinton is still in it's experimental stage although so far it has proven to be a real killer as has the fuzzy black crab pattern tied by John Adams. Perhaps John and Mike will share their experiences and tying instructions for these excellent new patterns with us some time in the near future.



The two triangular flies on the left were tied by Mike McClinton and are still in the experimental stage. They are basically the same fly but the one 2nd from left has been coated with epoxy to cause them to sink and it has these two little red eyes protruding from the rear. The two flies to the right were tied by John Adams and is a super fiddler crab imitation. One feature not quite visible in these photos is the double legged weed guards fashioned out of 40 lb test Mason hard mono. A very necessary feature in these grass flats. Sequira photo

Tying Bench - Jurassic-Eyed Bristle Bomber by Ken Hofmeister

This fly, like so many of mine, is tied after watching reds and trout chase prey under the docks. Then too, a trip to Enver Hysni's Tampa Bay On the Fly Shop inspires imagination with new (and pricey) materials. SFF members like Al Pitcher, Ken Doty, and John Adams keep innovating and pushing the envelope to encourage me. Nothing too original here, except for the mix of materials tailored to the current interest of local fish. Fly has been very effective this summer under the dock lights when water is moving.



A bevy of Jurassic-Eyed Bristle Bombers tied by Ken Hofmeister Hofmeister photo

Materials:

- Hook: Owner SSW Model # 5115-101 in either size 2 or size 1.
- Thread: Olive, white, or black (depending on underbody)
- Wing: Angel Silk in olive, off white, and/or grey (www.fishient.com)
- Overwing: Peacock Herl (one herl on each side); Enrico Puglisi Sparkle Brush (Pearl)
- Flash: Green or white Crystal Flash, tied in at sides
- Top: Black and grey polar fiber
- Eyes: Red/silver Jurassic Eyes 6 mm (www.montanafly.com) embedded in Soft Body (www.anglerschoicelytyingmaterials.com)
- Underbody: White Angel Silk

Tying Instructions:

1. Wrap thread from eye of hook to bend and back to middle of hook.
2. Attach small piece of three inch white Angel Silk by tying in middle of hook and material.
3. Attach small piece of three inch olive Angel Silk in same manner, folding over and tying in.
4. Place small amount of black and grey polar fiber to head of fly and tie in.
5. Attach two or three strands of Crystal Flash on each side.
6. Attach one peacock herl on each side.
7. Tie in 1 ½ inch of E P Sparkle Brush by wrapping around hook just above eye and tying in.
8. Wrap head securely and tie off with whip finish, or half hitch. Seal with Sally Hansen's Hard as Nails.
9. Build a base of Soft Body and press eyes into the Soft Body with tooth pick (hold briefly).
10. Best to let dry before sight casting to feeding trout, reds, or snook under the dock lights.

Tying Bench - Mangrove Snook Fly by Layne Smith

This is my adaptation of Jim Grace's Mangrove Snook Fly from Lefty Kreh's book Saltwater Fly Patterns.

Materials:

- Hook: Mustad 3407 sizes #2 - 1/0
- Thread: White Flatwaxed Nylon
- Tail: White bucktail about 2" long (tapered)
- Wing: 4 to 6 white neck or wide saddle hackle feathers 2 1/2 to 3 inches long
- Flash: 4 strands of Krystalflash and 3 strands of micro Flashabou
- Cheeks & Belly: White Fish Hair (tapered)
- Topping: 6 strands of Peacock Herl
- Head: White Flatwaxed Nylon (built up)
- Eyes: 5/32" flat or 3D molded silver holographic eyes
- Coating: Softex over-coated with Hard As Nails; or epoxy
- Weedguard: (Optional) #3 trolling wire or 20# mono

Tying Instructions:

Step 1: Base wrap hook shank. *NOTE

Step 2: Measure and tie in bucktail at hook point.

Step 3: Tie in 2 or 3 hackles on each side, tented** over bucktail. (Flatten stems to help stay positioned correctly)

Step 4: Tie in Krystalflash at its mid-point and extend back on either side of fly... Repeat with Flashabou.

Step 5: Tie in small bunch of Fish Hair (tapered) on both lower sides of hook as cheeks and belly.

Step 6: Tie in Peacock Herl topping (same length as wing).

Step 7: Build up thread head and apply eyes.

Step 8: Coat head with Softex (or epoxy). Let dry then recoat head with Sally Hansen's Hard As Nails.

*NOTE: If using weedguard, tie in at this step.

** Tenting the wing is tying the hackle feathers in at 11 o'clock and 1 o'clock positions on the hook shank. When looked at from either end of the fly, the feathers should assume this shape “^” over the bucktail.

All flies tied by Layne Smith. All photos by Paul Sequira

Mangrove Snook Fly tied by Smitty



Step 1 & 2



Step 3



Step 3 hackles "tented"



Step 4



Step 5 & 6



SUNCOAST FLY FISHERS INFORMATION

SUNCOAST FLY FISHERS

Our Aims and Purpose

The Suncoast Fly Fishers are dedicated to sharing their total fly fishing experiences and to developing interest in fly fishing in both fresh and saltwater. We shall promote and teach both fly fishing and related subjects of fly tying, rod building, fly casting and knot tying. Through collaboration, fellowship, conservation and sportsmanship, we will help members become more skilled, have more fun and be more productive in the sport. Suncoast Fly Fishers support the conservation of natural resources, boating safety and fishing regulations.

BENEFITS OF SUNCOAST FLY FISHER MEMBERSHIP

- Monthly membership meetings with outstanding local speakers on fly fishing, fly tying, rod building, marine conservation and exotic fishing trips worldwide.
- Free fly casting, fly tying & knot tying instructions.
- Monthly club outings in local fresh and saltwater locales topped off with top notch lunches and story telling of the day's catch.
- Joint outings with other clubs in Florida.
- Monthly electronic newsletters with local fishing and club activity information plus fly tying instruction sheets and color photos.
- A professional website with fishing reports, links, club activity photos etc.
- Club hats and shirts.
- Annual award winning Pig Roast with first class auction.
- Charter club of the Federation of Fly Fishers.
- Make new friends and find a fishing buddy for your next fishing adventure.

Suncoast Fly Fishers, Your Board Of Directors Working For You

Activities are at the heart of any successful organization. SFF's BOD has instituted the following Standing Committees to help us maintain a high level of activities that have proven to be popular with the membership and some new ones to fill a need as expressed through membership surveys. These committees are generally chaired by board members but you do not have to be a board member to fill that position. If you would like to volunteer to participate on any of these committees, please speak to any director.

Committees are as follows:

- Casting Skills - Pat Damico
- FFF Liaison - Pat Damico
- Fly Tying - Alan Sewell
- Membership - Pat Damico & Roger Blanton
- Newsletter - Paul Sequeira
- Outings - Alan Sewell
- Publicity - Roger Blanton
- Programs - BOD
- Project Healing Waters - Terry Kirkpatrick & John Craig
- Raffles - Tom Hummel & Bryan Jankovic
- Shows & Special Events - Woody Miller
- Web Editor - Woody Miller

Incommunicado
Don Pedro Island - Palm Island

Vacation home located on beautiful, unspoiled
Don Pedro Island

7 miles of sandy beaches, peaceful lagoons
Visit www.homeaway.com Property #346126

727-480-9088 cell 727-421-0014 cell

High Performance Plumbing Services
www.HPPS.biz

John Craig
PRESIDENT

Tel: 727.323.7243
Fax: 727.528.8528

jcraig@hpps.biz

FL. LIC. CFC1425678

PO Box 60268
St. Petersburg, FL 33784

Suncoast Fly Fishers Advertisers

Tampa Bay Charter Fishing
with
Capt. Dan Bumgarner
aboard
"Teacher's Pet"
Ph. 727-526-7565



WWW.tampabaycharterfishing.com
USCG Licensed




Tampa Bay
On The Fly

Fly Fishing and Tying
Equipment, Instruction, and Adventures

Enver Hysni
Cell 727.504.4062
info@tbotf.com

4203 W El Prado Blvd
Tampa FL 33629
Phone 813.443.0660
Fax 813.443.0662

www.tampabayonthefly.com



Spin Tackle
Fly Tackle

The Fly Guy

Capt. Pat Damico

2981 E. Vina del Mar Blvd.
St. Pete Beach, FL 33706
Tel: 727-360-6466
Web: <http://captpat.com>
Email: flyguy@captpat.com



Metalfab Inc

Walter Ruda

www.metal-fab.com

**CANOE COUNTRY
OUTFITTERS, INC.**

JEREMY M. STOCK
MANAGER

6493 54th Avenue North St. Petersburg, Florida 33709
Local (727) 545-4554 Florida (800) 330-1550
Fax (727) 545-4554 Hours: M-F 9a-7p/5a 9a-5p/Su 12p-5p
Website: www.canoecountryfl.com
Email: canoecountryfl@aol.com

www.sightfishtarpon.com



*specializing in the Art of saltwater
fly fishing and light tackle sight fishing!*

Captain Dave Dant • 727-744-9039
Web site: www.sightfishtarpon.com
Email: ddant@tampabay.rr.com

GOODYEAR • TOYO • COOPER • MICHELIN



Since 1947

TODD MURRIAN
1831 - 4th STREET NORTH • ST. PETERSBURG, FL. 33704

727-822-3981
www.bobleetire.com

FLY FISHING **Star Valley Outfitters**

- Lessons
- Casting
- Fly Tying
- Fishing Trips



Dayle Mazzarella
(760) 703-0118
email: emailmazz@yahoo.com

SUNCOAST FLY FISHERS INFORMATION

Federation of Fly Fishers (FFF) and Suncoast Fly Fishers (SFF) Dues

At initial membership dues are collected for both SFF and FFF. Since we (SFF) are a Charter member of FFF, all SFF members have to be members of FFF. After the initial dues you are responsible to directly pay yearly dues to FFF. The dues period of SFF and FFF may not coincide. We do not collect the yearly dues for the Federation (FFF). You will receive dues notification directly from FFF.

SFF dues are due in September. This is for the remaining months of 2009 and then through August of 2010. Members whose dues are delinquent for 2 or more months may lose their SFF membership. See Tom Gadacz for renewal forms.

LOCAL FISHING GUIDES

Capt. Nick Angelo, Tampa Bay 813-230-8473
Capt. Dan Bumgarner, Tampa Bay 727-526-7565
Capt. Frank Bourgeois, Offshore Hernando County 352-666-6234
Capt. Bryon Chamberlin, Tampa Bay 813-361-8801
Capt. Dave Chouinard, Tampa Bay 732-610-9700
Capt. Pat Damico, Tampa Bay 727-360-6466
Capt. Dave Dant, Tampa Bay 727-744-9039
Steve Gibson, Sarasota Bay 941-284-3406
Capt. Rick Grasset, Sarasota Bay, Charlotte Harbor, Tampa Bay 941-923-7799
Capt. Pete Greenan, Boca Grande, Everglades 941-923-6095
Capt. Paul Hawkins, Tampa Bay 727-560-6762
Capt. Ray Markham, Sarasota and Tampa bays 941-723-2655
Capt. Russ Shirley, Tampa Bay 727-343-1957
Capt. Wayne Simmons, Tampa Bay Area 727-204-4188
Capt. Steve Soult, Nature Coast Area 352-686-0853
Capt. Jason Stock, St. Petersburg-Englewood, 727-459-5899.
Jim Swann - fresh water 352-567-6029

Wading The Saltwater Flats With A Fly Rod and Random Thoughts From The Tying Bench By Don Coleman


With the original printing of Don's book, SFF gave a copy to all current and then new members when they joined the club. We have a good supply of these books; if you are a recent new member who did not receive a copy, please see Tom Gadacz at the meeting or call him at 727-360-8030.

Other members who would like an additional copy or non-members who would like a copy may purchase one for \$5.00 (plus postage if mailing is required). This book is loaded with excellent information and is a wonderful keepsake of a much missed member and friend of the club.

SFF Photo Gallery, September 17th Outing



Left: Annie scores
Right: A little lower please
Below: May Hays
Awwww
Photos and captions by
Annie Hays



Above & left: SFF members join for lunch at Flora Wylie Park in downtown St Petersburg, a great place to have an outing. Sequira photos

SFF Photo Gallery – Some Random Pictures



Jack Neely, Sunshine Fly Fishers shares his bluegill fly secrets Florida Sportsman Show AuCoin photo



Toni Fernstrom and two fishing stars of the future at the Florida Sportsman Show AuCoin photo

Below: Walt Ruda with a nice snook caught in Miguel Bay on Sept. 25th using a white Schminnow, Walt also caught some equally nice spotted seatrout on that same outing. Walt Ruda photo



Left & below right: ken Hofmeister with a nice redfish taken at Ft DeSoto on at the Aug 20th outing

Robert Fischer photos



SUNCOAST FLY FISHERS

Club Officers

President: Tom Gadacz 727-360-8030

Vice President: Woody Miller 727-560-6086

Secretary: Ken Hofmeister

Treasurer: Roger Blanton

Board of Directors

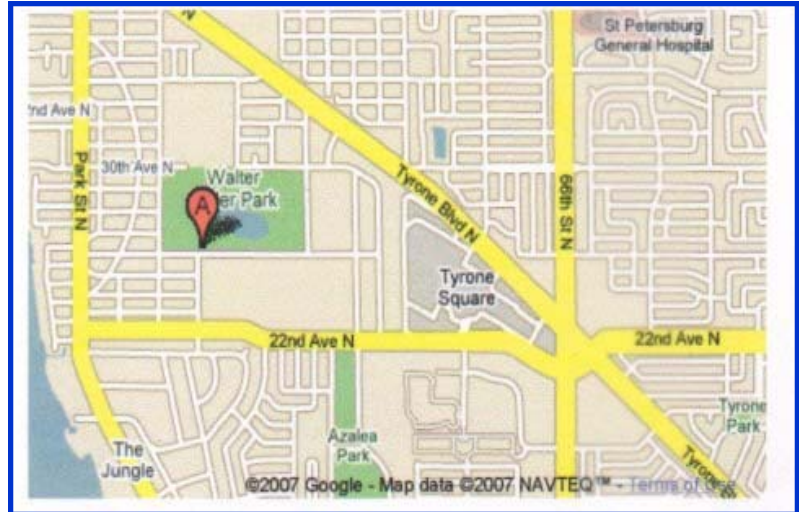
Dan Bumgarner - Hugh Copeland

Mark Craig - Pat Damico - Ken Doty

Paul Sequira - Alan Sewell

“On the Fly” is the monthly newsletter of the Suncoast Fly Fishers (SFF), a not-for-profit organization offering fly fishing and fly tying instruction to members and visitors. Club membership includes newsletter subscription. Send e-mail submissions to the editor, Paul Sequira

psequira@tampabay.rr.com



Next Club Meeting: October 20, 2011

Time: 6:00-7:00 PM Fly Casting Outdoors & Fly Tying

7:00-8:30 Meeting & Program

Location: Walter Fuller Park

7891 26 Avenue, N, St. Petersburg, FL 33710

Program - SFF Tie-A-Thon with FREE pizza

Featured Fly Tyer—All Of Us

VISIT OUR WEBSITE

<http://www.suncoastflyfishers.com/>

Suncoast Fly Fishers

P.O. BOX 40821

St. Petersburg, FL 33743-0821