



# The Prez Sez *by Tom Gadacz*



## UPDATE on OUR ANNUAL HOG ROAST and SILENT AUCTION & 20th ANNIVERSARY

It's never too late to sign up for the 8<sup>th</sup> Annual Hog Roast and Silent Auction. Let us know that you plan to attend by calling Joe Dail (727-725-7638) or Tom Gadacz (727-360-8030).

Tickets are \$20 and the event is on Saturday, March 19 at the Maria Center on 5800 15<sup>th</sup> Avenue S, in Gulfport. We are also celebrating the club's 20<sup>th</sup> Anniversary and will be honoring our past presidents. A photo album of some of the early days of the club's members and activities is planned. Non-alcoholic beverages will be available and you may wish to bring your favorite beer or wine. An anniversary cake will be served and additional desserts would be appreciated. See page \_\_ for more details. See you there!

### TAMPA BAY BOAT SHOW

The Tampa Bay Boat Show is March 11, 12, 13 at Tropicana Field. I greatly appreciate those who volunteered to staff the booth. Come to the show and check us out at booth 208. Hours are 10:00am to 6:00pm on Friday and Saturday and 10:00am to 5:00pm on Sunday.

### FEDERATION OF FY FISHERS FLORIDA COUNCIL

On February 27, 2011 the Federation of Fly Fishers Florida Council had a meeting at the Bass Pro Shop in Orlando. Pat Damico and Tom Gadacz were elected Directors to the Council's Board. Bill Gunn is the president and Tom Logan 1<sup>st</sup> vice president. The Council discussed promoting FFF membership, youth programs, conservation and communication. The FFF Florida Council Expo will be October 21-22, 2011 at the Ramada Celebration in Orlando. For more information about the Florida Council visit the web site [www.fff-florida.org](http://www.fff-florida.org).

### PROJECT HEALING WATER FLY FISHING (PHWFF)

This is an outreach program with the Bay Pines Veterans Medical Center teaching veterans the joy of fly fishing. SFF has a very successful program thanks to the many SFF members who volunteer to help. Special thanks to Pat Damico, Terry Kirkpatrick and John Craig who coordinate these activities. Last month a special PHWFF award of an Orvis rod and reel went to one of the veterans who showed remarkable involvement in the program. Under the guidance of Alan Sewell, this veteran group has built more rods than anyone anticipated. If you are interested in helping with fly casting, tying or in any way please contact Pat, Terry or John. It is a personally rewarding project.

### BOY SCOUTS PROGRAM

We had a program for the local Boy Scout troops but this has not been rescheduled. We hope to continue this program in the future. In the meantime if anyone is interested in helping scouts with the fly fishing merit badge please contact Brian Campbell at 813-503-0633 or at [brian@camfam.com](mailto:brian@camfam.com). .....*Tom*

## SFF UPCOMING EVENTS

- Mar 17th - Club Meeting and 2011 SFF Election of Directors
- Mar 19th - Hog Roast & SFF 20th Anniversary Celebration Maria Center, Gulfport
- Mar 19th - Casting Clinic - Ft DeSoto
- Apr 7th - Tampa Picture Show
- Apr 30th - Marine Quest

## Inside this issue:

Outing Reviews, Previews, Tournament & Program	2
Hog Roast & SFF 20th Anniversary Celebration	3-4
Casting Clinic	4
SFF Activities & Info	5-6
Spring red fishing - Ray Markham's	7-8
Tying Bench - Pat's One-Step-Baitfish	9
Photo Gallery	11-12

## Outings—Reviews & Previews by Alan Sewell



### March Outing: Mar. 19, 2011 Ft DeSoto Park

#### February Outing: Feb. 19, 2011

Our last outing was held at Jigg's Landing in Manatee County on the Braden River. This was a great day to be on the water catching fish, sunshine and good food. This is a very nice park that Manatee County has just opened. This park has all of the really nice features and is one place to visit. Our year long fishing tournament was won for the largest sunfish, caught by Joe Dail.

#### March Outing: Mar. 19, 2011

The March outing will be a casting clinic at Fort DeSoto Park. This clinic will be held at the East Beach from 9:00am to 11:30am. The clinic will be presented by Pat Damico, our favorite instructor. Pat is a certified Master Casting Instructor

from the FFF. You will always learn many useful pointers at these clinics. A light breakfast will be served and don't forget, our PIG ROAST is that same afternoon.

#### Future Outing Previews:

April 16, 2011 Pinellas Point

April 29,30, and May1 Everglades

May 21,2011 Night Time dock light fishing

#### Fishing Tournament Results 2010 - 2011

BASS--KEN DOTY

BLUEGILL--JOE DAIL

TROUT--DON MANNING

REDFISH--XXXX

SNOOK--KEN DOTY

OTHER FISH--31" GAR--MARK HAYS

**February 17th Program** - Our friend Brad Lowman will present a program of fresh water bass fishing. We all enjoyed Brad's excellent winter baby tarpon fishing presentation a few months ago and this one promises to be equally informative and entertaining. Don't miss it.

**Designated Fly Tier:** Jeff Janecek is the Tampa director for P.H.W. Jeff will demonstrate the JJ Hopper; a chautauque grass hopper imitation, that took the Carl Hanson award twice in four years. This pattern is outstanding in clear shallow rivers. Tied on a #8, 2x hook. This is Jeff's "go to fly" on the Weeki Wachee, Rainbow, and Hillsborough rivers. Jeff encourages any questions, as he is an avid freshwater fanatic; who not only loves learning new techniques and places to fish; he also loves to share any information he learns. Come visit Jeff; you can probably talk him out of a few flies.

### Casting Clinic March 19, 2011—Ft. DeSoto Park by Pat Damico

A sign up sheet will be passed around at our meeting on March 17 to add names to our sheet from last meeting. If you don't sign up at the meeting please call me (727-504-8649) so we have an idea of attendance. This clinic will be for all levels of experience, from beginner to advanced. Some comments written by previous participants: "Thanks for the easy going demeanor and positive reinforcement, As a beginner I was concerned, but I learned a lot and was very relaxed, Instructors pointed out problems and offered simple solutions, Wish I had come to earlier clinics to minimize bad habits I could have avoided, Can't wait for next one!" You are encouraged to bring your own equipment, but the club will provide what is needed if you notify me. Arrive early to register and prepare equipment. Sunglasses and a hat are needed. See you there.

There is no charge to club and FFF members.

Pat Damico FFF MCI

# Suncoast Fly Fishers

*Beer and Wine  
Allowed  
BYOB*



*Live guitar by  
Captain Bob*

## **8th Annual Hog Roast, Silent Auction And 20th Anniversary Celebration**

**Saturday, March 19, 2011 from 4:00 - 8:00 pm**

**Join us for a good ole fashion pig pickin**

**Choice of pulled pork, chicken or ribs  
with all the fixins**

**At our new indoor location**

**The Maria Center**

**5800 15th Avenue, S Gulfport, Florida**

**Tickets \$20.00**

**Make your reservations at the SFF February or March  
Club meeting or call:**

**Tom Gadacz 727-360-8030 or Joe Dail 727-725-7638**

**Or email [thomasgadacz@yahoo.com](mailto:thomasgadacz@yahoo.com)**

# UPDATE on the 8<sup>th</sup> ANNUAL HOG ROAST & SILENT AUCTION and 20<sup>th</sup> ANNIVERSARY of SFF

---

**T**his is a must event for every SFF member. This is not only our featured club event of the year but also the twentieth anniversary of the founding of our organization. Come and join the fun!

**When:** March 19, 2011 Saturday

**Where:** MARIA CENTER at 5800 15th Ave S in Gulfport

**Time:** 4:00 to 8:00 PM

**Cost:** \$20 please make your reservation early.

Sign up at the meeting or call Joe Dail (727-725-7638) or Tom Gadacz (727-360-8030)

**Special event:** All the past presidents of SFF have been invited. Some will have some good tales about the club. Program speakers for the past year have been invited to share some of their fishing secrets. We plan to have a photo album featuring the club's early activities.

**Menu:** Onsite BBQ pulled pork, ribs, and chicken with sides of baked beans, corn on the cob, yellow rice and green beans. Leroy is catering the event. Non-alcoholic beverages will be available. Beer and wine is permissible and you may bring your own.

**Live Entertainment:** Captain Bob will be strumming his guitar and singing ballads.

**Door Prize:** Fly rod built by Alan Sewell. Members only are eligible for the door prize and a ticket is included in the price of the event.

**Kayak Raffle:** A kayak equipped for fishing will be raffled off. Tickets are \$10 and raffle is open to everyone.

**Silent Auction:** An opportunity to get a half day guided trip by guys who know the fishing spots. The guides are Pat Damico, Dan Bumgarner, Dave Dant and one of our new members is offering a trip in Wyoming, Dayle Mazzarella where he also guides. Trophy flies tied by our best tiers for fish in our area as well as rods, reels, fishing equipment, art and a host of other items will be on the silent auction tables. Bid sheets will be next to the auction item. The silent auction is open to all attendees. Some of the bid sheets will be picked up at 6:00pm, 6:30pm and 7:15pm. So don't wait until the last minute to bid, otherwise you may miss a great bargain.

**Bucket Raffle:** Fishing items and packages with a value up to \$35 will be in buckets and raffled off during the course of the event. Tickets are \$1.00 each or 12 for \$10.00. The bucket raffle is open to all attendees. Some of the buckets will be picked up at 6:00pm, 6:30pm and the rest at 7:15pm. Again, don't wait until the last minute to purchase your tickets and place them in the bucket of your choice.

**Awards:** Presentation of trophies for the President's Vision/Values Award and to members with a biggest fish in several categories.

Please purchase your tickets early or call to confirm your attendance so we can provide the caterer with an estimate of attendees.

Sign up at the meeting or call Joe Dail (727-725-7638) or Tom Gadacz (727-360-8030).

# SFF Activities and Information

---

## TIME TO VOTE

SFF members present at the March 17, 2011 meeting will vote for the following three (3) directors as nominated at the February 2011 meeting ;: Dan Bumgarner, Hugh Copeland and Pat Damico each for a two (2) year term. There were no nominations from the floor at the February meeting and the nominations are closed.

The Board of Directors appointed Roger Blanton Treasurer, and Paul Sequira Director, to serve the one (1) year remaining for those positions vacated by Joe Dail and Tiger Vertregt respectively.

---

## PHW Presentation by John Craig

Larry Mann (center) was presented the Orvis rod, reel and fly line by PHW Bay Pines Coordinator Terry Kirkpatrick (right) and PHW Volunteer Alan Sewell (left) at the February 7th Bay pines Domiciliary group meeting. Larry has been very active in project healing waters, participating in all of the Tuesday Domiciliary fly tying sessions since fall of 2010. Larry has fished quite often here on the Bay pines Campus during his stay, both fresh and salt, and has been a commercial fisherman. He is originally from the Tampa area calls Destin FL. home now. The Domiciliary Vets are at Bay Pines from all parts of the country. They stay on campus while receiving treatment.



Photo compliments of Alan Sewell

---

## Casting tips by Capt. Pat Damico, MCI

Casting tip # 15 - How can I safely cast when the wind is blowing toward my casting side?

This situation is a frequent problem and one that causes most accidents with getting “hooked.” The simple answer is to keep the fly and fly line away from the caster. In a mild wind, casting horizontally and close to the water’s surface will keep the fly at least a rod length away. You can make your usual vertical cast only tilt your rod so that the rod tip travels over your opposite shoulder. Tilt your body away from the wind and “Brush your hair,” with your rod hand keeping the rod tip on the downwind side. Cast on the downwind side by having your casting hand cross your chest. This allows a convenient stop for the rod on your backcast but will limit distance. Turn around and cast behind you and deliver your backcast to the target turning your wrist away from you as you deliver the cast. By far the best method is to learn to cast with the opposite hand.

## SFF Information and Activities

---

### Fly Fishing Film Tour

Tampa Pitcher Show

April 7, 2011 (Thursday) 7:00 PM

14416 Dale Mabry Hwy, Tampa, FL

Tickets: \$14.00 (Discounted tickets available at Tampa Bay On The Fly, 4203 El Prado, Tampa before the event.)

About The Fly Fishing Film Tour - In just our fourth year, The Fly Fishing Film Tour has become the fishing entertainment event of the year. The Film Tour will be seen in well over 80 cities in 2011 and will showcase some of the best independent outdoor film makers. The goal of the Fly Fishing Film Tour is to energize the industry and inspire film makers to create new cutting edge films to both entertain and educate outdoor enthusiasts. If you are a fishing enthusiast or you are just interested in great outdoor entertainment and want to catch the tour in your market, check out the schedule. We look forward to seeing you at a tour stop in 2011!

Members can meet for dinner before the movie about 5:00 pm at the Tilted Kilt Pub at 14457 N. Dale Mabry. The restaurant is directly across the street from the Pitcher Show.

---

### Welcome to the Suncoast Fly Fishers

We are pleased to announce the return of member John Rodgers to the rolls of active membership. We would also like to welcome new members Dan A. Anders and David T. Mulins. We hope you will take advantage of the many benefits of membership in the Suncoast Fly Fishers and enjoy many new friendships.

---

### marinequest

Saturday, April 30 10 a.m. – 4 p.m.

100 8th Ave. SE, St. Petersburg

(727) 896-8626

<http://research.MyFWC.com>

FREE admission and parking

If you are interested in helping out at the SFF booth, please call or e-mail Bill AuCoin at 727-528-0287 This is a fun, low-key event where you'll have a chance to talk to many interesting people and potential club members. Last year over 3,500 attend this show. You'll also have the opportunity to introduce fly fishing, casting and tying to many youngster and give them a hands-on experience.

---

### New SFF Tee Shirts

Okay, you've been asking for them so get ready to place your order. Mark Craig will be taking your orders for the new SFF tee shirts sporting the newly redesigned SFF shirt logo. A sign-up sheet will be passed around at the meeting, Mark will have all the details.

## Capt. Ray Markham. Spring Redfish Strategies by Bill AuCoin

### Spring has sprung, sort of, so where are the redfish?

Capt. Ray Markham told about the time he took some guys fishing and they caught lots of reds, trout and snook. A couple of days later he got a call from one of the guys who fessed up. He said he fished every one of Ray's secret "spots" and he asked Ray how come they couldn't catch any fish there when they had non-stop action in Ray's flats boat the day before?

Markham didn't tell that guy but he told Suncoast Fly Fishers at the February meeting that the reason that fish are not always where they were the day before is that conditions vary from day to day. Wind direction and velocity also help determine water levels and where the baitfish are holding. Barometric pressure, cloud cover, water temperature, turbidity, and water color are other variables. Any combination, even one factor, could influence fish to move.

If the tide is not right, the redfish may not be where they are "supposed" to be. Or, sometimes the tide will be moving but the depth is wrong because a south wind has pushed water into the area. Or, maybe the current and water level are just right but that school of 100 redfish is nowhere to be seen. What's different?

#### Pay attention to conditions

When you catch fish, take note of the conditions and that will tell where why and where the fish are "supposed" to be in the future. It's an inexact science, for sure, but better than nothing.

Ray revisits his productive spots two weeks later when, with moon's help, tide stages and currents are more likely to be the same.

Markham said his favorite book for planning fishing trips is The Florida Sportsman Fishing Planner. A new volume comes out each year and provides month-by-month tide charts and the maximum flow times throughout Florida.

'It's not about spots. It's about the level of the tides," he said. Plan to fish a series of redfish locations, arriving there just before the main push of current.

But even if water levels and tide stages are perfect, Markham said, be aware that s\_\_t happens. Like, maybe a crotch rocket screams by and the jockey is oblivious to the fact that you're fishing and he's breaking the law running in a no-motor zone, or that he's too close to a shore line or in a go-slow manatee zone.

Markham would not name any names but he said one time he had been patiently stalking a school of redfish for an hour. He got a nice red on the line, but a tower boat captain saw his bent rod and called in seven more tower boats to fish his spot.

We feel your pain, Capt. Ray Markham. You can vent at Suncoast Fly Fishers anytime

#### Tide. Temperature. Flow.

Heaven on earth to Markham in cool weather is a spring tide that bottoms out at a negative point five and is set to pour in. You're already in position, ready to cast to a skinny water spot with a dark bottom that has been exposed to the sun. Quickly rising water temperature on a cool day gets reds feeding.

Another useful tool is a water temperature gauge in both hot and cold extremes. If most of the water is 64 degrees and they're not biting, look for 68-degree water and they probably will be biting. Fish metabolic



Capt. Ray Markham gives us the low-down on springtime red fishing

Sequira photo

## **Spring Redfish Strategies by Bill AuCoin .....continued**

---

rates are governed by water temperature. When their metabolism speeds up, as it does in warmer water, they will be more likely to eat.

On a cold day Markham goes to some places he knows that are sheltered from the winds and waves and have a little water, warmed by an all-day sun. Reds will be there, their backs out of the water, catching the warmth of the sun.

### **Equipment is important, certainly.**

Having fished with his dad's and grandpa's fly tackle from the ripe old age of four, Ray spotted a store deal he finally couldn't pass up. Markham held up his first fly rod and reel -- an old glass rod with a Pflueger Medalist reel purchased circa 1966 at a going out of business sale for the hefty sum of \$7. It was just right for a coming-of-age boy in Florida casting black foam spiders for bass and bluegill on Chassahowitzka and Withlacoochee Rivers on weekends. That's the rod that brought him into the fly fisher fold.

These days, stalking redfish, Markham usually holds an 8-weight Loomis GLX Cross Current rod in one hand and pinches a fly in the fingers of the other. Sometimes it's a chartreuse/white Clouser, sometimes a spoon fly like the tiny Rex spoon, and sometimes a bonefish fly on a #4 hook.

Ready when you are, Mr. Redfish.

### Contact information

Capt. Ray Markham

Phone: 941-723-3755 Home or 941-228-3474 Cell

Email: [flatback@tampabay.rr.com](mailto:flatback@tampabay.rr.com) and [ray.markham@gmail.com](mailto:ray.markham@gmail.com)

Mail: P.O. Box 297, Terra Ceia, FL 34250

Websites [www.capmel.com](http://www.capmel.com) (Manatee County fishing reports), [www.floridasportsman.com](http://www.floridasportsman.com) (West Central Weekend Fishing 4Cast)

---

## **FLY TYERS**

The 6:30 fly tying demonstration session prior to the meeting is a very popular feature. Members are always interested in new flies, different methods of tying old flies or just some well known fly that might not have been demonstrated in a while. Old tried and true patterns are new to new fly fishers and are very interesting to them. We need members who are willing to share their fly tying skills with their fellow members. If you would like to volunteer as a featured fly tyer, please see Tom Gadacz at the meeting or call him at 727-360-8030.



## Tying Bench - Pat's One-step Baitfish *By Pat Damico*

Synthetic material is durable, versatile and very easy to use. This pattern simplifies the process and allows for modification, expansion and creativity. The amount of time needed for most patterns is greatly reduced. A variety of materials can be used once the principles are understood and applied.

### Materials:

- Mustad C68SZ size 6 to 1/0 hook
- Monofil clear .004 or .006 thread
- EP Fibers, EP Sparkle, Pearl Wing N' Flash
- Hologram Dome eyes
- Dave's Flexament, Hard as Nails and Fletch Tite cement
- Permanent markers and pens

### Tying Instructions:

1. Mount hook in vise and begin to secure thread close to hook eye with jam knot
2. Take about 15 EP Fibers, a little less of Sparkle and Wing N' Flash, the amount will be the most difficult to determine at first. Mix the strands depending on how much flash you want in the fly.
3. Fold them in half, and in half again. Hold them in the middle and using a scissors cut the bent over strands on each end as you hold them in the middle
4. Tease the strands on the tail side of the fly to shape a minnow's body, longer in the center and hold over hook to determine pattern length
5. Holding the fibers on top of the hook, secure with several wraps of thread allowing the fibers to cover the upper half of hook shank. Make a few more wraps of thread. Comb fibers toward tail to break any that are bent or use scissors tip to help
6. Fibers that are sticking out on eye side of hook are now taken and pointed at tail as you hold them over first wrap but allow some of fibers to cover lower half of hook too. They should expose hook eye and allow thread to now wrap over all fibers to form a nice head.
7. Comb all fibers toward tail to finish shape of pattern. Inspect fly to make sure there aren't any bare spots. If there are, fibers picked up on comb can be tied in and bent back before final head shaping.
8. Baitfish shape should be complete. Whip finish and coat head with head cement.
9. Use markers to produce desired colors, starting with lightest and finishing with darkest for baitfish back
10. Apply drop of Fletch Tite on each side for eye placement. A needle can transfer Hologram eyes to desired location
11. Place point of open tweezers on each eye and squeeze together for 10 seconds allowing proper shape of head. Later coat head and front part of fly with Sally Hansen's Hard as Nails

Try other synthetic material with this technique.

Capt. Pat Damico  
St. Pete Beach



Pat's One-Step Baitfish tied by Pat Damico

Sequeira photo

## Big Flies—Only Good For Saltwater? *By Paul Sequira*

Pat Damico came up with a very innovative method for tying his One-Step Baitfish pattern by securing all the material needed for the fly on the hook in one step — hence the name (see page 9). Although this pattern creates the type of fly that we typically use for salt-water fishing, it can certainly be effective in fresh water too.

Case in point — last month we fished the newly renovated and recently reopened Jigg’s Landing on the Braden River, now a Manatee County Park. As Alan mentioned in his Outing Report, the fishing was slow for some of us but fish were caught. In fact Joe Dail caught a 9 7/8 inch blue gill which qualifies as the winning sunfish in our annual contest.

Ted Rich and I were fishing the perimeter of a large section of lily pads; as we worked our way around them, we eventually caught up with Mark Hays. Mark had noticed several pelicans diving into and feeding on schools of baitfish being driven up to the surface by a school of sunshine bass.

The baitfish were clearly visible to Mark and what he noticed was that Pat’s One-Step Baitfish was an excellent imitation of the bait being slaughtered by the sunshine bass. Not only that, but Mark felt that there were more than likely largemouth bass under the school of sunshines, picking up the wounded and crippled baitfish. We tried everything in our fly boxes but I guess we just didn’t have anything closely resembling that bait. These fish wanted meat! Had we been ready with some of these, or similar flies, we would have had a banner day with some terrific action.

In the accompanying picture, Brad Lowman is holding a beautiful sunshine bass he caught (I don’t know where he was fishing but maybe he’ll tell us in his presentation at this month’s meeting) on a fly Brad ties that is similar to Pat’s pattern featured in this month’s Tying Bench. So maybe we should include a few of our saltwater baitfish patterns in our freshwater boxes along with all those poppers and foam spiders; I know I will from now on.

*Note:* There are many fly patterns that could prove to be useful in a situation such as described above and you will find some good ones in the archives of “On The Fly”. Just go to SFF’s website [www.suncoastflyfishers.com](http://www.suncoastflyfishers.com) and click on the “Fly Tying” link. Some patterns that would work are: Snake Fly (8-06), Clouser Floating Minnow (10-06), Poly-Whitebait Fly (5-07), Pat’s Bead Butt Baitfish (1-08), Poly-Hi-Tie (12-08), Bend Back - if tied large and full enough (3-09), Polarfibre Minnow (4-09), Schminnow (6-09), Lowman’s Lucky Fly (12-10). There are many more patterns, the fun is in searching them out, tying a few and trying them.



Brad Lowman with a nice sunshine bass he caught on a recent freshwater trip using a baitfish pattern similar to Pat’s One-Step Baitfish. Brad Lowman photo, courtesy of Pat Damico

## SFF Photo Gallery — February 17th Meeting



Top left: Pat Damico demonstrates his new pattern - the One-Step-Baitfish.

Top right: Members pay rapt attention as Pat explains the finer points of tying the One-Step-Baitfish.

Middle left: more of the same.

Bottom right: Annie Hays introduced us to May, the newest member of the Hays family. I understand that May is short for mayhem, she is a very active dog and loves all the attention she can get.

All photos , by Paul Sequeira

## SFF Photo Gallery — Jigg’s Landing Outing

---



Left: A view of the new buildings at Jigg’s Landing from the lake. The boat ramp is to the right.

Middle: A view of the boat ramp. This is a top rate facility.

Bottom: Mark Hays sneaking up on those feeding sunshine bass.

Sequira photos



# SUNCOAST FLY FISHERS INFORMATION

## SUNCOAST FLY FISHERS

### *Our Aims and Purpose*

*The Suncoast Fly Fishers are dedicated to sharing their total fly fishing experiences and to developing interest in fly fishing in both fresh and saltwater. We shall promote and teach both fly fishing and related subjects of fly tying, rod building, fly casting and knot tying. Through collaboration, fellowship, conservation and sportsmanship, we will help members become more skilled, have more fun and be more productive in the sport. Suncoast Fly Fishers support the conservation of natural resources, boating safety and fishing regulations.*

## BENEFITS OF SUNCOAST FLY FISHER MEMBERSHIP

- Monthly membership meetings with outstanding local speakers on fly fishing, fly tying, rod building, marine conservation and exotic fishing trips worldwide.
- Free fly casting, fly tying & knot tying instructions.
- Monthly club outings in local fresh and saltwater locales topped off with top notch lunches and story telling of the day's catch.
- Joint outings with other clubs in Florida.
- Monthly electronic newsletters with local fishing and club activity information plus fly tying instruction sheets and color photos.
- A professional website with fishing reports, links, club activity photos etc.
- Club hats and shirts.
- Annual award winning Pig Roast with first class auction.
- Charter club of the Federation of Fly Fishers.
- Make new friends and find a fishing buddy for your next fishing adventure.

## Suncoast Fly Fishers, Your Board Of Directors Working For You

Activities are at the heart of any successful organization. SFF's BOD has instituted the following Standing Committees to help us maintain a high level of activities that have proven to be popular with the membership and some new ones to fill a need as expressed through membership surveys. These committees are generally chaired by board members but you do not have to be a board member to fill that position. If you would like to volunteer to participate on any of these committees, please speak to any director.

Committees are as follows:

- Casting Skills - Pat Damico
- FFF Liaison - Pat Damico
- Fly Tying - Alan Sewell
- Membership - Pat Damico & Joe Dail
- Newsletter - Paul Sequira
- Outings - Alan Sewell
- Publicity - Roger Blanton
- Programs - BOD
- Project Healing Waters - Terry Kirkpatrick & John Craig
- Raffles - Tom Hummel & Bryan Jankovic
- Shows & Special Events - Woody Miller
- Web Editor - Woody Miller

**Capt. Dave Chouinard**  
8490 W. Hillsborough Ave  
Tampa, FL 33615

Full Service Fly Shop  
Fresh & Saltwater  
Fly Tying & Casting Lessons  
Internet Catalog & Rewards Program


Tel / Fax: 813-374-2497  
Email: Dave@TampaAngler.com

**TheTampaAngler.com**



## METALFAB INC.

28212 Rice Road  
San Antonio, FL 33576  
(352) 588-9901  
FAX: (352) 588-9902  
walter@metalfab-inc.com



- Custom Metal Fabrication
- Certified Welding in
  - Mig • Tig • Arc
- Kitchen Equipment
  - Architectural
  - Aluminum
  - Stainless
  - Railings

WALTER RUDA  
President

# Suncoast Fly Fishers Advertisers

*Tampa Bay Charter Fishing*  
with  
*Capt. Dan Bumgarner*  
aboard  
"Teacher's Pet"  
Ph. 727-526-7565



[WWW.tampabaycharterfishing.com](http://WWW.tampabaycharterfishing.com)  
USCG Licensed




*Tampa Bay*  
**On The Fly**

Fly Fishing and Tying  
Equipment, Instruction, and Adventures

Enver Hysni  
Cell 727.504.4062  
info@tbotf.com

4203 W El Prado Blvd  
Tampa FL 33629  
Phone 813.443.0660  
Fax 813.443.0662

[www.tampabayonthefly.com](http://www.tampabayonthefly.com)



Spin Tackle  
Fly Tackle

**The Fly Guy**

Capt. Pat Damico

2981 E. Vina del Mar Blvd.  
St. Pete Beach, FL 33706  
Tel: 727-360-6466  
Web: <http://captpat.com>  
Email: [flyguy@captpat.com](mailto:flyguy@captpat.com)



**Bill Jackson Inc.**  
Shop For Adventure

SPECIALISTS IN:  
BACKPACKING  
CAMPING  
CANOEING  
FISHING  
HUNTING  
IN-LINE SKATING  
KAYAKING  
METAL DETECTING  
SCUBA DIVING  
SNOW SKIING

9501 U.S. 19 North, Pinellas Park, FL 33782  
St. Petersburg - (727) 576-4169  
Fax: (727) 576-7579  
[www.billjacksons.com](http://www.billjacksons.com)

**Mike Saputo**  
8490 W. Hillsborough Ave  
Tampa, FL 33615



Full Service Fly Shop  
Fresh & Saltwater  
Fly Tying & Casting Lessons  
Internet Catalog & Rewards Program

Tel: / Fax: 813-374-2497  
Email: [Mike@TampaAngler.com](mailto:Mike@TampaAngler.com)

**TheTampaAngler.com**

**Snook Fin-Addict Guide Service, Inc.**  
**CAPTAIN RICK GRASSETT**  
2447 Waneta Drive • Sarasota, Florida 34231

Lure & Fly Fishing Specialist  
FFF Certified Fly Casting Instructor  
Bay, Back Country & Coastal Gulf Fishing  
Sarasota Bay • Charlotte Harbor • Tampa Bay

(941) 923-7799  
[www.snookfin-addict.com](http://www.snookfin-addict.com)

Email [snookfin@aol.com](mailto:snookfin@aol.com)  
[www.flyfishingflorida.net](http://www.flyfishingflorida.net)



GOODYEAR • TOYO • COOPER • MICHELIN



Since 1947

**TODD MURRIAN**  
1631 - 4th STREET NORTH • ST. PETERSBURG, FL. 33704

**727-822-3981**  
[www.bobleetire.com](http://www.bobleetire.com)

**JIM SWANN'S**

Complete Fly Fishing Shop  
Rods - Reels - Hand Tied Flies - Guide Service  
Fly Tying Materials  
Classes in Fly Tying and Casting

352-567-6029

13650 S. 98 By Pass  
Dade City, FL 33525

# SUNCOAST FLY FISHERS INFORMATION & ADVERTISERS

**The  
Crafty  
FRAMER**

Affordable Custom Picture Framing,  
and Counted Cross Stitch Supplies

**Rick & Peggy Wittlake**  
9204 Ulmerton Road  
Largo, FL 33771  
(727) 518-1400  
www.craftyframes.com  
craftyframer@aol.com

**HOURS**  
Mon.-Fri. 10-6, Sat. 9:30-2

**DISSTON OPTICAL**  
**GOTTA HAV' SHADES** 

3435 49th Street North  
St. Petersburg, FL 33710  
727-522-8423 • fax 727-521-1886  
www.gottahavshades.com

Lt. Tackle Fly & Spin Fishing  
With  
**Capt. Pete Greenan**

Professional Fishing Guide  
FFF Master Certified Casting Instructor  
President - Florida Council FFF

Voice: 941.923.6095      www.floridaflyfishing.com  
Cell: 941.232.2960      captpete@floridaflyfishing.com

## Federation of Fly Fishers (FFF) and Sun-coast Fly Fishers (SFF) Dues



At initial membership dues are collected for both SFF and FFF. Since we (SFF) are a Charter member of FFF, all SFF members have to be members of FFF. After the initial dues you are responsible to directly pay yearly dues to FFF. The dues period of SFF and FFF may not coincide. We do not collect the yearly dues for the Federation (FFF). You will receive dues notification directly from FFF.

SFF dues are due in September. This is for the remaining months of 2009 and then through August of 2010. Members whose dues are delinquent for 2 or more months may lose their SFF membership. See Tom Gadacz for renewal forms.

## LOCAL FISHING GUIDES

Capt. Frank Bourgeois Offshore Hernando Cty 352-666-6234  
Capt. Dave Chouinard, Tampa Bay 732-610-9700  
Capt. Pat Damico, Tampa Bay 727-360-6466  
Capt. Dave Dant, Tampa Bay 727-744-9039  
Capt. Rick Grasset, Sarasota Bay, Charlotte Hbr, Tampa Bay 941-923-7799  
Capt. Pete Greenan, Boca Grande, Everglades 941-923-6095  
Capt. Paul Hawkins, Tampa Bay 727-560-6762  
Capt. Ray Markham Sarasota and Tampa Bay 941-723-2655  
Capt. Russ Shirley, Tampa Bay 727-343-1957  
Capt. Wayne Simmons Tampa Bay Area 727-204-4188  
Capt. Steve Soult, Nature Coast Area 352-686-0853  
Capt. Jason Stock, St. Petersburg-Englewood, 727-459-5899.  
Jim Swann - fresh water 352-567-6029

**Russ Hampton**  
*Saltwater Synthetics*

352-241-9210  
352-408-2895 CELL  
SW-FLIES@CFL.RR.COM  
12035 BROWNS CANAL DRIVE  
CLERMONT, FLORIDA 34711

## SUNCOAST FLY FISHERS

### Club Officers

President: Tom Gadacz 727-360-8030

Vice President: Woody Miller 727-560-6086

Secretary: Ken Hofmeister

Treasurer: Roger Blanton

### Board of Directors

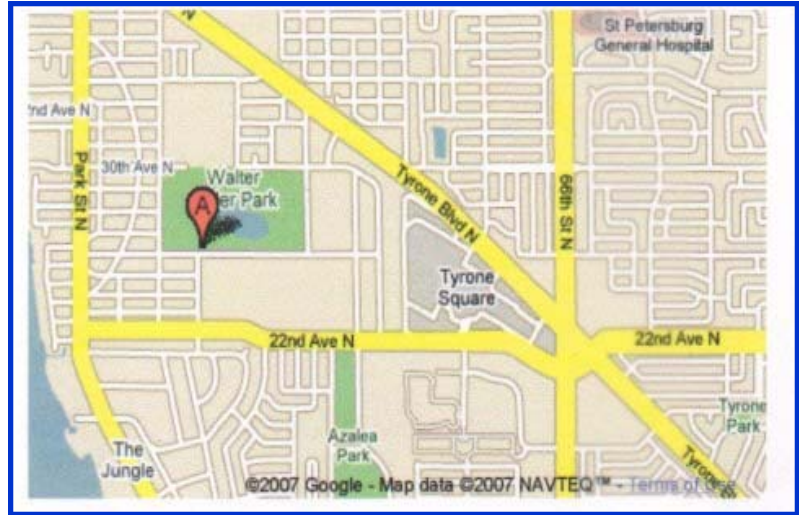
Dan Bumgarner - Hugh Copeland

Mark Craig - Pat Damico - Ken Doty

Paul Sequira - Alan Sewell

“On the Fly” is the monthly newsletter of the Suncoast Fly Fishers (SFF), a not-for-profit organization offering fly fishing and fly tying instruction to members and visitors. Club membership includes newsletter subscription. Send e-mail submissions to the editor, Paul Sequira

[psequira@tampabay.rr.com](mailto:psequira@tampabay.rr.com)



**Next Club Meeting: March 17, 2011**

**Time: 6:00-7:00 PM Outdoor Activities & Fly Tying**

**7:00-8:30 Meeting & Program**

**Location: Walter Fuller Park**

**7891 26 Avenue, N, St. Petersburg, FL 33710**

**Program - Brad Lowman, Bass Fishing**

**Featured Fly Tyer - Jeff Janecek**

***VISIT OUR WEBSITE***

<http://www.suncoastflyfishers.com/>

***Suncoast Fly Fishers***

**P.O. BOX 40821**

**St. Petersburg, FL 33743-0821**