



The Prez Sez *by Tom Gadacz*



SFF Status Report-2010

Our annual report was to our parent organization FFF and we would like to share the report with you. Joe Dail did a fantastic job as Treasurer and compiled the report to FFF. SFF is a healthy organization and ended the year with a balance of \$6,401.49. The best parts of the report were the activities. The board and membership met every month (except for no membership meeting in December) with a program at the membership meetings. The list of speakers was superb. We had monthly outings including one in December and a trip to the Everglades. Several of the outings included members from the Mangrove, Tampa and the Tarpon clubs.

We had two well attended casting clinics orchestrated by FFF certified master fly caster, Pat Damico. SFF participated in 5 events which included the Tampa Bay Boat Show, Marine Quest, Casting with Kids at Walter Fuller, Florida Fly Fishers Expo and Tampa Bay Watch Coastal Cleanup. A continuing successful program, Project Healing Waters Fly Fishing had 13 SFF members who contributed 1,036 hours of fly tying and fly casting to 521 veterans thanks to Terry Kirkpatrick and John Craig.

“On the Fly” had a banner year thanks to editor, Paul Sequira. The articles and fly tying and fly casting tips were first class. We even became political when the oil spill in the Gulf occurred. The board supported advocacy for holding the companies who were operating Deepwater Horizon rig responsible for the cleanup and environmental impact. We advocated writing our congressmen to insure that payment for the disaster is the responsibility of the companies operating the rig and not with tax payers.

We had a fly tying workshop and will continue this activity.

There were many other aspects of the report and they all reflected the enthusiasm of the members of the club. On behalf of the officers and directors we wish to thank all the members for their support and for participating in the activities of our club. A copy of the full report will be available on the website www.suncoastflyfishers.com.

January Trash and Treasures-2011

Our annual live auction with auctioneer Alan Sewell was a huge success. In addition to the fun and laughter we had a very lively crowd who brought some real treasures. The trash even looked good when viewed through Alan’s eyes and promotional descriptions. There were some great bargains on many items. The financial outcome set a record of \$1,332. Alan, thanks for a great job and an enjoyable evening.

8th Annual Hog Roast and Silent Auction & SFF 20th Anniversary -March19, 2011

The plans are shaping up. The details are on pages 3 - 4, please make sure you continue reading. Save March 19 from 4:00 to 8:00PM for the Hog Roast. It promises to be a memorable event with all the past presidents being honored. Captain Bob will provide the music and ballads. Since the event will be catered, we would like to have a good estimate of attendees. Please let us know as soon as possible if you are planning to attend. Bring your spouse or a friend.*Tom*

SFF UPCOMING EVENTS

- Mar 11/13 - Tampa Bay Boat Show, Tropicana Field
- Mar 19th - Hog Roast & SFF 20th Anniversary Maria Center, Gulfport
- Mar 19th - Casting Clinic - Ft DeSoto
- Apr 7th - Tampa Picture Show
- Apr 30th - Marine Quest

Inside this issue:

Outing Reviews, Previews, Tournament & Program	2
Hog Roast & SFF 20th Anniversary Celebration	3-5
Casting Clinic, Tampa Boat Show, Tampa Picture Show	6
Welcome New Members, Marine Quest	7
Baitfish Fly patterns Fish Eat - Pat Damico	8
Tying Bench - Tap's Bass Bug	9

Outings—Reviews & Previews by Alan Sewell



FEBRUARY OUTING - Feb. 19, 2011 Jigs Landing

January Outing - The Suncoast Fly Fishers held their January outing at the Emerson Point Preserve in Manatee County. This turned out to be a very windy day with drizzle and cold temperatures. Our fishermen turned out in force to fish and eat. Some fish were caught, including five trout taken on a Carl Hansen fly that was purchased at the raffle by Ken McKinnon. The weather was bad, but lunch was very good.

February Outing - Feb.19, 2011

Our next outing will be at JIGGS LANDING in Manatee County on the Braden River. This is a new park that has been redone by the County. There is a new ramp for boats, canoe and kayak launching is also available. Covered shelter, river walk, bathrooms, good parking are there. This is a

freshwater outing and the last outing for our yearly tournament. Try to beat the bass or sunfish record for our year. Be sure you have your freshwater license.

Future Outing Previews:

March - Casting Clinic Ft DeSoto Park with Capt Pat Damico in the a.m. and 8th Annual Hog Roast at the Maria center in Gulfport in the p.m.
April - Pinellas Point

Fishing Tournament Results 2010 - 2011

Bass -17 inch - Ken Doty
Bluegill - 9 inch - Ted Rich
Trout - 23 inch - Don Manning
Redfish - no entry
Snook- 21 inch - Ken Doty
Other fish- 31 inch Gar - Mark Hays

February 17th Program - Capt. Ray Markham, from Terra Ceia will present a program on spring fly fishing for redfish. Capt. Ray is a native Floridian, born in St Petersburg, grew up in Gulfport and has been fishing the Tampa Bay area for over 50 years. Specializing in fly fishing and light tackle, Ray (also a former member of SFF) is one of the most knowledgeable guides in the area. Ray's programs are always entertaining and full of local knowledge; you'll learn a lot about fishing for our premier fishes, the right flies to use and the best times and places to go. Don't miss this meeting.



Designated Fly Tier: Capt Pat Damico will tie a one step synthetic baitfish fly he has developed called "Pat's One-step Baitfish". All the material will be placed on the hook at one time and any needed color will be applied with markers as the second step if desired. This technique lends itself to using a variety of synthetic materials and is very simple to tie effectively.

Casting Tips by Capt. Pat Damico, MCI

Casting tip #14 - How can I cast more effectively when the wind is blowing straight at me?

Our recent casting clinic was on a very windy day when this became a serious issue. You must do the following: Have a very tight loop on your forward cast, adding a haul will increase line speed and penetrate the wind better; change your casting plane from parallel with the water to one that is high on the back cast and low on the forward cast; cast horizontally close to the water with tight loops. The higher your forward cast, the longer the wind has to blow it back at you. Use a lighter line than recommended for your rod, it will penetrate the wind better, shorten the leader and downsize your fly.

Suncoast Fly Fishers

*Live guitar by
Captain Bob*



8th Annual Hog Roast, Silent Auction And 20th Anniversary Celebration

Saturday, March 19, 2011 from 4:00 - 8:00 pm

Join us for a good ole fashion pig pickin

**Choice of pulled pork, chicken or ribs
with all the fixins**

At our new indoor location

The Maria Center

5800 15th Avenue, S Gulfport, Florida

Tickets \$20.00

**Make your reservations at the SFF February or March
Club meeting or call:**

Tom Gadacz 727-360-8030 or Joe Dail 727-725-7638

Or email thomasgadacz@yahoo.com

8th ANNUAL HOG ROAST & SILENT AUCTION and 20th ANNIVERSARY of SFF by Tom Gadacz

This is a must event for every SFF member. This is not only our featured club event of the year but also the twentieth anniversary of the founding of our organization.

When: March 19, 2011 Saturday

Where: MARIA CENTER at 5800 15th Ave S in Gulfport

Time: 4:00 to 8:00 PM

Cost: \$20 please make your reservation early.

Sign up at the meeting or call Joe Dail (727-725-7638) or Tom Gadacz (727-360-8030)

Special event: All the past presidents of SFF have been invited. Some will have some good tales about the club. Program speakers for the past year have been invited to share some of their fishing secrets.

Menu: Onsite BBQ pulled pork, ribs, and chicken with sides of baked beans, corn on the cob, yellow rice and green beans. LeeRoys is catering the event.

Live Entertainment: Captain Bob will be strumming his guitar and singing ballads.

Door Prize: Fly rod built by Alan Sewell. Members only are eligible for the door prize and a ticket is included in the price of the event.

Kayak Raffle: A kayak equipped for fishing will be raffled off. Tickets are \$10 and raffle is open to everyone.

Silent Auction: An opportunity to get a half day guided trip by guys who know the fishing spots, trophy flies tied by our best tiers for fish in our area, rods, reels, fishing equipment, art and a host of other items. Bid sheets will be next to the auction item. The silent auction is open to all attendees.

Bucket Raffle: Fishing items and packages with a value up to \$35 will be in buckets and raffled off during the course of the event. Tickets are \$1.00 each or 12 for \$10.00. The bucket raffle is open to all attendees.

Awards: Presentation of trophies for the President's Vision/Values Award and to members with a biggest fish in several categories.

Please purchase your tickets early or call to confirm your attendance so we can provide the caterer with an estimate of attendees. Sign up at the meeting or call Joe Dail (727-725-7638) or Tom Gadacz (727-360-8030).

8th ANNUAL HOG ROAST & SILENT AUCTION and 20th ANNIVERSARY of SFF by Tom Gadacz

Hog Roast & Silent Auction Committee

Joe Dail, Pat Damico, Tom Gadacz, Myron Hansen, Marianne Hays, Mark Hays, Rick Kelly, Richard Oldenski, Al Pitcher, Alan Sewell, and Tom Trukenbrod are the members of the committee.

How You Can Help

Flies: We wish to encourage our fly tiers to contribute six or more flies. If you have some vintage flies you wish to contribute, they would be appreciated. Please contact Myron Hansen at han-sen3@tampabay.rr.com.

Guided Trips: Calling all Captains and expert guides! If you wish to donate a half day trip, please contact Captain Pat Damico at pat4jaws@hotmail.com.

Donations: If you have some fly fishing treasures to donate, please contact Al Pitcher at apitcher1@tampabat.rr.com.

Business Donations: If your favorite fishing store or friends have some items they are willing to donate, please contact Al Pitcher at apitcher1@tampabat.rr.com. Donations with a value over \$100 will entitle the business to a year of a business card sized advertisement in our newsletter. SFF is a not for profit organization and a tax exemption letter is available for donations from Tom Gadacz at thomasgadacz@yahoo.com.

Suggestions and Comments: Contact any of the committee members if you have any contacts for donations or any suggestions you may have to make our event successful and memorable.

If you cannot attend the membership meeting and wish to attend the Hog Roast and Silent Auction you can mail the below form and a check payable to Suncoast Fly Fishers. Address to:

Suncoast Fly Fishers
P.O. Box 40821
St. Petersburg, FL 33743-0821

Suncoast Fly Fishers
P. O. Box 40821
St. Petersburg, FL 33743-0821

I wish to reserve _____ tickets at \$20.00 per ticket for the 8th Annual Hog Roast & Silent Auction.
Make checks payable to Suncoast Fly Fishers.

Name: _____

Contact phone or e-mail address: _____

Number of tickets _____ X \$20.00 = \$ _____ enclosed

SFF Information and Activities

Saturday, March 19, Casting Clinic, Ft. DeSoto Park

Improve your casting and do some fishing the same day as the Hog Roast. We did this last year and it was a great success. East Beach at Ft. DeSoto Park will again be the place to learn and perfect your fly casting. Beginning promptly at 9 a.m. and ending 11:30 our able group of instructors will guide all experience levels so that the flies, equipment and charters they purchase at the Hog Roast will deliver expected results. This has been described by many members as one of the reasons they joined our club. I would encourage the newer members to take advantage of this benefit. A non-threatening environment will allow you to relax and see how easy good casting can be with proper instruction. Coffee, donuts and cold drinks will be provided. Bring your own equipment. If you need anything, give me a call beforehand. Bring a hat, glasses and sunscreen. A sign up sheet will be available at our meeting. This is free to all Suncoast Flyfishers who are FFF members.

Pat Damico, MCI 727-504-8649

Tampa Bay Boat Show

Where: Tropicana Field, St Petersburg, FL

When: March 11, 12, 13

Hours: Friday & Saturday 10 am to 6 pm, Sunday 10 am to 5 pm

A large array of boats and other watercraft will be on display and Gulf & Bay Fishing School featuring seminars by local fishing experts including Capt. Pat Damico will be available. SFF has a booth and we need tiers and liars to promote our club. Sign up at the meeting to volunteer a few hours at either a morning or afternoon slot for any (or all) of the three days. We also need a member to volunteer to be the club's coordinator for this event.

Fly Fishing Film Tour

Tampa Pitcher Show

April 7, 2011 (Thursday) 7:00 PM

14416 Dale Mabry Hwy, Tampa, FL

Tickets: \$14.00 (Discounted tickets available at Tampa Bay On The Fly, 4203 El Prado, Tampa before the event.)

About The Fly Fishing Film Tour - In just our fourth year, The Fly Fishing Film Tour has become the fishing entertainment event of the year. The Film Tour will be seen in well over 80 cities in 2011 and will showcase some of the best independent outdoor film makers. The goal of the Fly Fishing Film Tour is to energize the industry and inspire film makers to create new cutting edge films to both entertain and educate outdoor enthusiasts. If you are a fishing enthusiast or you are just interested in great outdoor entertainment and want to catch the tour in your market, check out the schedule. We look forward to seeing you at a tour stop in 2011!

Members can meet for dinner before the movie about 5:00 pm at the Tilted Kilt Pub at 14457 N. Dale Mabry. The restaurant is directly across the street from the Pitcher Show.

SFF Information and Activities

Welcome to the Suncoast Fly Fishers

We are pleased to announce the return of Past president Dave McKay to the rolls of active membership. We are also pleased to announce that David Galaher Jr. has returned as an active member. Also we are delighted to welcome the following new members: Jeff Bryan, Dayle and Barbara Mazzarella and Frank Savarese. We hope that you will all take advantage of the many benefits that membership in SFF offers and that you will find pleasure, friendships and fulfillment of your fly fishing goals as members of our club.

Wading The Saltwater Flats With A Fly Rod and Random Thoughts From The Tying Bench By Don Coleman

With the original printing of Don's book, SFF gave a copy to all current and then new members when they joined the club. We currently have a good supply of these books; if you are a recent new member who did not receive a copy, please see Joe Dail at the meeting or call him at 727-725-7638.

Other members who would like an additional copy or non-members who would like a copy may purchase one for \$5.00 (plus postage if mailing is required). This book is loaded with excellent information and is a wonderful keepsake of a much missed member and friend of the club.

FLY TYERS

The 6:30 fly tying demonstration session prior to the meeting is a very popular feature. Members are always interested in new flies, different methods of tying old flies or just some well known fly that might not have been demonstrated in a while. Old tried and true patterns are new to new fly fishers and are very interesting to them. We need members who are willing to share their fly tying skills with their fellow members. If you would like to volunteer as a featured fly tyer, please see Tom Gadacz at the meeting or call him at 727-360-8030.

marinequest

Saturday, April 30 10 a.m. – 4 p.m.

100 8th Ave. SE, St. Petersburg

(727) 896-8626

<http://research.MyFWC.com>

FREE admission and parking

If you are interested in helping out at the SFF booth, please call or e-mail Bill AuCoin at 727-528-0287. This is a fun, low-key event where you'll have a chance to talk to many interesting people and potential club members. Last year over 3,500 attend this show. You'll also have the opportunity to introduce fly fishing, casting and tying to many youngster and give them a hands-on experience.

Baitfish Fly Patterns That Fish Eat By Pat Damico

As fly fisherman, we are given a rare opportunity, especially if we tie our own flies because there is no limit to our creativity when sitting down at the tying bench. The variety of materials available to help create great patterns has never been better. When I first began to tie flies, a Herter's catalog and my hunting trips were supplemented with a few trips to local farms where bandy roosters were carefully selected for their plumage. Sunday morning church services had me distracted by fancy feathered hats worn by some of my female neighbors. Each fly as it left the vise was carefully scrutinized to make sure it was perfect. Dry flies were dropped on the table to make sure they bounced and stood upright indicating that they would ride nicely on the waters surface. Wet flies and streamers were carefully contoured to entice subsurface feeding fish.

Although I still enjoy freshwater trout and bass fishing, much of my time is spent fishing the salt. As I get older, my interest in tying size 20 flies has been replaced with larger patterns that frequently duplicate baitfish. I wish I could limit the number of flies I tie and carry, but the desire to tie a new pattern or modification of an existing fly still fascinates me. Holding a killer fly in your hand doesn't necessarily assure success. Think of the many times your perfect fly was mutilated after catching fish repeatedly only to perform better.

Bigger doesn't necessarily mean better when fly fishing. I remember an incident a few years ago when I was wade fishing at Ft. DeSoto Park. Another angler was fly fishing to my right and was casting a fly that looked like it was eight inches long. I waited for him to get closer and asked him how his morning was going. His response was that he hadn't caught anything, even though he saw several fish. The flies he was using were the same he had successfully used in the surf in Massachusetts, where he did most of his fishing. Large stripers were his targets there, with most of his fishing after dark. In order to cast such large flies, he was using a ten-weight rod, a weight forward full sinking line and a rather short heavy leader. Fly fisherman can make the same mistake as spin fisherman using tackle that is very heavy. I gave him a few small baitfish patterns and a different leader. He looked at my flies like they would never work. Several minutes later, I saw his rod bent as he shouted to me to get my attention.

Kayak fishing recently with a friend who was using the same setup, I had showed the importance of varying your retrieve and depth. He was not having much success, but connected to his first good fish while mimicking my retrieve. His initial movement imparted to the baitfish pattern was jerky and near the surface. I was using a slow, long retrieve after waiting for the fly to sink

A list of suitable patterns to duplicate baitfish could include Lefty's Deceiver, a half and half, which is half Deceiver and half Clouser minnow, a Clouser Minnow and a Bendback. These all are usually tied with animal hair and feathers. Substitute synthetic material for these patterns. These traditional proven patterns are great, but I must confess I use a lot of totally synthetic patterns that are very productive. My Bead Butt Baitfish, EP patterns as well as those with added flash should be included in your selection. Some unusual colors work well: chartreuse/white, black/purple and brown/orange are some of my favorites. Eyes, frequently oversized, add appeal to any pattern. Matching the hatch is always a good starting point, but sometimes being unconventional leads to better results.

The fish are always our best teacher and will reward good performance. Now that you have selected a suitable fly, put it to work in the water and enjoy some great fishing.

A FFF Master Certified Fly Casting Instructor, Capt. Pat Damico, St. Pete Beach, can be reached at www.captpat.com or 727-504-8649 for further information about charters or fly casting instruction.



Three typical baitfish patterns tied by Capt. Pat Damico
Damico photo

Tying Bench - Tap's Bass Bug *by Paul Sequira*

H. G. Tapply was a featured columnist for Field and Stream magazine for over 35 years. Each month he wrote "how-to" articles and his "Taps Tips" column consisting of a handful of tips about the outdoors. He also wrote hunting and fishing books, feature articles and presented outdoor seminars. "Tap" Tapply was one of my favorite outdoor writers. Tap's Bass Bug presented here is a simple to tie deer hair bug that casts easily and is as effective today as it was when he developed it.



Materials

- Hook – Mustad 3366, Size 6 to 1/0
- Thread – Danville Flatwaxed Nylon or Uni Thread 3/0 - white or yellow
- Tail – Bucktail - twice the hook shank. length
- Body – Spun and trimmed deer body hair, color your choice. This example uses white and yellow. Natural deer hair with a red band at the head is also a good choice.

Tying Instructions

1. Tie in the thread with a jam knot above the hook barb keeping most of the hook shank bare. Deer hair spins easier on a bare shank
2. Select a small bunch of bucktail that is fine & straight from the end of the tail up towards the tip. Trim the butt ends and tie in by the butts with tight wraps right above the hook point. The bucktail should be about twice the length of the hook shank.
3. Select a batch of deer body hair and remove any under fur. The white fur from the belly spins best Tie in a bunch of deer hair about the thickness of a pencil. Clip the fine ends off the hair before you spin it - they don't flare or float and need to be cut.
4. Hold a "pencil sized" bunch of cleaned deer body hair at a 45° angle to the side of the hook shank facing you. Take two or three loose wraps of thread around the center of the bunch of hair. Pull the thread down slowly while releasing the hair from your left hand. The deer hair will spin around the hook shank and flare under the pressure. Work a couple of thread wraps to the front of the flared hair.
5. Repeat the steps 3 & 4 above until you've covered the shank leaving space for the front band - about ¼ inch. Half hitch the thread and use a drop of head cement to secure the materials.
6. Select a contrasting color of deer body hair; yellow or red is a good choice. Spin on the contrasting deer body hair at the head of the bug as described above.
7. Pack the hair tightly and tie a neat small head behind the hook eye. The next step is to trim the body shape. Work slowly while you trim, you can always take some more hair off, but you can't put any back on. You may use scissors or a razor blade (a double edge blade broken lengthwise works best) to trim the body.
8. The first cut is flat on the underside of the hook. Cut away enough material to open the hook gap to allow enough room to hook the fish. Continue to work the fly in the round, making small and fine cuts with your scissors or razor blade. Trim the body to a conical shape as seen in the picture and use your scissors to trim around the tail and face of the bug. Secure the thread wraps at the head with head cement and the bug is finished.
9. Coat the face of the fly with a little Flexement to stiffen it a bit. This will let you pop the bug on the surface.

SUNCOAST FLY FISHERS INFORMATION

SUNCOAST FLY FISHERS

Our Aims and Purpose

The Suncoast Fly Fishers are dedicated to sharing their total fly fishing experiences and to developing interest in fly fishing in both fresh and saltwater. We shall promote and teach both fly fishing and related subjects of fly tying, rod building, fly casting and knot tying. Through collaboration, fellowship, conservation and sportsmanship, we will help members become more skilled, have more fun and be more productive in the sport. Suncoast Fly Fishers support the conservation of natural resources, boating safety and fishing regulations.

BENEFITS OF SUNCOAST FLY FISHER MEMBERSHIP

- Monthly membership meetings with outstanding local speakers on fly fishing, fly tying, rod building, marine conservation and exotic fishing trips worldwide.
- Free fly casting, fly tying & knot tying instructions.
- Monthly club outings in local fresh and saltwater locales topped off with top notch lunches and story telling of the day's catch.
- Joint outings with other clubs in Florida.
- Monthly electronic newsletters with local fishing and club activity information plus fly tying instruction sheets and color photos.
- A professional website with fishing reports, links, club activity photos etc.
- Club hats and shirts.
- Annual award winning Pig Roast with first class auction.
- Charter club of the Federation of Fly Fishers.
- Make new friends and find a fishing buddy for your next fishing adventure.

Suncoast Fly Fishers, Your Board Of Directors Working For You

Activities are at the heart of any successful organization. SFF's BOD has instituted the following Standing Committees to help us maintain a high level of activities that have proven to be popular with the membership and some new ones to fill a need as expressed through membership surveys. These committees are generally chaired by board members but you do not have to be a board member to fill that position. If you would like to volunteer to participate on any of these committees, please speak to any director.

Committees are as follows:


- Casting Skills - Pat Damico
- FFF Liaison - Pat Damico
- Fly Tying - Alan Sewell
- Membership - Pat Damico & Joe Dail
- Newsletter - Paul Sequira
- Outings - Alan Sewell
- Publicity - Roger Blanton
- Programs - BOD
- Project Healing Waters - Terry Kirkpatrick & John Craig
- Raffles - Tom Hummel & Bryan Jankovic
- Shows & Special Events - Woody Miller
- Web Editor - Woody Miller

Capt. Dave Chouinard
8490 W. Hillsborough Ave
Tampa, FL 33615

Full Service Fly Shop
Fresh & Saltwater
Fly Tying & Casting Lessons
Internet Catalog & Rewards Program

Tel / Fax: 813-374-2497
Email: Dave@TampaAngler.com

TheTampaAngler.com



METALFAB INC.
28212 Rice Road
San Antonio, FL 33576
(352) 588-9901
FAX: (352) 588-9902
walter@metalfab-inc.com

- Custom Metal Fabrication
- Certified Welding in
 - Mig • Tig • Arc
- Kitchen Equipment
 - Architectural
 - Aluminum
 - Stainless
 - Railings

WALTER RUDA
President

Suncoast Fly Fishers Advertisers

Tampa Bay Charter Fishing
with
Capt. Dan Bumgarner
aboard
"Teacher's Pet"
Ph. 727-526-7565



WWW.tampabaycharterfishing.com
USCG Licensed




Fly Fishing and Tying
Equipment, Instruction, and Adventures

Enver Hysni
Cell 727.504.4062
info@tbotf.com

4203 W El Prado Blvd
Tampa FL 33629
Phone 813.443.0660
Fax 813.443.0662

www.tampabayonthefly.com



Spin Tackle

The Fly Guy

Capt. Pat Damico

2981 E. Vina del Mar Blvd.
St. Pete Beach, FL 33706
Tel: 727-360-6466
Web: <http://captpat.com>
Email: flyguy@captpat.com

Fly Tackle



SPECIALISTS IN:
BACKPACKING
CAMPING
CANOEING
FISHING
HUNTING
IN-LINE SKATING
KAYAKING
METAL DETECTING
SCUBA DIVING
SNOW SKIING

9501 U.S. 19 North, Pinellas Park, FL 33782
St. Petersburg - (727) 576-4169
Fax: (727) 576-7579
www.billjacksons.com

Mike Saputo
8490 W. Hillsborough Ave
Tampa, FL 33615



Full Service Fly Shop
Fresh & Saltwater
Fly Tying & Casting Lessons
Internet Catalog & Rewards Program

Tel: / Fax: 813-374-2497
Email: Mike@TampaAngler.com

TheTampaAngler.com

Snook Fin-Addict Guide Service, Inc.
CAPTAIN RICK GRASSETT
2447 Waneta Drive • Sarasota, Florida 34231

Lure & Fly Fishing Specialist
FFF Certified Fly Casting Instructor
Bay, Back Country & Coastal Gulf Fishing
Sarasota Bay • Charlotte Harbor • Tampa Bay

(941) 923-7799
www.snookfin-addict.com

Email snookfin@aol.com
www.flyfishingflorida.net



GOODYEAR • TOYO • COOPER • MICHELIN



Since 1947

TODD MURRIAN
1631 - 4th STREET NORTH • ST. PETERSBURG, FL. 33704

727-822-3981
www.bobleetire.com

JIM SWANN'S

Complete Fly Fishing Shop
Rods - Reels - Hand Tied Flies - Guide Service
Fly Tying Materials
Classes in Fly Tying and Casting

352-567-6029

13650 S. 98 By Pass
Dade City, FL 33525

SUNCOAST FLY FISHERS INFORMATION & ADVERTISERS

**The
Crafty
FRAMER**

Affordable Custom Picture Framing,
and Counted Cross Stitch Supplies

Rick & Peggy Wittlake
9204 Ulmerton Road
Largo, FL 33771
(727) 518-1400
www.craftyframes.com
craftyframer@aol.com

HOURS
Mon.-Fri. 10-6, Sat. 9:30-2

DISSTON OPTICAL
GOTTA HAV' SHADES 

3435 49th Street North
St. Petersburg, FL 33710
727-522-8423 • fax 727-521-1886
www.gottahavshades.com

Lt. Tackle Fly & Spin Fishing
With
Capt. Pete Greenan

Professional Fishing Guide
FFF Master Certified Casting Instructor
President - Florida Council FFF

Voice: 941.923.6095 www.floridaflyfishing.com
Cell: 941.232.2960 captpete@floridaflyfishing.com

Federation of Fly Fishers (FFF) and Sun-coast Fly Fishers (SFF) Dues

At initial membership dues are collected for both SFF and FFF. Since we (SFF) are a Charter member of FFF, all SFF members have to be members of FFF. After the initial dues you are responsible to directly pay yearly dues to FFF. The dues period of SFF and FFF may not coincide. We do not collect the yearly dues for the Federation (FFF). You will receive dues notification directly from FFF.

SFF dues are due in September. This is for the remaining months of 2009 and then through August of 2010. Members whose dues are delinquent for 2 or more months may lose their SFF membership. See Tom Gadacz for renewal forms.

LOCAL FISHING GUIDES

Capt. Frank Bourgeois Offshore Hernando Cty 352-666-6234

Capt. Dave Chouinard, Tampa Bay 732-610-9700

Capt. Pat Damico, Tampa Bay 727-360-6466

Capt. Dave Dant, Tampa Bay 727-744-9039

Capt. Rick Grasset, Sarasota Bay, Charlotte Hbr, Tampa Bay 941-923-7799

Capt. Pete Greenan, Boca Grande, Everglades 941-923-6095

Capt. Paul Hawkins, Tampa Bay 727-560-6762

Capt. Ray Markham Sarasota and Tampa Bay 941-723-2655

Capt. Russ Shirley, Tampa Bay 727-343-1957



Capt. Wayne Simmons Tampa Bay Area 727-204-4188

Capt. Steve Soult, Nature Coast Area 352-686-0853

Capt. Jason Stock, St. Petersburg-Englewood, 727-459-5899.

Jim Swann - fresh water 352-567-6029

Russ Hampton
Saltwater Synthetics

352-241-9210
352-408-2895 CELL
SW-FLIES@CFL.RR.COM
12035 BROWNS CANAL DRIVE
CLERMONT, FLORIDA 34711

SUNCOAST FLY FISHERS

Club Officers

President: Tom Gadacz 727-360-8030

Vice President: Woody Miller 727-560-6086

Secretary: Ken Hofmeister

Treasurer: Joe Dail

Board of Directors

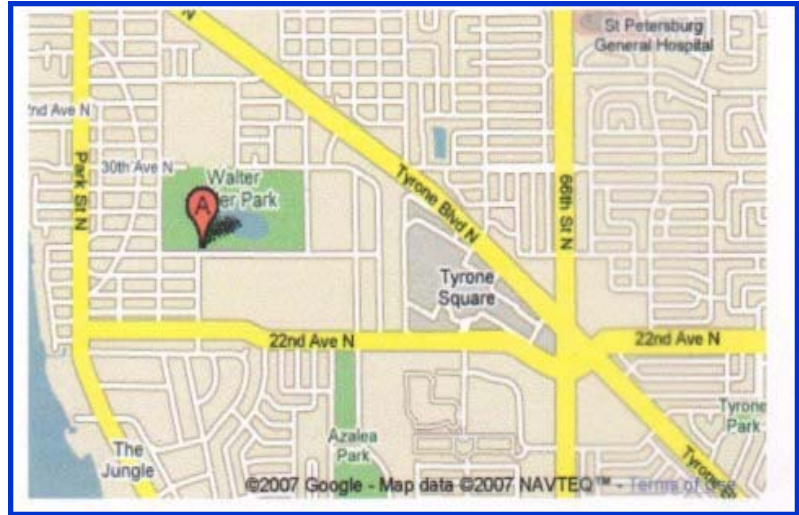
Roger Blanton - Hugh Copeland

Mark Craig - Pat Damico - Ken Doty

Alan Sewell

“On the Fly” is the monthly newsletter of the Suncoast Fly Fishers (SFF), a not-for-profit organization offering fly fishing and fly tying instruction to members and visitors. Club membership includes newsletter subscription. Send e-mail submissions to the editor, Paul Sequira

psequira@tampabay.rr.com



Next Club Meeting: February 17, 2011

Time: 6:00-7:00 PM Outdoor Activities & Fly Tying

7:00-8:30 Meeting & Program

Location: Walter Fuller Park

7891 26 Avenue, N, St. Petersburg, FL 33710

Program— Capt. Ray Markham—Spring redfishing

Featured Fly Tyer - Capt. Pat Damico

VISIT OUR WEBSITE

<http://www.suncoastflyfishers.com/>

Suncoast Fly Fishers

P.O. BOX 40821

St. Petersburg, FL 33743-0821