



# The Prez Sez *by Tom Gadacz*



## WHERE HAVE ALL THE FEATHERS GONE?



Also what has happened to the price of hackle for tying flies? A recent fashion fad has invaded the fly fisher's world. There is a run on hackle and a run up on price. The demand has come from the world of fashion – **feather hair extensions**. This is attributed to Steven Tyler from the Aerosmith group when he appeared on American Idol with a feather in his hair. This is now the rage in hair salons. According to St. Petersburg hair stylist Joyce Wright Deel at Affiniti Salon, women are now coming in for feather hair extensions. Joyce was apologetic for the invasion into the world of fly fishers but took time out to explain the new style. Feathers (hackle) are now being incorporated into hair styling in several ways. Here is a fly fishers approach.

### The Feather Hair Extension Tying Bench

Materials: Several long hackle, color to suit hair color; microlink, color to match hair; hook instrument; no fish hook but individual requesting feather extension.

Steps:

1. Select 5 to 8 stands of hair at root level
2. Select color of 3 to 5 hackle feathers (grizzly and brown most popular)
3. Place microlink over hook instrument
4. Hook strands of hair and pull through microlink
5. Insert hackle into microlink, position hackle, crimp microlink, and cut excess hackle above microlink
6. Advise individual to carefully wash hair and may need readjustment as hair grows.



Another technique consists of hair clips with feather extensions. These are ready-made hair extensions and can be placed anywhere in the hair.

I plan to ask Joyce if I can setup a fly tying space in Affiniti Salon where she works. Perhaps we can also introduce some of our favorite flies to be worn in the hair. There may be an opportunity for fly fishers to tie flies for fashion. Those who wear feather hair extensions need to be cautioned that they may attract fish if they wear them while swimming. . ...**Tom**

### SFF UPCOMING EVENTS

Aug 20 - SFF Outing Ft DeSoto  
 Aug 31/Sep 3 - FFF Nat'l Conclave W. Yellowstone MT  
 Sep 24/25 - Florida Sportsman Fishing & Boat Show, FL Fairgrounds  
 Oct 21/22 - FL FFF Council Fly Fishing Expo, Kissimmee, FL

### Inside this issue:

Outing Reviews, Previews, July Program	2
Tarpon Fishing, Angelo & Chamberlin—Bill AuCoin	3-4
Home Again, Home Again—Ken Hofmeister	5
Editor's Page	6
History of Suncoast Fly Fishers—Tom Gadacz	7-8
Tying Bench - E.P. Tarpon Bunny - Bryon Chamberlin	9-11
Photo Gallery	14-15

## Outings—Reviews & Previews by Alan Sewell

---



### August Outing, Aug. 20, 2011 Ft DeSoto

**July Outing: July 23, 2011** Our July outing was held at the South Skyway area. It was a really good fishing venture with members catching all kinds of quality fish. A slight breeze, but you could find a lee to fish in. Lots of members fished out of their boats, kayaks and waded. Although many fish were caught, the prize went to the " OTHER FISH ". This was a 16 inch ladyfish caught by Don Manning. Once again the lunch was great, and provided by Richard Oldenski.

**August Outing: August 20, 2011** This outing will be held at Fort Desoto. You may get to your spot by boat, kayak or feet, BUT you can only catch fish by wading. This does put an equal balance on how the fish are caught and where you caught them. The monthly prize will be for the largest Trout. Lunch will be served at Arrowhead Picnic area at 11:00 am. Come fish and eat

with your club members.

### Future Outing Previews:

SEPTEMBER OUTING: - CLUB MEMBERS WILL PICK THE SPOT THEY WANT TO FISH. FRESH OR SALTWATER. AREA MUST HAVE A PLACE TO HAVE LUNCH AND NOT BE TOO FAR AWAY.

October - Carl Hanson Tournament, Hillsborough River

### Fishing Tournament Results 2011-2012

BASS - David Mullens 14 inches

SNOOK - open

TROUT - Woody Miller 21 inches

REDFISH - Mark Hays 28 inches

SUNFISH - Don Manning 10 inches

OTHER - Don Manning 16 inch ladyfish

(All fish must meet FWC regulations minimum size)

---

## August 18th Program & Featured Fly Tyer

We have a treat for everyone tonight — we have two speakers. Annie Hays is going to present a talk, with slides of her trip to Big Sky Country. If you read her terrific article last month, you know her presentation will be even better.

Our own Alan Sewell will be our featured speaker with an excellent and informative presentation on wade fishing in our local waters. Not only that, but if you pay attention, Alan will tell you what flies to use and just where to fish them on the fantastic flats of Ft DeSoto. So listen up, you'll have no excuses for a poor showing at our Ft DeSoto outing on Saturday.

Layne Smith aka "Smitty" is going to be our featured fly tyer and he will be demonstrating two new and productive salt water flies designed to slay the trout, redfish and snook to say nothing about the ladyfish and jacks you'll find waiting for you this weekend. So be there early to get a good spot at Smitty's table and learn from a master.

---

## Casting Tips by Capt. Pat Damico, MCI

Casting tip # 20

We described different grips while casting, but did not address how tight or loose it should be. The tendency to grip harder as more power is needed seems normal, but is detrimental. A tight grip will become tiresome and will send unnecessary shock waves through the rod. When you practice, use only your thumb and two fingers to hold the rod as you go through the casting stroke. You will be surprised how effective and relaxed your casting will become.

---

## SFF Membership Renewal — Early Reminder

Renewal of your SFF membership for the year September 2011 - 2012 is due next month. 1 year Regular Membership is \$15, 1 year Family Membership (includes Member, Spouse and children under 18) is \$25, 1 year Business Membership (includes monthly business card newsletter ad) is \$100

# Tarpon Fishing with Captains Nick Angelo and Bryon Chamberlin *by Bill AuCoin*

---



Photo from Bryon Chamberlin's website

## Bow to the king and the queen

**B**ow to the king. Especially, bow to the queen. She's bigger. Get her under control. Break her spirit. Captains Nick Angelo and Bryon Chamberlin are talking about Gulf beach tarpon, of course, and how to notch one on a fly rod.

These two tarpon warriors have landed dozens and they have helped many prepared anglers land their own sight-fishing memories of a lifetime. Unprepared anglers, on the other hand, leave and live with a different memory.

Angelo and Chamberlin shared at least a hundred of their school-of-real-life lessons with Suncoast Fly Fishers at the July meeting, punctuating the tutorial with stills

and videos of sky leaping tarpon and spinning fly reel handles.

Chamberlin passed his go-to tarpon rod around the room. His 12-weight Loomis is a one-piece. "My boat is my rod tube," he said. He likes the natural arc of a one-piece. The rod carried a large-arbor Nautilus CCF reel loaded with floating line.

"I favor floating line 99 percent of the time. We're sight fishing for tarpon and I want to see the fly line at all times," he said. He builds a 10-14 foot leader, but not to IGFA record specs. The shock leader connects to 20-pound class tippet. "If something is going to break, I want it to be the tippet. I want to keep my \$80 fly line and 300 yards of braided backing," Chamberlin said. He sets the drag to lift about 5 pounds.

Angelo demonstrated how to tie his beautiful tarpon flies then passed around his box of ties mostly featuring maribou and rabbit tails on 1/0 to 3/0 hooks. "It's a teasing game," he said. What colors work best? Late season tarpon seem to favor black and purple.

Practice before the big day. Check your tackle. Tie extra leaders. Stretch the fly line. Make a few practice casts. Lay out your fly line on the deck or stripping basket. Adjust the reel drag. Focus.

## Hot and steamy

You know, of course, that you're going to sweat. Get used to it or get out of the way. It's May, June and July under mostly-clear skies on the Suncoast. The weather is steady. You'll have light to moderate east winds in the morning. You do not want west winds that whip up the gulf. Tides are strong.

Get out on the water early and draw your imaginary line in the sand. Even if your boat is positioned exactly where it needs to be, you may still have to wait hours for the migrating tarpon to show. It's worth the wait.

Here they come. Try not to make more than one false cast. Spooking the school is a no-no. Don't cast to the wrong fish. Keep the pod "happy" or they'll move away from you and probably won't be anxious to eat for anybody else either.

Your decision about which tarpon to target depends on which one will be most likely to see and follow your fly. Keep your hand on the shooting line and pinch it so the fly drops, softly, exactly where you want it to drop.

Get tight to the fly. You want your fly there in time to sink almost to the level of the traveling fish. Tarpon will look up to it, but not much.

*Continued on page 4*

## Tarpon Fishing — Angelo and Chamberlin ...continued

---

### **Tease the cat**

You want the tarpon to think his meal is swimming away. Let it make the first move. If a fish doesn't make a move toward it start working the fly very slowly. Tease the tarpon like you would tease a cat, like you were playing keep-away.

Casting to daisy chain tarpon is tricky. If the circle is moving clockwise, cast to the right and vice versa. The idea is to position the fly so that it swims slowly away from the oncoming fish but remains close enough to entice a tarpon to leave the security of the chain.

If a tarpon does take the fly don't set the hook immediately. Wait until she turns, then yank hard. Yank again. She's off to Mexico. Watch for tangles. Be sure to let the loose line flow through the thumb and index finger circle on your line hand. Carefully steer the last few feet of loose line to the reel. You do not want it to wrap around the handle.

Casting to string tarpon gives you more chances. Usually you'll want to put your fly out there and let the tarpon "swim into the fly." Do not cast over the top of the string of tarpon or you'll have a whole string of unhappy tarpon. Sometimes the last fish in the string gives you the best angle.

Fighting a tarpon is hard work. You knew that. So after you get the king or queen under control you're going to have to know how to use your body to win this fight. Sometimes you'll rock back. Sometimes, you'll lean forward. Use your legs. Save your arms.

The hardest part often is when you finally get the tarpon close to the boat and he/she decides to depart again for Mexico. Pull her straight back and pull her down, too. Do the down and dirty. Do not let the tarpon gulp air.

Be sure the fish is whipped -- you do not want a green fish at the side of the boat -- then pull it in.

### **Watch for head shakes**

Wear gloves. Grip the shock leader, not the class tippet. With the other hand grip the lower jaw. Now unhook the fly with your free hand and quickly grip the other jaw. Be prepared for headshakes.

Get pictures, of course. Then revive the fish. Hold it facing toward the front of the boat and move ahead with the trolling motor so that fresh water flows over its gills. When the tarpon tries to pull away, let it go.

She'll take a piece of your heart with her.

#### Contact information

*Capt. Nick Angelo*

(813) 230-8473

email: [fishonthefly24@aol.com](mailto:fishonthefly24@aol.com)

[www.shallowwaterflyfishing.com](http://www.shallowwaterflyfishing.com)

*Capt. Bryon Chamberlin*

*Barbed Steel Charters, Inc.*

(813) 561-8801

email: [captbryon@yahoo.com](mailto:captbryon@yahoo.com)

[www.barbedsteel.com](http://www.barbedsteel.com)



## HOME AGAIN, HOME AGAIN; RIG-A-JIG-JIG by Ken Hofmeister

January was a tough month for me, as many of you remember. Medical issues severely limited my mobility and messed up my fishing. February was not much better; however, thanks to good meds and surgery, I was on the mend. Motivational milestones were important, so I pictured myself riding a bike again and fishing at will. It was a major triumph to ride a bike nine miles in March. Next step was a couple of solo trips in my Scout to attack a few docks. The big challenge was whether I would make the late July-early August trip to Colorado to celebrate our 50<sup>th</sup> anniversary with all of our kids and grandkids.

Yes! We did celebrate our 50<sup>th</sup> wedding anniversary in Crested Butte, CO with a family reunion. Even though Tom Gadacz said fishing on August 4 belonged in the Book of Bad Ideas, I fished anyway. Ann received a fishing rod for a wedding present in 1961, so she understood. Since J. D. Roerhig had driven from El Capitan, New Mexico to celebrate with us, how could I not fish Spring Creek with him?

What a joy to fish the North Fork of the South Platte River near Denver. Wading that fast water was an accomplishment for me. Next venture was the Gunnison River out of Almont, CO. Son Karl and I fished the Gunnison with guide Mark Day (SFF member Jim Day's son). Again, this was a huge rush. Fishing Spring Creek with J. D. Roerhig (former SFF member) was sheer happiness. What beautiful country! Lack of humidity was wonderful.

We had a great time with all the kids and grandkids. Hiking, climbing, sight-seeing, laughing, and teasing, were lots of fun. But it was time to head home with the memories packed away in cameras and captured in our minds. Arriving home, I wondered if the local fish would remember me (if not fear me). Not to worry, they remembered alright. Last night I landed 12 trout and a nice red all on a gurgler or small bait fish flies. As I netted the red after a tussle on a 5 wt. rod, I thought back to the Colorado waters and wondered how to compare this experience. All I could think was: "Home again, Home again: Rig-a-Jig-Jig." There is really nothing like our home waters. We are all so fortunate.



Ken with a beautiful Gunnison River brown trout  
Hofmeister photo



Left: Ken's home grown redfish, a welcome catch after his Colorado adventure.  
Right: Karl Hofmeister with Ken's trophy Gunnison River brown trout.  
Hofmeister photos



## Editor's Page by Paul Sequira

---



Tom Hummel hard at work for SFF selling raffle tickets to Les Scott and Dave McKay . Sequira photo

It takes the efforts of a lot of people to keep SFF the successful fishing club that we are. Sometimes we take for granted our members who volunteer to do the jobs necessary to keep things going. Tom Hummel (with some help from Bryan Yankovic) has been running the monthly raffle for several years, and he does a remarkable job. The raffle is a popular feature among the membership, but it doesn't just happen. Tom lugs this stuff back and forth every month, stores it at his house, keeps track of the inventory, arranges for new items when the supplies run low and collects the proceeds from the ticket sales. By the way, the profits from the raffle keep this a self sustaining activity and go a long way towards paying the rent for our comfortable and pleasant meeting hall. So the next time you buy a ticket or pick up a prize, take a moment to thank Tom for all he does.

Last month we talked about member requests and suggestions of how we can be a better club as a result of our "how are we doing" survey. So far, I have not received one fly tying/fishing website link (I started you off with 4 pretty good ones), no one has sent me their fishing history profile, no one has sent in a suggested new fishing destination for the monthly outings, no one has sent in a suggested program presentation, no one has sent in a suggested fly to be included in the Fly Tying Bench column and Woody is wondering when someone is going to send him some current fishing pictures and reports for the website.

Last month, a member had another good suggestion, a newsletter feature to be called "Look What I Found". Members could write a brief article and take some pictures of a new product they discovered to make fly fishing or tying easier or more productive such as Bill AuCoin's article last month about a terrific stripping basket that started out life as a collapsible leaf container. Send it in to me and I'll print it.

Well, this month you got an invitation from Alan to suggest the outing location for September. Our trips are local, a place within a reasonable distance, and we need a place to have lunch. Step up folks, let's hear from you.

---

### Fly Casting

Club rods are available for fly casting assistance for members between 6:00 and 7:00 pm before the meeting on the grassy area near the parking field. Check with any director or officer if you would like some help in learning or improving your casting.

A formal casting class with Capt. Pat Damico, MCI is scheduled for November 19, 2011, 9:00 to 11:30 am at Ft. DeSoto's East Beach. Casting clinic in the morning and our monthly fishing outing will follow at Ft. DeSoto after the 12:00 noon lunch. Watch the newsletter for more information

---

### SFF Shirts

If you ordered an SFF tee shirt with the new logo and haven't picked it up yet be sure to see Mark Craig at the meeting. We have some shirts left in XL and XXL sizes. All of these shirts will go on sale to anyone at \$11.00 each if they are not picked up at the July meeting. If you would like to order a shirt, please see Mark to get in on the next order.



# A History of Suncoast Fly Fishers by Tom Gadacz

## Beginning – 1991-March, 1996

According to Layne “Smitty” Smith, the origin began in 1988 or 1989 when a group of guys who belonged to the CCC fishing club, the Costal Conservation Association (aka FCA, Florida Conservation Association), became interested in fly fishing. Robert Fischer was first contacted by Rick Redd who said that a guy was trying to start a fly fishing club in the bay area. That guy was a retired architect named Jim Stewart who was a member of the FFF. Jim is the creator of the Snook- A -Roo fly used for snook, tarpon and freshwater bass. Jim has several patented designs of flies made by Umpqua.

Robert recalled meeting at Jim's house in south Tampa several times while trying to figure out a name and location for the club. There were also meetings at Carl Hansen’s house but Carl expressed some reservation about a separate club and elitism. Further meetings were held at Jack O’Connell’s house and it was decided to form a fly fishing club in 1990. Members of this group included Jack O’Connell, Jim McPhail, Rick Redd, Hank Hauser, Jim Stewart, Tom Theus, Tom Conway and three of our current active members, Layne “Smitty” Smith, Alan Sewell, and Robert Fischer. In 1991, this group drew up by-laws and officially became a fly fishing club with O’Connell as its first president (1991-1992). It was decided to name it Suncoast Fly Fishers (SFF) so that people from Tampa and St. Pete could feel equally at home in the club. The Tampa Bay Fly Fishers formed about three years later after Tom Theus asked us if we would mind if they contacted our membership. We didn't mind. They started meeting in Tampa so that people wouldn't have to cross the bay for meetings. Jack O’Connell, Tom Theus, and Tom Conway were some of those original guys.

The Suncoast Fly Fishers needed a regular place to meet and somebody suggested the Wyoming Antelope Club and after a visit it became the official meeting place. They had regular meetings, invited outside speakers, and collected dues to support these speakers. Carl Hanson became an enthusiastic member and contributor to this club. The meetings at the Wyoming Antelope Club were described as interesting. There was not a separate meeting area so the members of the Antelope Club and the Suncoast Fly Fishers were together. One had to walk in front of the guest speakers to access the bathroom. There were also side conversations of members of the Antelope Club who were not particularly interested in fly fishing. Oh, yes. The Antelope Club is on the fly way of the St. Petersburg-Clearwater airport so if someone wasn’t talking or walking, the planes would zoom overhead drowning out the speaker. When the talking, walking, and planes were quiet, someone on the shooting range would start practicing. I think they were practicing with canons in those days. Boy, did that seem loud! Nevertheless, all had a great time!

Some of the goals of SFF included a club open to anyone with an interest in fly fishing, regular meetings with a program, affordable dues and outings.



Top: SFF 1st president Jack O’Connell with Flip Pallot. Middle: SFF 3rd president Cliff Nigh. Bottom: SFF 5th president Dave McKay  
Layne Smith photos

.....continued on page 8

## History of Suncoast Fly Fishers .....Continued


The members also wanted to promote fly fishing and include youngsters. They also began to have group trips. For a while there were two outings per month. One outing was for several days and included Alaska, Bahamas, Belize, and western trout fishing. The other was a local trip to either a fresh water lake or river or the salt water flats. The local outings included Ft. DeSoto, Lake Tarpon, Manatee River, Hillsborough River, Alligator Lake, Myakka River, and Caladesi Island in Clearwater. The purpose of the fresh water trips was to welcome those who relocated from the north and were familiar with fresh water fishing. The salt water trips were for the full time Florida members and to introduce the northern part-time members to the abundant salt water fishing adventures. Eventually the trips outside our area were discontinued and local trips focused on convenient and affordable places. Following the trips, lunches varied from bring your own to shared cooking duties and Alan Sewell cooking hot dogs. Guests were asked to pay a nominal fee if they stayed for lunch. The club leadership emphasized inclusiveness and a friendly environment to anyone interested in fly fishing. Sharing fly fishing tactics became a trait of the club which continues today.

Some interesting stories and achievements occurred during those early years. Robert Fischer recalled one of the early trips to the Port of the Islands resort south of Naples. On Saturday night a small group of SFF members went to the Naples Fly Club banquet and Robert won an embarrassing number of things in the raffle. "They gave us a hard time about all the booty we were hauling back to Tampa, but it was all in good fun."

Suncoast Fly Fishers won two awards from the Federation of Fly Fishers. One was for conservation. This involved a club project to plant trees in Walsingham Park. This was a group effort and as a reward the city allowed club members to have a fishing day at the Walsingham Reservoir. Fishing was prohibited in the Reservoir and several passersby (jealous fisher men) rebuked, "actually cursed us out" for trespassing and fishing in the reservoir. The responses from the fishermen are not printable. We left the reservoir before they threw stones. Another award was the Federation of Fly Fishers youth fly tying event. This was a sponsored Federation of Fly Fishers activity and Jake Stowers' son was a winner of the fly tying youth competition.

After Jack O'Connell, Rick Redd served as president from 1992 to 1994 and he was succeeded by Cliff Nigh from 1994-1996. During the first 5 years those who served as officers and directors include Jack O'Connell, Rick Redd, Cliff Nigh, Mike LaChance, Alan Sewell, Jim McPhail, Hank Hauser, Jim Stewart, Layne Smith, Jake Stowers, Tom Cawthon, David McKay, and Russ Shirley.


I wish to thank Layne "Smitty" Smith for the incredible amount of help and photos and to Robert Fischer, Cliff Nigh and Alan Sewell for their contributions. Thanks to Paul Sequira for helping with this article.





## FFF Upcoming Events

---



### 2011 National Fly Fishing Fair & Conclave

The 46th Annual Fly Fishing Fair & Conclave will be held in West Yellowstone, MT on August 31st - September 3rd, 2011.

Plan to attend this spectacular event for people of all ages and abilities! The fishing and educational opportunities will be outstanding! Please visit the official website for more information. [www.federationconclave.org](http://www.federationconclave.org)

---

## "Florida Fly Fishing Expo 2011 "

at [Worldgate Resort](http://WorldgateResort.com)

3011 Maingate Lane

Kissimmee, FL 34747

407-396-1400

\*Special room rate \$65. per night. - Optional breakfast buffet \$8. - discounted for attendees.

Our attendees must call the hotel for reservations and say that they are part of the "Federation of Fly Fishers"  
**You can not book it online.**

October 21-22 will be at a new location

All the Information is not yet available online

Beginning Thursday afternoon (Oct 20th) from 1 to 5pm. We will have Continuing Education presentations for FFF certified casting Instructors. **This is a new event for the Expo this year.** FFF certified instructors, both CIs and Masters, .....participate in Continuing Education.....to renew, enhance, expand teaching and casting skills and knowledge.

EXPO 2011 Programs are in their planning stage and subject to change to view go to

[www.fff-florida.org](http://www.fff-florida.org)

2011 Program Co-Chairmen

Ruth Stokes

Joe Mahler

## **Tying Bench - E.P. Tarpon Bunny by Bryon Chamberlin**

---

**B**ryon Chamberlin has an arsenal of tarpon flies (see the picture gallery for a look at the fly box he and his frequent fishing partner Nick Angelo brought along) and he demonstrated one of his favorites — the EP Tarpon Bunny described below.

### **Materials:**

- Hook: Gamakatsu SL12s 1/0
- Tail: Chartreuse Barred Zonker Strip
- Body: Natural Strung Saddle Hackle
- Head: Tan EP Shrimp Dub
- Eyes: Black Plastic Eyes
- Thread: Red Flat Waxed Nylon



E.P. Tarpon Bunny tied by Bryon Chamberlin  
Sequira photo

### **Tying Instructions:**

1. After placing the hook in the vise, attach the thread on the shank, near the bend in the hook.
2. Tie in the zonker strip on top of the hook and trim the leather to about 1 inch in length (shorter to reduce fouling on the hook)
3. Tie in 1 saddle hackle by the base, just in front of the zonker tail. Leave the fluffy base on the feather to add bulk and movement to the fly while in the water. Palmer the feather forward and pack it tightly. Tie the feather off and trim the excess.
4. Tie in shrimp dub and wrap thread forward to about 3/8 of an inch from the hook eye. There tie in the plastic eyes via figure eight wrap.
5. Wrap the thread to the hook eye and palmer the shrimp dub all the way forward. Secure the shrimp dub with the thread and trim excess.
6. Whip finish and apply head cement.
7. Using a wire brush, comb out the shrimp dub and trim to desired length.

Capt. Bryon Chamberlin  
www.barbedsteel.com  
captbryon@yahoo.com  
Cellular (813) 361-8801

# SUNCOAST FLY FISHERS INFORMATION

## SUNCOAST FLY FISHERS

### *Our Aims and Purpose*

*The Suncoast Fly Fishers are dedicated to sharing their total fly fishing experiences and to developing interest in fly fishing in both fresh and saltwater. We shall promote and teach both fly fishing and related subjects of fly tying, rod building, fly casting and knot tying.. Through collaboration, fellowship, conservation and sportsmanship, we will help members become more skilled, have more fun and be more productive in the sport. Suncoast Fly Fishers support the conservation of natural resources, boating safety and fishing regulations.*

## BENEFITS OF SUNCOAST FLY FISHER MEMBERSHIP

- Monthly membership meetings with outstanding local speakers on fly fishing, fly tying, rod building, marine conservation and exotic fishing trips worldwide.
- Free fly casting, fly tying & knot tying instructions.
- Monthly club outings in local fresh and saltwater locales topped off with top notch lunches and story telling of the day's catch.
- Joint outings with other clubs in Florida.
- Monthly electronic newsletters with local fishing and club activity information plus fly tying instruction sheets and color photos.
- A professional website with fishing reports, links, club activity photos etc.
- Club hats and shirts.
- Annual award winning Pig Roast with first class auction.
- Charter club of the Federation of Fly Fishers.
- Make new friends and find a fishing buddy for your next fishing adventure.

## Suncoast Fly Fishers, Your Board Of Directors Working For You

Activities are at the heart of any successful organization. SFF's BOD has instituted the following Standing Committees to help us maintain a high level of activities that have proven to be popular with the membership and some new ones to fill a need as expressed through membership surveys. These committees are generally chaired by board members but you do not have to be a board member to fill that position. If you would like to volunteer to participate on any of these committees, please speak to any director.

Committees are as follows:

- Casting Skills - Pat Damico
- FFF Liaison - Pat Damico
- Fly Tying - Alan Sewell
- Membership - Pat Damico & Roger Blanton
- Newsletter - Paul Sequeira
- Outings - Alan Sewell
- Publicity - Roger Blanton
- Programs - BOD
- Project Healing Waters - Terry Kirkpatrick & John Craig
- Raffles - Tom Hummel & Bryan Jankovic
- Shows & Special Events - Woody Miller
- Web Editor - Woody Miller

**Incommunicado**  
Don Pedro Island - Palm Island

Vacation home located on beautiful, unspoiled  
Don Pedro Island

7 miles of sandy beaches, peaceful lagoons  
Visit [www.homeaway.com](http://www.homeaway.com) Property #346126

727-480-9088 cell 727-421-0014 cell

**High Performance Plumbing Services**  
[www.HPPS.biz](http://www.HPPS.biz)

**John Craig**  
PRESIDENT

Tel: 727.323.7243  
Fax: 727.528.8528

[jcraig@hpps.biz](mailto:jcraig@hpps.biz)

FL. LIC. CFC1425678

PO Box 60268  
St. Petersburg, FL 33784



# Suncoast Fly Fishers Advertisers

*Tampa Bay Charter Fishing*  
with  
*Capt. Dan Bumgarner*  
aboard  
"Teacher's Pet"  
Ph. 727-526-7565



[WWW.tampabaycharterfishing.com](http://WWW.tampabaycharterfishing.com)  
USCG Licensed




*Tampa Bay*  
**On The Fly**

Fly Fishing and Tying  
Equipment, Instruction, and Adventures

Enver Hysni  
Cell 727.504.4062  
info@tbotf.com

4203 W El Prado Blvd  
Tampa FL 33629  
Phone 813.443.0660  
Fax 813.443.0662

[www.tampabayonthefly.com](http://www.tampabayonthefly.com)



**The Fly Guy**

**Capt. Pat Damico**

2981 E. Vina del Mar Blvd.  
St. Pete Beach, FL 33706  
Tel: 727-360-6466  
Web: <http://captpat.com>  
Email: [flyguy@captpat.com](mailto:flyguy@captpat.com)

**METALFAB INC.**

28212 Rice Road  
San Antonio, FL 33576  
(352) 588-9901  
FAX: (352) 588-9902  
[walter@metalfab-inc.com](mailto:walter@metalfab-inc.com)



- Custom Metal Fabrication
- Certified Welding in
  - Mig • Tig • Arc
- Kitchen Equipment
  - Architectural
  - Aluminum
  - Stainless
  - Railings

Over 50 Years Experience

WALTER RUDA  
President

**CANOE COUNTRY  
OUTFITTERS, INC.**

JEREMY M. STOCK  
MANAGER

6493 54th Avenue North St. Petersburg, Florida 33709  
Local (727) 545-4554 Florida (800) 330-1550  
Fax (727) 545-4554 Hours: M-F 9a-7p/5a 9a-5p/Su 12p-5p  
Website: [www.canoecountryfl.com](http://www.canoecountryfl.com)  
Email: [canoecountryfl@aol.com](mailto:canoecountryfl@aol.com)

[www.sightfishtarpon.com](http://www.sightfishtarpon.com)



**Captain Dave Dant**

specializing in the Art of saltwater  
fly fishing and light tackle sight fishing!

Captain Dave Dant • 727-744-9039  
Web site: [www.sightfishtarpon.com](http://www.sightfishtarpon.com)  
Email: [ddant@tampabay.rr.com](mailto:ddant@tampabay.rr.com)

GOODYEAR • TOYO • COOPER • MICHELIN



Since 1947

**TODD MURRIAN**  
1631 - 4th STREET NORTH • ST. PETERSBURG, FL. 33704

**727-822-3981**  
[www.bobleetire.com](http://www.bobleetire.com)

**FLY FISHING**

**Star Valley Outfitters**

- Lessons
- Casting
- Fly Tying
- Fishing Trips



**Dayle Mazzarella**  
(760) 703-0118  
email: [emailmazz@yahoo.com](mailto:emailmazz@yahoo.com)

# SUNCOAST FLY FISHERS INFORMATION

## Federation of Fly Fishers (FFF) and Suncoast Fly Fishers (SFF) Dues

At initial membership dues are collected for both SFF and FFF. Since we (SFF) are a Charter member of FFF, all SFF members have to be members of FFF. After the initial dues you are responsible to directly pay yearly dues to FFF. The dues period of SFF and FFF may not coincide. We do not collect the yearly dues for the Federation (FFF). You will receive dues notification directly from FFF.

SFF dues are due in September. This is for the remaining months of 2009 and then through August of 2010. Members whose dues are delinquent for 2 or more months may lose their SFF membership. See Tom Gadacz for renewal forms.

## LOCAL FISHING GUIDES

Capt. Nick Angelo, Tampa Bay 813-230-8473  
Capt. Dan Bumgarner, Tampa Bay 727-526-7565  
Capt. Frank Bourgeois, Offshore Hernando County 352-666-6234  
Capt. Bryon Chamberlin, Tampa Bay 813-361-8801  
Capt. Dave Chouinard, Tampa Bay 732-610-9700  
Capt. Pat Damico, Tampa Bay 727-360-6466  
Capt. Dave Dant, Tampa Bay 727-744-9039  
Steve Gibson, Sarasota Bay 941-284-3406  
Capt. Rick Grasset, Sarasota Bay, Charlotte Harbor, Tampa Bay 941-923-7799  
Capt. Pete Greenan, Boca Grande, Everglades 941-923-6095  
Capt. Paul Hawkins, Tampa Bay 727-560-6762  
Capt. Ray Markham, Sarasota and Tampa bays 941-723-2655  
Capt. Russ Shirley, Tampa Bay 727-343-1957  
Capt. Wayne Simmons, Tampa Bay Area 727-204-4188  
Capt. Steve Soult, Nature Coast Area 352-686-0853  
Capt. Jason Stock, St. Petersburg-Englewood, 727-459-5899.  
Jim Swann - fresh water 352-567-6029

## Wading The Saltwater Flats With A Fly Rod and Random Thoughts From The Tying Bench By Don Coleman

With the original printing of Don's book, SFF gave a copy to all current and then new members when they joined the club. We have a good supply of these books; if you are a recent new member who did not receive a copy, please see Tom Gadacz at the meeting or call him at 727-360-8030.

Other members who would like an additional copy or non-members who would like a copy may purchase one for \$5.00 (plus postage if mailing is required). This book is loaded with excellent information and is a wonderful keepsake of a much missed member and friend of the club.



## SFF Photo Gallery, July 21st meeting



Top left: Capt Nick Angelo demonstrating a tarpon fly.  
Top middle & right: Look at all those tarpon flies!  
Middle left: Capt. Bryon Camberlin tying a Tarpon Bunny  
Middle right: Tarpon Bunny and mystery tarpon fly  
Bottom left: Robert Fischer chats with Nick Angelo while Bryon Chamberlin ties.  
Sequira photos



## SFF Photo Gallery — Some Random Pictures



Top left: Former member J.D. Roehig of New Mexico who met up with Ken Hofmeister on his recent trip to Colorado fishing Spring Creek.

Top right: A Spring Creek brown trout that fell for one of Ken's well placed dry flies. Hofmeister photos.

Middle left: A pair of Beachcombers, a Layne Smith special that Smitty will be demonstrating this Thursday and will be featured in the September Tying Bench column.

Middle right: Ted Rich and John Zientarski came up from Port Charlotte to fish our recent Skyway South rest area outing. Sequira photos

Bottom left: Ken Hofmeister shows us a nice bream he caught earlier this year when he attended the Jacksonville club's banquet. Hofmeister photo

## SUNCOAST FLY FISHERS

### Club Officers

President: Tom Gadacz 727-360-8030

Vice President: Woody Miller 727-560-6086

Secretary: Ken Hofmeister

Treasurer: Roger Blanton

### Board of Directors

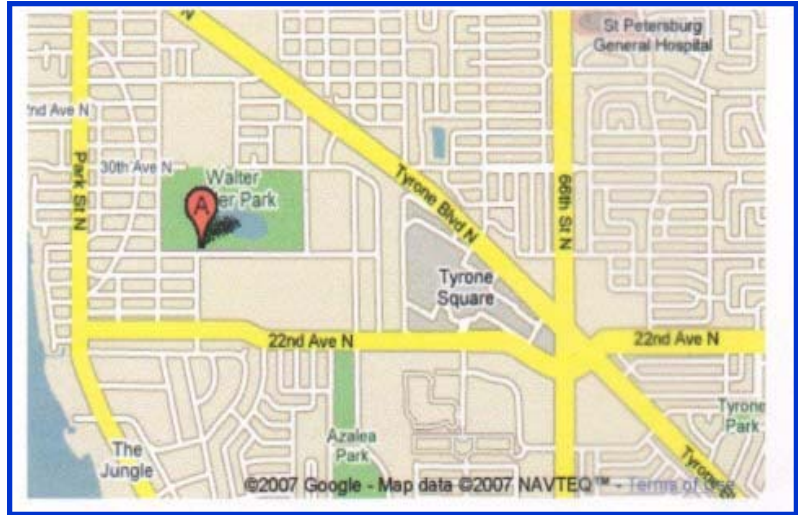
Dan Bumgarner - Hugh Copeland

Mark Craig - Pat Damico - Ken Doty

Paul Sequira - Alan Sewell

“On the Fly” is the monthly newsletter of the Suncoast Fly Fishers (SFF), a not-for-profit organization offering fly fishing and fly tying instruction to members and visitors. Club membership includes newsletter subscription. Send e-mail submissions to the editor, Paul Sequira

[psequira@tampabay.rr.com](mailto:psequira@tampabay.rr.com)



**Next Club Meeting: August 18, 2011**

**Time: 6:00-7:00 PM Fly Casting Outdoors & Fly Tying**

**7:00-8:30 Meeting & Program**

**Location: Walter Fuller Park**

**7891 26 Avenue, N, St. Petersburg, FL 33710**

**Program - Alan Sewell, Wade Fishing**

**Featured Fly Tyer—Layne “Smitty” Smith**

**VISIT OUR WEBSITE**

<http://www.suncoastflyfishers.com/>

*Suncoast Fly Fishers*

**P.O. BOX 40821**

**St. Petersburg, FL 33743-0821**